

## **Historic, archived document**

Do not assume content reflects current scientific knowledge, policies, or practices.



6273

# BUIST'S

LIBRARY  
RECEIVED  
★ JAN 29 1936 ★  
U. S. Department of Agriculture

## GARDEN SEEDS



110TH  
GARDEN GUIDE  
1828 - 1938

**ROBERT BUIST CO.**

Seedsman for over a Century

**PHILADELPHIA, PA.**



# Buist's Peerless Petunias for 1938

*Seen Everywhere—Succeed Anywhere*

**T**O SEE PETUNIAS is to admire them. They are popular for the small garden, the large estate and public parks and their adaptability makes them as desirable for window boxes as for large beds.

Petunias are one of the most satisfactory and easily grown annuals that endure the entire summer, overcoming the most unfavorable growing and soil conditions. They thrive in either heavy or light sandy soils, are resistant to disease and insects. They love sunshine yet can withstand excesses of heat and moisture or the dry burning winds and severe storms of the summer. A gorgeous sight to see these plants covered with bloom.

---

For a Complete List and Cultural Directions on Petunias, refer to Page 109.

---



BALCONY PETUNIAS

## Large Flowered Plain or Smooth Edged Petunias

THE POPULAR BALCONY TYPE

**E**VERY garden should have a display of these brilliant and gorgeous flowers. Balcony is a somewhat misleading name, for they are as popular for the garden as for window boxes and should be used freely in the open border or massed in beds. They are the finest smooth or plain-edged, large single flowered variety ever introduced. The flowers are twice as large as the Bedding Petunias, measuring 3 to 3½ ins. in diameter. Select these large Petunias for their outstanding effects in bright, solid colors. Height 15 ins.

- 5955 Blue. Dark blue.
  - 5956 Rose. Clear rose.
  - 5957 White. Pure white.
  - 5958 Crimson. Dark red.
  - 5966 Netted Blue Gem. A striking new color. Steel blue beautifully netted or veined with deep violet.
- Any of above ⅛ oz., 75c.  
Pkt. 15c
- 5960 Mixed Colors. ⅛ oz.,  
50c. . . . . Pkt. 10c



# Buist's Quality Seeds Buy Early!

## Guarantee Gardening Success

### FREE FLOWER SEED OFFER

*With Orders of 50c or More*

**T**O ENCOURAGE home planting of flowers in every garden, we make this **FREE INTRODUCTORY OFFER** of popular, easily grown varieties during the Spring of 1938.

This OFFER is packed ahead of the busy season. Please do not request substitutions.

### Free Collection Offer

1 Packet Each of 4 Annual Flowers

*This Offer is for Orders  
of 50c or More  
Good Until June 1st*



Fantasy Zinnias

### Gaillardia Single Mixed

One of the best of all cutting flowers. Bar-  
baric colored flowers in rich shades of red and  
yellow.

### Larkspur Tall Double Mixed

The well known old-fashioned Larkspur is  
one of the brightest and showiest of garden  
flowers.

### Nicotiana Hybrids Mixed

The Sweet-Scented Tobacco Plant has many  
long, tubular flowers which open toward eve-  
ning, giving off a sweet fragrance.

### Fantasy Zinnias Mixed

The garden is never complete without some  
variety of Zinnia. Fantasy is fascinating,  
graceful and interesting. The medium-sized  
flowers are composed of a mass of shaggy  
petals, quite distinct from the more formal  
Zinnias.

**ROBERT BUIST CO.**

Seedsman for Over a Century  
PHILADELPHIA, PA. : ATLANTA, GA.



Single  
Gaillardia  
Mixed

1828

• 110<sup>th</sup> YEAR

• 1938

# Our Special Introductory Offer This Season

**F**OR every dollar purchase of seed in packets and ounces you may select to the value of \$1.25 in Packets and Ounces. In other words, the remittance must be \$1.00 or over for Seeds in Packets and Ounces to get the benefit of this Special Introductory Offer for seeds in Packets and Ounces.

Here is how the Offer applies:

For \$1.00	Select to the value of \$1.25	in Packets and Ounces
For 2.00	Select to the value of 2.50	in Packets and Ounces
For 3.00	Select to the value of 3.75	in Packets and Ounces
For 4.00	Select to the value of 5.00	in Packets and Ounces
For 5.00	Select to the value of 6.25	in Packets and Ounces

This Offer does not apply to Beans, Corn and Peas, except in Packets, nor to the larger size packages such as quarter-pounds, pounds, etc., nor does it apply to Fertilizer, Insecticides, Onion Sets, Bulbs, Plants or any Collections of seeds. Take advantage of this Special Introductory Offer for seed in PACKETS and OUNCES ONLY.

---

## Buist's Garden Guide Offers:

Vegetable Seeds

Flower Seeds

Plants

Fertilizers

Grass &amp; Farm Seeds

Bulbs &amp; Roots

Books

Insecticides

Complete Index Listed on page 144

**VEGETABLE SEEDS**—You will find Complete Cultural Directions preceding each Vegetable, and a Vegetable Planting Chart on page 143.

**FLOWER SEEDS**—What They Are and How to Treat Them. See page 87.

**BULBS**—Culture directions pages 121 to 126.

**MAKING A HOTBED**—See page 142.

**CALENDAR OF OPERATIONS**—Pages 133 to 141.

**HOW TO MAKE A ROCK GARDEN**—Page 120.

---

**ROBERT BUIST COMPANY**  
**PHILADELPHIA, PA. : ATLANTA, GA.**

**SEEDSMEN FOR OVER A CENTURY**



1828 • 110<sup>th</sup> YEAR • 1938

# BUIST'S GARDEN GUIDE for 1938

*Seeds you can  
depend upon!*



Trade Mark

Your problem is solved  
when you  
Plant with **BUIST'S SEEDS**  
and follow  
Our cultural instructions  
for the planting and care  
of your garden.

*Main Office:* 4 and 6 South Front Street, Philadelphia, Pa.  
*Warehouses and Growing Stations:* Lombard St., Philadelphia  
Kimberly, Idaho ✦ Idaho Falls, Idaho ✦ Saginaw, Michigan  
Saticoy, California

**ROBERT BUIST COMPANY**  
PHILADELPHIA, PA. : ATLANTA, GA.

SEEDSMEN FOR OVER A CENTURY

# BUIST'S GARDEN SEEDS

*Buist's Seeds are grown from the Finest Selected Stocks  
Those who sow them will not be disappointed*

Suggestions to Customers in Ordering from this Catalogue which, if followed, will be of mutual aid

**HOW TO ORDER.**—Please write your name, postoffice and state plainly; if your express or freight office is different from your postoffice don't fail to mention it.

**HOW TO SEND MONEY.**—Send cash with order by express or registered mail, by check, or by Postal Money-order. Postage stamps will be an acceptable and convenient method of remitting for small amounts. Foreign stamps not acceptable.

**WE PAY POSTAGE EXCEPT AS NOTED.**

**FREE DELIVERY.**—To any Express or Postoffice in the United States:

**Flower and Vegetable Seeds** quoted in this catalogue by the Packet, Ounce, Quarter-pound or Pound, (*except Beans, Corn, Peas in 1/2 lbs. or over*).

**Bulbs and Roots** quoted singly or by the doz.

**Plants and Books.**

**NOT PREPAID.**

**Beans, Corn, Peas, Onion Sets, Potatoes, Grass and Field Seeds, Fertilizers and Insecticides.** *These items are closely priced at their actual value, not including delivery.*

If wanted by mail please add postage to cover cost of Parcel Post according to the Zone scale tabulated below. Express charges are, as a rule, cheaper than Parcel Post on large packages.

**QUICK SERVICE.** We ship promptly.

**OUR SERVICE DEPARTMENT** will take pleasure in advising any of our customers desiring assistance or advice in connection with the Garden or Farm.

**WHOLESALE PRICES** to Market Gardeners and all other large purchasers of Seeds.—If you purchase seeds largely or grow Vegetables for Market, send for our Market Gardeners' Quarterly, which gives our wholesale prices to which you are entitled.

**NO CHARGE** is made for boxes, packing or bags, except for 2-bushel seamless sacks at 35c each.

**NON-WARRANTY.**—Seeds of the best quality will often fail through improper treatment. This may be due to one or more of several reasons, such as covering too deeply or not deeply enough, too much or too little water, too cold weather or a baking sun which forms a crust too hard for the tender shoots to penetrate. Sometimes insects destroy plants at the surface before they are seen by the gardener. We cannot personally direct the use of our goods after they leave our hands; neither can we fully control anywhere or at any time the operation of natural law as it affects seeds; therefore we give no warranty, express or implied, as to description, purity, productiveness, or any other matter of any seeds or bulbs we send out, and we will not be in any way responsible for the crop.

ROBERT BUIST COMPANY

## Parcel Post Rates from Philadelphia (Subject to Change)

United States Parcel Post Rates (Seeds, Plants, Bulbs, Roots, etc.)	First pound or fraction	Each additional pound or fraction	Remarks
Local Rate, Philadelphia .....	\$0.07	\$0.01	Packages must not exceed 100 inches (length and girth combined)  Limit of weight to all zones, 70 lbs.
1st Zone, within 50 miles of Philadelphia.....	.08	.01	
2d Zone, over 50 and under 150 miles....	.08	.01	
3d Zone, over 150 and under 300 miles....	.09	.02	
4th Zone, over 300 and under 600 miles....	.10	.04	
5th Zone, over 600 and under 1000 miles....	.11	.05	
6th Zone, over 1000 and under 1400 miles....	.12	.07	
7th Zone, over 1400 and under 1800 miles....	.14	.09	
8th Zone, over 1800 miles.....	.15	.11	

If Special Delivery is wanted, an additional 15c is required on packages weighing up to two (2) pounds—25c on packages weighing more than two (2) pounds and up to ten (10) pounds—35c on packages weighing more than ten (10) pounds, which also includes special handling and transportation as first-class mail.

# ROBERT BUIST COMPANY

## Seed Growers

Seed Warehouse, Nos. 4 and 6 South Front Street  
Philadelphia, Penna.



# Buist's Marigold Specialties



New Marigold—Chrysanthemum Flowered

## Marigold Gigantea

### SUNSET GIANTS

**4957** The favorable comment on this outstanding novelty introduced in 1937 has fixed its popularity for years to come. The flowers are fragrant and the largest ever known in the Marigold group, averaging 5 ins. in size. They are loosely formed, and very full centered with broad, heavy petals gracefully overlapping. Sunset Giants is a mixture of orange and yellow shades. The plant is strong growing with heavy foliage and good cutting stems. Height 3½ to 4 ft.

½ oz. 35c

Pkt. 15c

## Marigold Collarette

### CROWN OF GOLD

**4972** Crown of Gold is an interesting new type, principally because of its odorless foliage which is objectionable to some flower lovers. The flowers are valuable for cutting, 2½ ins. in diameter, of a lovely golden orange shade with a chrysanthemum-like top or crown surrounded by a single row or collar of broad petals of the same color. The plants are 2½ ft. tall, freely branched, bloom early, profusely and stay in flower all Summer and Fall.

½ oz. 35c

Pkt. 15c

## New Marigold CHRYSANTHEMUM FLOWERED

### Incurved Type

These new Marigolds are the result of segregating the most beautiful of the hybrids found in the Marigold Chrysanthemum Flowered Hybrids listed last year for the first time. The lovely incurved type so startlingly new, which created such a sensation wherever found in the hybrids, is now a distinct type. It is identical in form of flower to a lovely incurved Chrysanthemum. The flowers are true and 100% double, averaging 4 ins. The plants are about 3 ft. high with the stems good and strong supporting masses of flowers for cutting. The perfection of this novelty represents the greatest advancement in Marigolds.

**4966** ORANGE } ½ oz. 50c

**4968** YELLOW } Pkt. 25c

**4970** MIXED. Colors vary from deep orange to light orange and from deep yellow to light yellow.

½ oz. 40c

Pkt. 20c

## Marigold Harmony

### DWARF DOUBLE

**5022** The finest French Marigold ever introduced. In less than three months from seed the dwarf compact plants attract attention with a blaze of color. The flowers cover the entire bush and continue to bloom all season until killed by frost. Distinct and Scabiosa-like in formation, each bloom has a central deep orange crest which is surrounded by a narrow maroon collar of broad petals. A gorgeous sight that every garden should have in either a bed or border. Height 1 ft. ¼ oz. 35c.

Pkt. 10c



MARIGOLD—Harmony



# Buist's Vegetable Specialties



Buist's  
Special  
Crosby's  
Beet

## New Wyoming Wonder Pea

A NEW late variety in demand among home gardeners, roadside markets and truckers. It is unequalled in the size of pod and has the unusual quality of remaining tender and sweet a week after reaching the picking stage. Vines vigorous, 24 to 28 ins. tall, bearing an extraordinary crop. Pods rich, dark green 5 to 6 ins. long, broad, plump, straight pointed and somewhat curved at the tip filled with 8 to 9 mammoth peas. Ready for picking in 75 days.

Pkt., 10c; lb., 30c; 2 lbs., 55c; 10 lbs., \$2.20.

## Buist's Special Danvers Carrot

THIS IS our special strain which is a decided improvement over other strains of Danvers. A very select stock grown especially for the critical market gardener, and of such wonderful quality and productiveness that it should also be included in every home garden. The roots are smooth, uniform and attractive in appearance; a bright, deep orange, 6 to 7 ins. long, 1 3/4 ins. thick, broad shoulders tapering to a blunt point. Flesh bright orange, tender, fine grained, rich in flavor and very sweet. Ready to pull in 75 days.

Pkt., 5c; oz., 15c; 1/4 lb., 40c; lb., \$1.25.

## Buist's Special

## Crosby's Egyptian Beet

OUR STRAIN of this handsome Beet is without a doubt the best. It is especially desirable for the home garden because of its very tender and sweet quality. The comments are so favorable, we are listing it among our specialties to bring to your attention the fine qualities of this variety. It is a rapid grower, attaining a salable size quicker than most sorts and the uniformity in shape and size for bunching makes it a most desirable market beet. Roots globular, very smooth with a small tap root; flesh dark vermilion with zones of a lighter red. Ready to pull in 50 days.

Pkt., 5c; oz., 15c; 1/4 lb., 35c; lb., \$1.10.

## Buist's "Best of All" Stringless Wax Bean

THE MOST beautiful and best of all yellow pod Beans. Very early, always stringless and the heaviest yielding wax bean. It is entirely free from rust and blight and will withstand cold, wet weather. Plant large, sturdy and loaded with beans. Pods flat, golden yellow, 6 ins. long, slightly straight, brittle, tender and delicate flavor. The bean to plant in any garden and recommended for shippers and market gardeners. Ready in 53 days.

Pkt., 10c; lb., 30c; 2 lbs., 55c; 10 lbs., \$2.00.

## Golden Cross Bantam Hybrid Sweet Corn

A CROSS between two inbred Bantams developed jointly by the U. S. Department of Agriculture and Purdue Experiment Station. About 6 days later than Golden Bantam and highly resistant to Stewarts' disease. It grows 6 to 7 ft. high, sturdy and straight, producing two ears to the stalk. Ears very uniform, 8 ins. long and have 10 to 14 rows of light yellow kernels with delicious sweet pulp. Ready in 86 days.

Pkt., 10c; 1/2 lb., 20c; lb., 35c; 2 lbs., 65c; 10 lbs., \$3.00.



New Wyoming  
Wonder Pea



# COMPLETE DESCRIPTIVE LIST OF BUIST'S Dependable Seeds

**B**UIST'S seeds have been giving satisfaction for over a century . . . they are selected with the greatest of care, assuring you a garden of charming beauty and an abundant and most profitable crop.

In addition to detailed planting instructions listed under each variety, we also refer you to the valuable planting chart on Page 143, and the monthly gardening suggestions immediately preceding the chart on Pages 133 to 142, inclusive.

## Asparagus Seed

*One Ounce for 800 Plants; 4 Lbs. per Acre*

**Culture**—Sow early in the Spring, 1 in. deep in rows 1½ ft. apart and 3 to 6 ins. apart in the row in light rich soil. Cultivate frequently. Transplant to their permanent bed the following Spring, setting the plants as described under Asparagus Roots.

### MARY WASHINGTON

**3 Years**—The most satisfactory strain. Highly resistant to rust and blight, very productive. Plants produce long, thick, heavy shoots with tips firm and tightly folded. The stalks are a dark green, delicious in flavor.

Pkt., 5c; oz., 10c; ¼ lb., 30c; lb., \$1.00.

### PALMETTO

**3 Years**—A very early and prolific variety producing an abundance of large, deep green shoots delicious in flavor.

Pkt., 5c; oz., 10c; ¼ lb., 25c; lb., 75c.

## Asparagus Roots

*50 Roots Required for 100 Ft.*

**Culture**—Deep loamy soil, thoroughly cultivated and heavily manured is required for a permanent bed. Dig furrows 15 ins. deep, 4 ft. apart, using plenty of manure with 2 ins. of earth on top of the manure. Set the plants 2 ft. apart in the rows, taking care to spread the roots out evenly and level. Cover with 3 ins. of earth and as the plants grow, gradually fill to the surface. Each Spring work in a heavy dressing of well-rotted manure and follow with a light application of salt and wood ashes.

### MARY WASHINGTON

Postpaid . . . . . \$1.25 per 50 roots; \$2.00 per 100 roots  
Not Prepaid . . . . . \$1.75 " 100 " \$12.00 " 1000 "

### PALMETTO

Postpaid . . . . . \$0.90 per 50 roots; \$1.75 per 100 roots  
Not Prepaid . . . . . \$1.50 " 100 " \$10.00 " 1000 "

## Artichoke


*One Ounce for 500 Plants*

**Culture**—A tasty vegetable grown for its edible flower heads which are cooked like asparagus. Sow early in Spring in light, rich and rather moist soil in rows 8 ins. apart. Transplant the seedlings or sets 4 ins. deep in rows 4 ft. apart and 1½ ft. apart in the rows. A perennial not hardy in the North and requires renewing every three years.

### LARGE GREEN GLOBE

**1 Year**—Spiny plants with deep green, globe-shaped edible flower heads. Perennial, maturing second year.

Pkt., 10c; oz., 45c; ¼ lb., \$1.50.



Mary Washington Asparagus



# Buist's Garden Beans

## Produce Snappy Tender Pods of the Best Quality

**A**MONG our specialties are our own grown Beans of Northwestern and California origin, all produced from the best stock seeds on irrigated, disease and pest free land of high elevation that makes the hardiest and finest seed available.

### Dwarf or Bush Beans

*2 Lbs. per 100 Feet; 90 Lbs. per Acre*

**Culture**—Plant when the ground is warm, as Beans are very sensitive to cold and wet weather. Sow in well prepared soil, in rows 2 to 2½ ft. apart, covering the seed 1½ to 2 ins. deep, and thin the plants to stand about 2 to 3 ins. apart in the rows. Give frequent but shallow cultivation till blossoming time, but only when the plants are dry. If cultivated when wet, they will be damaged by rust. For a constant supply of fresh beans sow every 2 weeks up to August 1st.

### Green Podded Varieties

#### BUIST'S PROLIFIC STRINGLESS

**54 Days**—A superior stringless variety unsurpassed for home or market garden. Plant large, sturdy and very productive. Pods round, dark green, 6 ins. long, straight, tender, brittle and stringless. Quite fleshy and a delicious flavor.

#### BOUNTIFUL

**50 Days**—The best flat podded green bean, early and very popular among market gardeners and shippers; likewise for home gardens. The plant is large, stocky and prolific, practically immune to rust and mildew. Pods flat, light green, 6 to 7 ins. long, broad, stringless, very slightly fibrous, but tender and tasty.

#### STRINGLESS GREEN POD

**52 Days**—A favorite and one of the finest pod varieties for the home garden, market gardener and canner. Plant is large, hardy and a heavy yielder. Pods round, medium green, 5½ ins. long, slightly curved, thick, meaty and juicy, perfectly stringless and fiberless. Brittle, tender and tasty. Seeds coffee brown.

#### GIANT STRINGLESS GREEN POD

**54 Days**—An excellent variety for both early and late planting, very desirable for home, market gardeners, canning and shipping. Pods round, medium green, 6 ins. long, fairly straight, brittle, very fleshy and entirely stringless. Seeds light brown.



Stringless Green Pod Beans

#### TENDERGREEN

**54 Days**—A bean of unusual merit, bearing a heavy crop of early beans and remarkable for both heavy yield and delicious quality. Valuable for home and market gardeners. Plant strong, vigorous, with growth well branched. Pods round, light green, 5½ ins. long, straight, fleshy, tender and strictly stringless.

#### STRINGLESS BLACK VALENTINE

**50 Days**—A wonderful improvement over the old Black Valentine. Early, prolific, hardy and productive, ideal for truckers and early shippers. Pods oval, dark green, 6 ins. long, slightly curved and entirely stringless.

#### DWARF GREEN PODS

	Pkt.	1 Lb.	2 Lbs.	10 Lbs.
Buist's Prolific Stringless..	\$0.10	\$0.30	\$0.50	\$2.00
Bountiful .....	.10	.25	.45	1.80
Stringless Green Pod....	.10	.25	.45	1.80
Giant Stringless .....	.10	.25	.45	1.80
Tendergreen .....	.10	.25	.45	1.80
Stringless Black Valentine	.10	.25	.45	1.80



# Dwarf Green Pods

(Continued)

## FULL MEASURE

**54 Days**—A high quality, well-known variety for home, market garden and canning, recommended for second and late planting. Bears continuously throughout a long season. Plant large, erect and prolific. Pods round, medium green, 6 ins. long, straight, very fleshy, stringless, fine grained and tender.

## EARLY RED VALENTINE

**52 Days**—A very early standard variety used extensively in the South for home garden. Plant medium, erect, very hardy, resistant to disease and will thrive on any kind of soil. The seed will germinate in cold ground when other varieties would rot. Pods round, crease-backed, 4½ ins., long, curved, slightly stringy, meaty and have distinctive flavor.

## TENNESSEE GREEN POD

**54 Days**—Very popular in some sections of the South and sometimes called Dwarf Kentucky Wonder. Plant medium large, spreading, hardy and productive. Pods flat, broad and quite irregular in shape, medium green, 6 to 7 ins. long, curved, slightly stringy, but of good flavor.

## STRINGLESS GREEN REFUGEE

**70 Days**—A decided improvement over the old Refugee or 1000 to 1 bean, being stringless and more tender. Very desirable for home, market gardeners and especially canning. Ideal for fall planting. Pods round, medium green, 5 ins. long, absolutely stringless, without fiber, very fleshy, brittle and fine grained.

## DWARF HORTICULTURAL OR SPECKLED CRANBERRY

**54 Days**—A desirable sort for home and market gardener. Plant of medium height and prolific. Pods semi-round, green when young, changing to greenish yellow splashed with carmine, at maturity; 5 ins. long, stringless and while somewhat fibrous, it is popular in many markets and can be used either as snaps in the green state or shelled green or dry.

## FRENCH'S HORTICULTURAL

**65 Days**—A prolific green shell variety. Plant erect and compact with short runners. Pods semi-round, 7 ins. long, slightly curved, green with a splashing of deep carmine. Fibrous and stringy.



Tendergreen Beans

## Shell Beans

For Winter Use—Ripe in 90 to 100 Days

### LARGE WHITE MARROW

The standard dry shell bean used for baking and soup. Vine large, slender, spreading with short runners, hardy and productive.

### WHITE NAVY OR BOSTON PEA BEAN

This small shell bean will out-yield all others. Excellent for use as baked beans. Plant large, spreading with many runners.

### WHITE KIDNEY

An excellent dry shell bean used for baking and soup. Plant bushy, vigorous and productive. Seed large, white, kidney-shaped.

### RED KIDNEY

Same habit as White Kidney, except the bean is red in color. Used for baking.

## DWARF GREEN PODS

	Pkt.	1 Lb.	2 Lbs.	10 Lbs.
Full Measure	\$0.10	\$0.25	\$0.45	\$1.80
Early Red Valentine	.10	.25	.45	1.80
Tennessee Green Pod	.10	.25	.45	1.80
Stringless Green Refugee	.10	.25	.45	1.80
Dwarf Horticultural	.10	.25	.45	1.80
French's Horticultural	.10	.30	.50	2.00

## SHELL BEANS

White Marrow	.10	.25	.45	1.70
" Navy	.10	.25	.45	1.70
" Kidney	.10	.25	.45	1.80
Red Kidney	.10	.25	.45	1.80

Dwarf Horticultural, French's Horticultural, Davis Kidney Wax, Pole Horticultural and Lazy Wife Pole besides being splendid green shell and snap-shorts are also used for dry shell beans.

If BEANS, PEAS or CORN are ordered by MAIL, please add postage to cover COST of PARCEL POST. See zone rate on page 2.



# Wax Podded Bush Beans

## ROUND POD KIDNEY OR BRITTLE WAX

**52 Days**—This variety has the highest table quality and is recommended for the home garden and for canning. Plant is erect and a prolific bearer. Pods handsome in appearance, round and thick, waxy light yellow, 5½ to 6 ins. long, slightly curved, extremely brittle, fleshy, absolutely stringless and fiberless.

## SURE CROP STRINGLESS

**53 Days**—This variety is well adapted for market garden purposes because of its vigorous growth, productiveness and hardiness. Pods are thick and flat, rich yellow, 6 ins. long, slightly curved, brittle, entirely stringless, very little fibre, fine texture and quality. Also called Bountiful Wax.

## PROLIFIC BLACK WAX

**51 Days**—A good early variety for home and market garden use. Plant small, heavily productive over a long period. Pods round, deep yellow, 5 ins. long, somewhat curved, fleshy, entirely stringless, free from fibre, tender and of fine quality.

## NEW STRINGLESS KIDNEY WAX

**52 Days**—A long-podded wax bean, excellent for home, market garden and canning. Plant large, erect and highly productive. Pods semi-round and broad, clear yellow, 6 ins. long, straight, stringless, brittle, fleshy and of fine flavor.

## DWARF WAX PODDED

	Pkt.	1 Lb.	2 Lbs.	10 Lbs.
Round Pod Kidney or Brittle . . . . .	\$0.10	\$0.35	\$0.60	\$2.20
Sure Crop or Bountiful Wax . . . . .	.10	.30	.55	2.00
Prolific Black . . . . .	.10	.30	.50	1.80
New Stringless Kidney . . . . .	.10	.35	.60	2.20
"Best of All" Stringless . . . . .	.10	.30	.55	2.00
Pencil Pod Black . . . . .	.10	.30	.55	2.00

*If BEANS, CORN or PEAS are ordered by MAIL, please add postage to cover COST of PARCEL POST. See zone rate on Page 2.*



Best of All  
Wax Beans

## "BEST OF ALL" STRINGLESS WAX

**53 Days**—We recommend this variety to shippers and market gardeners as the best flat podded wax bean. Very early and entirely free from rust and blight and will withstand cold, wet weather to a remarkable degree. Plant large, sturdy; very productive. Pods golden yellow, 6 ins. long, straight, brittle, strictly stringless, fine texture and delicate flavor.

## PENCIL POD BLACK WAX

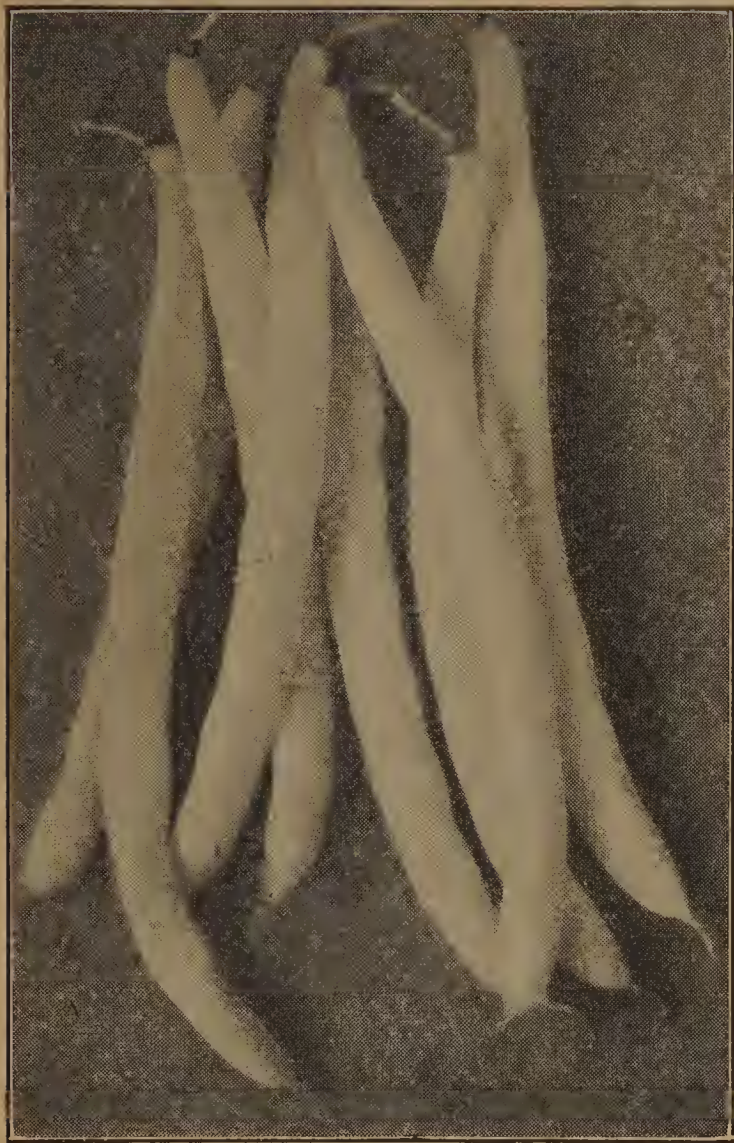
**52 Days**—The best black-seeded round podded Wax Bean for home use, the market gardener and shipping. Plant stocky, vigorous and strongly productive. Pods golden yellow, 6 ins. long, slightly curved, absolutely stringless, without fibre, brittle, very tender and excellent quality.



Round Pod Kidney or Brittle Wax Beans



# Wax Podded Bush Beans



Unrivalled Wax Beans

## UNRIVALLED WAX

**50 Days**—An extremely prolific and early variety, particularly desirable for truckers and shippers. Plant dwarf, stocky, highly productive and quite free from rust. Pods light yellow, flat and slender, 5 ins. long, slightly curved, stringless when young, brittle and tender.

## HODSON WAX

**65 Days**—A late shipping variety. Plant large, of sprawling habit, vigorous and very productive. Pods flat, light waxy yellow, 6½ ins. long, slightly curved and slender, tender when young, but stringy and fibrous later.

## CRACKER JACK OR WEBBER WAX

**54 Days**—Early and productive, free from blight and rust proof. Popular for either private or market gardeners. Plant medium, erect and compact. Pods thick and flat, bright yellow, 6 ins. long, curved, stringless when young and somewhat fibrous.

## RUST PROOF GOLDEN WAX

**50 Days**—Highly disease-resistant and a splendid home garden variety. Plant compact and strongly productive. Pods are thick and flat, golden yellow, 4½ to 5 ins. long, straight, brittle, stringless, fleshy, nearly fiberless and a rich butter flavor.

## DAVIS KIDNEY WAX

**52 Days**—Considered one of the most attractive early wax beans. Plants large, hardy, vigorous and very productive. Pods thick and flat, light yellow, 6 ins. long, slightly curved; brittle, fleshy and tender when young, but become somewhat fibrous and stringy. Seeds white and kidney shaped; excellent for baking.

## WARDWELL'S KIDNEY WAX


**53 Days**—Valuable for home and market garden use. Plant medium and sturdy. Pods flat, deep, golden yellow, 6 ins. long, almost straight, brittle, stringless, of fine texture. The attractive pods find a ready sale in the market.

## CURRIES RUST PROOF WAX

**50 Days**—Popular with market gardeners because of its earliness and productiveness. Plant dwarf, compact and hardy. Pods flat, light yellow, 6 ins. long, almost straight, stringy and somewhat fibrous.

## DWARF WAX PODDED

	Pkt.	1 Lb.	2 Lbs.	10 Lbs.
Rust Proof Golden . . . . .	\$0.10	\$0.30	\$0.50	\$2.00
Davis Kidney . . . . .	.10	.30	.50	2.00
Wardwell's Kidney . . . . .	.10	.30	.50	2.00
Curries Rust Proof . . . . .	.10	.30	.50	2.00
Unrivalled . . . . .	.10	.30	.50	2.00
Hodson . . . . .	.10	.30	.50	2.00
Cracker Jack or Webber . . . . .	.10	.30	.50	2.00



Pencil Pod Wax Beans



# Bush Lima Beans



Fordhook Bush Lima Beans

2 Lbs. Will Plant 100 Ft.; 60 Lbs. per Acre

**Culture**—The dwarf lima bears much earlier than the pole lima and does not require any support. Plant when the ground has become thoroughly warm, as the seeds will rot in cold ground. Sow 1½ to 2 ins. deep on well-enriched land in rows 3 ft. apart, dropping the beans 6 ins. apart with eye down. Cultivate frequently, but only when the leaves are dry.

### IMPROVED BUSH LIMA

75 Days—An improvement over the Burpee's Bush, slightly earlier and larger. Plant sturdy, vigorous and very productive. Pods 5 ins. long, contain 3 to 4 beans, flat but thicker than Burpee's Bush.

### BURPEE'S BUSH LIMA

77 Days—Produces beans as large as the Pole Lima. Plant about 20 ins. high, of stout growth, erect and branching into a bush from 2 to 3 ft. in diameter, very productive. Pods 4½ ins. long, contain 3 to 4 flat, large beans of splendid quality.

### JACKSON WONDER OR CALICO BUSH

65 Days—Resembles Henderson's Bush in character and growth. Very early, prolific and drought-resisting. Seed is rust brown, dappled or streaked with dark purplish markings.

### FORDHOOK BUSH LIMA

75 Days—The most popular variety for the home gardener and used extensively by market gardeners and shippers. Plant large, upright, vigorous and very productive. Pods are 4 to 4½ ins. long, contain 3 to 4 thick-seeded beans which are of a delicious nut-like flavor.

### BUIST'S SUPERBA GIANT PODDED

75 Days—The largest podded Bush Lima. Very prolific, maturing 15 days earlier than any large podded pole limas. Possesses all the good qualities of pole limas and similar in flavor. Plant large, upright and vigorous, about 2 ft. in height. Pods 5 ins. long, contain 4 to 5 thick, flat beans.

### HENDERSON'S BUSH LIMA

65 Days—The original Bush Lima, known through the South as the "Dwarf Butter Bean," where it is used in every home garden. The popular Baby Lima used by canners and also commercially as a dry shell bean. Plant small, erect, bushy, very early. Pods 3 ins. long, contain 3 to 4 flat, small beans.

### WOOD'S PROLIFIC BUSH LIMA

69 Days—Similar to Henderson except that the plant, pod and seed are somewhat larger.

## Pole or Running Snap Beans

1 Lb. for 100 Poles; 30 Lbs. per Acre

**Culture**—Pole Beans are rank growers and they yield heavily on fertile, well-enriched ground. Start planting about a week later than the bush varieties, since they are less hardy.

### Wax Podded Varieties

#### KENTUCKY WONDER WAX

68 Days—The popular wax podded pole bean. Plant vigorous and productive. Pods flat, waxy-yellow, 8 ins. long, slightly curved, nearly stringless, somewhat fibrous, meaty and of excellent quality. Seeds chocolate brown.

#### GOLDEN CLUSTER WAX

74 Days—A good bean for snap or shelling, both green or dry. Plant prolific. Pods flat, waxy-yellow, 7 ins. long, stringless and fiberless.

Set the poles 3 to 4 ft. apart and plant six to eight beans 1½ to 2 ins. deep, thinning when well started to the four strongest. They may be planted in rows 6 ins. apart and supported by wire fences or trellises. So popular in the South that most growers use one or more of these varieties in their garden. The cornfield varieties are planted in the corn and allowed to run up the stalks.

### BUSH LIMA BEANS

	Pkt.	½ Lb.	Lb.	2 Lbs.	10 Lbs.
Improved Bush	\$.10	\$.20	\$.30	\$.50	\$2.00
Burpee's Bush	.10	.20	.30	.50	2.00
Jackson Wonder Bush	.10	.20	.30	.50	1.80
Fordhook Bush	.10	.20	.35	.60	2.40
Buist's Superba Giant	.10	.20	.30	.50	2.00
Henderson's Bush	.10	.20	.30	.50	1.80
Wood's Prolific Bush	.10	.20	.30	.50	2.00

### POLE WAX PODDED

	Pkt.	½ Lb.	Lb.	2 Lbs.	10 Lbs.
Kentucky Wonder Wax	\$.10	\$.20	\$.30	\$.55	\$2.10
Golden Cluster Wax	.10	.20	.30	.55	2.10


Write for Special Prices on larger quantities than quoted.



# Green Podded Pole or Running Snap Beans 11

## KENTUCKY WONDER

**65 Days**—The best of all and most popular of the green podded running beans. Unexcelled for home, market garden and for canning. Plant a hardy, strong climber that continues to bear until frost. Pods round, 8 to 10 ins. long, curved and saddle-backed; stringless when young, very fleshy, fiberless, brittle and of superb flavor when cooked.



Kentucky Wonder Pole Beans

## IDEAL MARKET OR BLACK VALENTINE POLE

**58 Days**—Particularly desirable for home garden and truckers, being a week earlier than Kentucky Wonder. Plant hardy and vigorous. Pods round, 6 ins. long, slightly curved, meaty, tender and stringless when young. Seeds solid black.

## LAZY WIFE

**72 Days**—Excellent for the home garden as a snap, green or dry shell bean. Medium late, but very productive. Pods thick and broad, glossy green, 6 ins. long, straight, fleshy, little fibre, stringless when young, fine texture and quality.

## BROWN SICKLE

**70 Days**—An attractive large variety bearing handsome beans. Plant medium, good climber and moderately productive. Pods round, light green, 8 ins. long, curved, twisted and stringless when young.

## WHITE CREASEBACK OR CORNFIELD

**62 Days**—An early, vigorous bean moderately productive. A good snap bean and fine for canning. Small white seed, excellent for baking. Pods round, dull green, 5½ ins. long, curved, fleshy, quite stringless, brittle and tender.

## TENNESSEE WONDER OR EGG HARBOR

**70 Days**—The largest and handsomest of the vining varieties. Plant medium, good climber and moderately productive. Pods round, light green, 8 ins. long, straight crease-backed, fleshy, brittle and tender, stringless when young.

## McCASLAN

**65 Days**—An early maturing, prolific bean, excellent for home and market garden as a snap or dry shell bean. Pods thick and flat, deep green, 8 ins. long, curved, very meaty, stringless, tender and of good quality.

## WHITE SEEDED KENTUCKY WONDER

**64 Days**—Bears continuously. A snap bean of excellent flavor and quality and good for dry shell use. Pods round, silvery green, 7 ins. long, almost straight, tender, fleshy, fiberless and stringless.

## NANCY DAVIS OR STRIPED CREASEBACK

**72 Days**—A splendid type to plant in the cornfield. Very prolific and vigorous in growth. Pods round, medium green, 6 ins. long, straight, fleshy, tender, somewhat stringy and good quality.

## HORTICULTURAL POLE

**70 Days**—Also known as Wren's Egg, Cranberry and October Beans. Well known and used as a snap and green or dry shell bean. Plant hardy and vigorous. Pods flat, oval, 6 ins. long, straight, slightly fibrous, fleshy and of good quality.

## RED SPECKLED CUT SHORT

**72 Days**—A later variety used largely in the South for planting amongst corn. Pods round, dark green, 4 ins. long, straight and productive.

## BUIST'S SOUTHERN CORNFIELD

**62 Days**—An excellent early snap for home or market garden. Seeds small, oval, white and fine for baking. Plant extremely productive. Pods round, light green, 5½ ins. long, curved, tender, brittle and nearly stringless.

## POLE GREEN PODDED

	Pkt.	½ Lb.	Lb.	2 Lbs.	10 Lbs.
Kentucky Wonder . . . . .	\$0.10	\$0.20	\$0.30	\$0.50	\$2.00
Ideal Market . . . . .	.10	.20	.30	.50	2.00
Lazy Wife . . . . .	.10	.20	.30	.50	2.00
Brown Sickle . . . . .	.10	.20	.30	.50	2.00
White Creaseback . . . . .	.10	.20	.30	.50	2.00
Tennessee Wonder . . . . .	.10	.20	.30	.50	2.00
McCaslan . . . . .	.10	.20	.30	.50	2.00
White Seeded Kentucky Wonder . . . . .	.10	.20	.30	.50	2.00
Nancy Davis . . . . .	.10	.20	.30	.50	2.00
Horticultural Pole . . . . .	.10	.20	.30	.50	2.00
Red Speckled Cut Short. . . . .	.10	.15	.25	.45	1.70
Buist's Cornfield . . . . .	.10	.20	.30	.50	2.00



# Pole Lima Beans

**1 Lb. for 100 Hills; 30 Lbs. per Acre**

**Culture**—Pole Limas require rich loamy soil and, being less hardy than the Bush type, should not be planted until the ground is thoroughly warm. They are vigorous growers and require 8 to 10 ft. strong poles set 4 ft. apart each way. Plant 4 to 6 beans around each pole, placing with eyes down and cover with 1½ to 2 ins. of soil. When well started, thin to 3 plants to a pole. Use rich, well-rotted compost to each hill and cultivate often.



Buist's  
Mammoth  
Podded Ideal  
Pole Lima Beans

## BUIST'S MAMMOTH PODDED IDEAL

**90 Days**—The largest pod and most valuable for home and market garden, outyielding any other variety. Vine vigorous and productive, bearing large clusters of broad pods 6 to 8 in a bunch. The beans are easily shelled and of handsome appearance. Pods broad, 7 ins. long, well filled with 5 to 6 large flat beans, pale green in color and of a rich buttery flavor. Be sure to plant Buist's Ideal.

## KING OF THE GARDEN

**88 Days**—A very popular variety and the most widely used of all Pole Limas, retaining their green color when cooked. Vine vigorous and heavily productive. Pods 6 ins. long, contain 4 to 5 flat beans.

## CARPINTERIA

**88 Days**—Another green seeded variety, very productive and highly recommended. Pods 5 ins. long, contain 4 large, flat beans.

## EARLY LEVIATHAN

**80 Days**—The best of all early sorts equal to the main crop varieties in productiveness. Vine tall, vigorous and prolific. Pods 5 ins. long, contain 5 flat beans.

## EXTRA EARLY JERSEY

**80 Days**—An early and productive variety frequently ready for picking by the middle of July. Pods 4 to 4½ ins. long, contain 4 to 5 flat beans.

## SALEM MAMMOTH

**80 Days**—Remarkable for the large size of both pods and beans, as well as for its earliness. Pod 5 ins. long, contain 5 flat beans.

## FORD'S MAMMOTH

**88 Days**—A heavy yielding variety with a prolific vine and large beans. Pods 5 to 6 ins. long, contain 4 to 5 flat beans.

## DREER'S OR CHALLENGER

**80 Days**—Also known as the Potato Lima, entirely distinct. Vine vigorous, hardy, a good climber and very productive. Pods 4 ins. long, contain 3 to 4 thick-seeded beans which are similar in shape and flavor to the Fordhook Bush Lima.

## CAROLINA SIEVA OR SMALL WHITE

**77 Days**—Very similar in form and size to the Hendersons Bush Lima. Well known in the South, where it is cultivated extensively as the Pole Butter Bean. This variety is a continuous bearer, very early and more prolific than the large lima sorts. Pods 3 ins. long, borne in clusters, contain 3 to 4 small flat beans.

## FLORIDA BUTTER SPECKLED

**78 Days**—A popular variety for the South. Has all the characteristics of the Carolina or Sieva in size and productiveness, except the seeds are creamy white with variegated markings of brown and black.

### POLE LIMA BEANS

	Pkt.	½ Lb.	Lb.	2 Lbs.	10 Lbs.
Buist's Mammoth Podded Ideal	\$0.10	\$0.20	\$0.35	\$0.60	\$2.20
King of the Garden	.10	.20	.30	.50	2.00
Carpinteria	.10	.20	.30	.50	2.00
Early Leviathan	.10	.20	.30	.50	2.00
Extra Early Jersey	.10	.20	.30	.50	2.00
Salem Mammoth	.10	.20	.30	.50	2.00
Ford's Mammoth	.10	.20	.30	.50	2.00
Challenger Pole	.10	.20	.30	.50	2.00
Carolina, Sieva or Small White	.10	.20	.30	.50	1.80
Florida Butter Speckled	.10	.20	.30	.50	2.00



# Table Beets

## Grown from Selected and Transplanted Roots

2 Ozs. per 100 Ft.; 8 to 12 Lbs. per Acre

**Culture**—Little skill is necessary for the cultivation of this root vegetable. For an early crop dig or plough deep and manure well. Plant seed as early in the Spring as the soil will permit working. Sow in rows 1½ to 2 ft. apart, ½ to 1 in. deep, pressing the soil firmly over the seed. As soon as the beets have formed a few leaves, thin out to 3 to 4 ins. apart in the row. Cultivate and weed frequently. To enjoy delicious beets, pull quite young when about 2 ins. in diameter. Successive sowings can be made until late July. The roots will continue to develop until the end of October. Early beets become too tough to carry over the Winter and we recommend planting main crop varieties if intended for Winter storing, such as Detroit, Buist's Ideal Dark Red and Half Long Blood, 2 months after the early sowings. On the approach of frost, take up the roots and cut the leaves off 2 ins. above the crown, store them in pits secure from frost, or cover with earth or sand in a cool, dry cellar.

### CROSBY'S EARLY EGYPTIAN

**55 Days**—An improved strain of the Early Egyptian, but producing a deeper or thicker root. More globular in shape, with small tap roots, flesh bright blood with some light zoning; sweet, smooth, tender and of exceptionally fine quality. An early variety recommended for home and market garden use.

### BUIST'S SPECIAL CROSBY'S EGYPTIAN

**55 Days**—A very fine selection of the Crosby's Egyptian that will please the most critical. Tops erect and medium small. Roots semi-globular, flesh dark vermilion red with zones a trifle lighter in shade. Very tender and uniformly sweet quality. It is a rapid grower, attaining a salable size quicker than most sorts.

### LENTZ EXTRA EARLY RED TURNIP

**50 Days**—This variety is a very rapid grower, forming marketable-sized roots in six weeks from sowing. Tops medium, leaves green. Roots turnip-shaped; flesh purplish red, zoned almost white. Very sweet in flavor and retains a bright blood red color when cooked.

### EXTRA EARLY EGYPTIAN

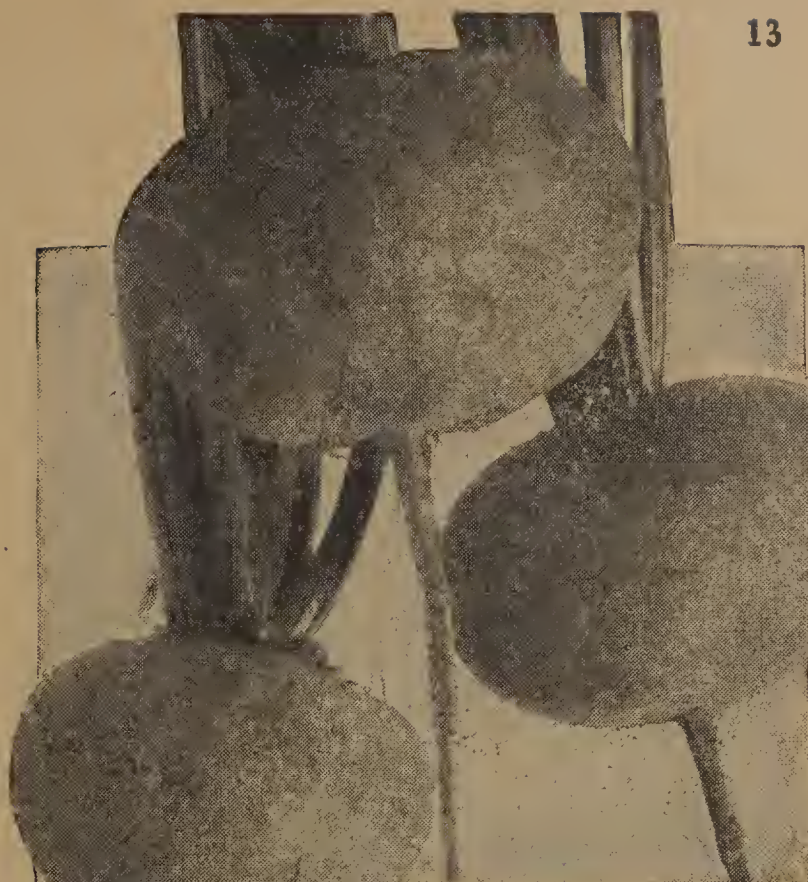
**50 Days**—A very early variety. Tops small and erect. Roots flat on bottom, rounded on top, flesh bright blood red with lighter zones. Fine for forcing or early table use.

### BUIST'S EXTRA EARLY TURNIP

**50 Days**—A profitable beet to grow for the early market, forces well in frames. Tops medium size, leaves bright green. Roots thick, slightly top shape; flesh light purplish red, zoned almost white, crisp, tender and very sweet.

### EXTRA EARLY TURNIP OR BASSANO

**50 Days**—This variety when young is very sweet and tender. The roots attain a large size and are light red in color; flesh is white circled with bright pink.



Buist's Perfect Model Beet

### BUIST'S PERFECT MODEL

**55 Days**—This famous variety is an improved strain of our "Shull's Model Beet," introduced by us in 1886 and by careful comparison has proven to be the best early variety for market gardeners. For the home garden it is especially desirable because of its exquisite quality, being sweet and finely grained. It is a good keeper and may be used all Winter. Its uniformity in shape and medium size makes it a very desirable market beet. Tops are small and growth upright. Excellent for bunching. Roots nearly globe-shaped, blood red with small tap root, flesh rich, blood-red with zones of somewhat lighter shade.

### EARLY WONDER

**55 Days**—One of the earliest bunch beets in cultivation, a splendid variety for truckers and shippers as a first early variety; also for late planting. Roots semi-globular with a small tap root; flesh blood red with zoning of a lighter red; tender, smooth and deliciously sweet.

### EARLY ECLIPSE


**55 Days**—A valuable early variety for either market or private gardeners; remarkable for its rapid growth, perfect form and delicious flavor. Foliage dwarf, roots globular of medium size and a bright, glossy red; flesh bright red with lighter zones.

### TABLE BEETS

	Pkt.	Oz.	¼ Lb.	Lb.
Crosby's Early Egyptian.....	\$0.05	\$0.10	\$0.30	\$0.90
Buist's Special Crosby's Egyptian	.05	.15	.35	1.10
Lentz Extra Early Red Turnip...	.05	.10	.30	1.00
Extra Early Egyptian.....	.05	.10	.30	1.00
Buist's Extra Early Turnip.....	.05	.15	.35	1.10
Extra Early Turnip or Bassano..	.05	.10	.30	.85
Buist's Perfect Model.....	.10	.15	.35	1.10
Early Wonder .....	.05	.10	.30	.90
Early Eclipse .....	.05	.10	.30	.90



# Table Beets (Continued)



Detroit Dark Red

### DETROIT DARK RED

55 Days—This splendid second early beet we highly recommend as the outstanding variety for home and market garden use. Tops small and upright in growth. Fine for market bunching. Roots globular, very smooth, with small tap roots; flesh deep ox-blood with inconspicuous zoning of slightly lighter hue. Used by canners because of its good deep red color.

### LUTZ'S GREEN LEAF

70 Days—An excellent late variety for Fall and Winter use. Leaves glossy green suitable for "greens." Roots half long, top-shaped; flesh rich, dark red without zones. Always a tender, sweet and delicious beet whether pulled young or old. A splendid winter keeper.

### EARLY DARK BLOOD TURNIP

55 Days—A popular variety for all-around use. Roots round, slightly flattened; flesh dark red. Very sweet and delicious in flavor. It is adapted for Summer or Winter use.

### GOOD FOR ALL

55 Days—A selection of Detroit especially desirable for the home garden. Can be pulled when 1½ ins. in diameter; fine for canning or pickling. Roots almost globular, smooth and even; flesh deep crimson-vermilion; free from light zones.

### BUIST'S IDEAL DARK RED

55 Days—An ideal beet because of its dark-red color, which is the outstanding feature in a good beet for either the market, canning or home garden; very sweet and tender. Sow in late July for a Winter crop.

### WINTER KEEPER

65 Days—A long season beet remaining solid and tender until late Fall and one of the best for a Winter supply. Roots almost globular, flesh a rich, dark red without light zones.

### HALF LONG BLOOD

70 Days—A beautiful half-long variety, maturing earlier than other long beets and very desirable for both Fall and Winter use. Foliage rich crimson, roots tapering, flesh a very dark blood-red.

### BUIST'S IMPROVED LONG BLOOD

80 Days—An excellent late variety, resisting drought better than any other sort and well suited for Winter storage. Tops large; roots 10 to 15 ins. long, dark purplish red. Flesh deep blood red, tender and sweet.

## Swiss Chard or Spinach Beet

2 Ozs. per 100 Ft.; 8 to 10 Lbs. per Acre

This beet produces tops only and is used for greens, the leaves cooked and served the same as spinach and the stalks or midribs prepared in the same way as Asparagus.

**Culture**—Sow ½ to 1 in. deep early in the Spring in rows 1½ to 2 ft. apart and thin out to 6 ins. apart in the row. Cultivate frequently and cut the leaves when large. New leaves will continue to grow and repeated cuttings can be made.

### GIANT LUCULLUS

50 Days—The largest and most popular variety desirable for home and market garden use. The plants grow 2½ ft. high, very erect; leaves yellowish-green, heavily crumpled, stems thick, broad and light green.

### LARGE RIBBED, DARK GREEN

50 Days—A very strong grower with dark glossy green, smooth leaves; stems and midribs light green, broad and fairly thick.

### TABLE BEETS

	Pkt.	Oz.	¼ Lb.	Lb.
Detroit Dark Red . . . . .	\$0.05	\$0.15	\$0.35	\$1.10
Good For All . . . . .	.05	.15	.35	1.10
Early Dark Blood Turnip . . . . .	.05	.10	.30	.85
Lutz's Green Leaf . . . . .	.05	.15	.35	1.10
Buist's Ideal Dark Red . . . . .	.05	.15	.40	1.25
Winter Keeper . . . . .	.05	.15	.35	1.10
Half Long Blood . . . . .	.05	.10	.30	.90
Buist's Improved Long Blood . . . . .	.05	.10	.30	.85

### SWISS CHARD

Giant Lucullus . . . . .	.05	.10	.30	1.00
Large Ribbed, Dark Green . . . . .	.05	.10	.30	.90



# Mangel Wurzel Beets

for Stock Feeding

2 Ozs. per 100 Ft.; 8 to 10 Lbs. per Acre

**M**ANGEL WURZEL, also called Mangel or Stock Beet, is very valuable for stock feed. The roots excel as a Winter keeper, giving an immense yield of food at small cost for cattle, hogs, sheep and poultry. They keep cattle in a healthy condition, increase the yield of milk and save fodder. In feeding stock, they should be sliced and are even better if steamed and mixed with bran. Sugar beets are desirable not only for sugar making but for stock feeding the same as Mangels.

**Culture**—Plant the same as for table beets except that the rows should be 2½ ft. apart and thinned to 6 ins. apart. Cultivate frequently.

## GOLDEN TANKARD

**100 Days**—A distinct type of Mangel, largely grown by dairymen and sheep raisers; the former prize it, not only for its great yield, but for the rich character of the milk it produces. Roots large, nearly cylindrical, deep orange, grows partly above ground; flesh yellow with white zones.

## GOLDEN GLOBE

**100 Days**—If your soil is inclined to be shallow, grow this variety to produce the largest yield. Roots are round, beautiful shape, color light yellow. Grows partly above ground, flesh yellow and of immense size.

## KLEIN WANZLEBEN SUGAR

**90 Days**—Grown in many sections for sugar, as it contains a high percentage of sugar; is also good for stock feeding. Roots long with thick shoulder, tapered; skin grey-white; flesh solid white. A heavy yielder.

## GIANT HALF SUGAR

**90 Days**—A variety combining the best qualities of Sugar Beets and Mangels. A heavy yielder, used largely for stock feeding. Roots long, oval, tapered; skin white with rose tinted shoulder; flesh white, rich in sugar.



Buist's Chirk Castle Mangel

Buist's Golden Globe Mangel

## CHIRK CASTLE

**110 Days**—A selection of the Mammoth Long Red which originated in Scotland. Its size is enormous and the productiveness unequalled. Specimen roots have been grown weighing 56 lbs. and a whole crop averaged 38 lbs. per root. It requires no more labor or care in its cultivation than other mangels, but its yield is heavier than any other variety. Skin light red; flesh white with rose tinge.

## MAMMOTH LONG RED


**110 Days**—This famous variety is the result of continuous and careful selection. The characteristic of our stock is the broad shoulder and massiveness of the root, by which a greater weight is obtained without the coarseness which appears to be inherent in many stocks of Long Mangel. It is especially adapted to deep, rich soil. The production is enormous, a single root weighing from 25 to 30 pounds with yields of 30 to 50 tons per acre. Roots long and tapering, grow half above ground; color light red; flesh white with rose tinge.

## MANGEL WURZEL AND SUGAR BEETS

	Pkt.	Oz.	¼ Lb.	Lb.	5 Lbs.
Chirk Castle . . . . .	\$0.05	\$0.10	\$0.25	\$0.75	\$3.25
Mammoth Long Red . . . . .	.05	.10	.20	.60	2.50
Golden Tankard . . . . .	.05	.10	.20	.60	2.50
Golden Globe . . . . .	.05	.10	.20	.60	2.50
Klein Wanzleben . . . . .	.05	.10	.20	.60	2.50
Giant Half Sugar . . . . .	.05	.10	.20	.60	2.50



# Buist's Seeds Sure to Grow



Early Green  
Calabrese Broccoli

## Broccoli

**T**HERE are several strains of Broccoli, principal distinction being in the edible formation. Some varieties produce large heads, some small heads or sprouts; others only edible leaves or what is known as salad types.

### EARLY ITALIAN GREEN SPROUTING OR CALABRESE

*1 Oz. for 2000 Plants; 4 Oz. per Acre*

**90 Days**—The leading and popular variety used by market gardeners, shippers and in home gardens. This true type produces a bluish, green head at the center of the plant. After this head is cut many branches and smaller lateral heads appear which are as desirable as the first head. Continues to bear until frost. Can be cooked and served like either Asparagus or Cauliflower. It has a distinctive flavor; very tasty and palatable.

**Culture**—Sow seed 1/2 in. deep in frames early in the spring or outdoors in the open ground in May and transplant like Cabbage, 1 1/2 to 2 ft. apart in rows 2 to 3 ft. apart.

### ST. VALENTINE

*1 Oz. for 2,000 Plants; 4 Ozs. per Acre*

**150 Days**—A Cauliflower type of Broccoli. Forms heads almost the equal of Cauliflower; creamy white, very compact, firm and of excellent quality. Prefers a warm climate and requires a long growing season.

**Culture**—Same as for Cauliflower.

## BROCCOLI RAPA

A very early type of Sprouting Broccoli producing numerous, small green heads which are cut while green with 6 to 10 inches of stalk. Used mainly for Fall planting.

### SALAD or TURNIP LEAF BROCCOLI

This is the variety grown extensively on the Eastern Shore of Virginia called "Broccoli." It does not produce sprouts like the Calabrese, but yields an abundance of leaves which are cooked and served as salad greens. It bears yellow blossoms before going to seed.

**Culture**—1 oz. per 100 ft., 2 lbs. per acre. For Fall and early Spring planting cultivate the same as turnips.

## Brussels Sprouts

*1 Oz. for 3,000 Plants; 4 Ozs. per Acre*

**O**NE of the most popular Winter vegetables, resembling cabbage in taste, but more delicate and delicious in flavor. The sprouts form like miniature cabbages clustered around the stalk of the plant. Grow where conditions are favorable for late cabbage. Requiring the same method of culture, the heads, from 1 to 1 1/2 ins. in diameter, mature best in the Autumn and are ready for use as soon as they have had a touch of frost.

### LONG ISLAND IMPROVED

**125 Days**—The leading variety for home and market gardener. Plants 2 ft. tall of dwarf, robust habit. Stems thickly set with large, solid sprouts.

### DALKEITH

**125 Days**—Of dwarf habit, forming compact, heavy sprouts of fine quality.

### PARIS MARKET

**125 Days**—A half dwarf variety producing a heavy crop of tasty and tender sprouts.

### BROCCOLI

	Pkt.	1/2 Oz.	Oz.	1/4 Lb.	Lb.
Early Green Calabrese . . .	\$0.10	\$0.15	\$0.25	\$0.80	\$2.75
St. Valentine . . . . .	.10	.25	.45	1.50	5.00
Italian Turnip Leaved. . . .	.05	..	.10	.30	.80
Rapa . . . . .	.05	.10	.15	.50	1.50

### BRUSSELS SPROUTS

Long Island Improved . . .	\$0.10	..	\$0.20	\$0.60	\$2.00
Dalkeith . . . . .	.10	..	.20	.60	2.00
Paris Market . . . . .	.10	..	.20	.60	2.00



# Buist's American Grown Cabbage Seed

## First Early Varieties

Buist's Early Jersey Wakefield



1 Oz. for 2,000  
Plants; 4 Ozs.  
per Acre

**O**UR Cabbage seeds are all grown from seed stock of finest quality, carefully inspected while growing. The choicest heads are selected for storing over Winter and replanted the following season for seed. Constant re-selection from the seed growing stock is required to maintain quality. No finer or purer strains of cabbage can be found anywhere than the Buist's high bred "Prize Medal" American-grown stocks.

**Culture**—For early Cabbage sow  $\frac{1}{2}$  in. deep under glass toward the end of February and as the plants grow, harden them to the full exposure of the air, protecting them from frost until the early Spring, when they should be transplanted into rows 2 to 3 ft. apart and 18 ins. in the row.

For late Cabbage sow in the open ground from the middle to the end of Spring and set the plants out in June or July during moist weather, giving them a thorough watering at time of removal. Plant 3 ft. apart and 2 ft. in the row. Seedlings from late sowings are often destroyed by the cabbage fly, which necessitates sowing sufficient seed for surplus plants.

For Fall-grown plants sow the seed in September. In mild climates they should be planted out late in Autumn, to remain for heading. In cold latitudes they must be protected in cold frames and transplanted in the open ground early in Spring. Good heads, of course, can only be obtained when the ground has been well worked and highly fertilized. In setting out, cover to the first leaf-stems so that the stem is all under ground. Cultivate frequently to maintain moisture.

### BUIST'S SELECTED EARLY JERSEY WAKEFIELD

**70 Days from Plants**—The finest strain of this most popular and extensively used early Cabbage. The demand is great in all markets and it is more largely grown than all the other first early cabbages combined. Plants small with short stems permitting close setting in the row. Heads of medium size, conical in shape, extremely solid with little outside foliage, and excellent in quality. Its exceeding hardiness and assurance of always forming a fine solid head, makes it the most profitable early variety to grow. This special stock or strain is famous everywhere with market gardeners, shippers and home gardeners. It is sold only in sealed packages.

### CHARLESTON OR LARGE WAKEFIELD

**75 Days from Plants**—This famous variety has all the fine qualities of the Early Jersey Wakefield, with heads much larger, less pointed and remarkably uniform in size and shape. About a week later than Jersey Wakefield and very popular with market gardeners and shippers. Used extensively in the South.

### EARLY WINNINGSTADT

**75 Days from Plants**—A very dependable cropper of excellent quality, valuable for shipping as well as for home and market garden. A sure header, very solid, fine grained, conical shape, broad at the base with a distinct twist at point of the head.

### EXTRA EARLY JERSEY WAKEFIELD

**63 Days from Plants**—Identical with Early Jersey Wakefield except that it will cut a week earlier and has a slightly smaller head. Try this variety for earliness, it is profitable for either market or family use.

### FIRST EARLY CABBAGE

	Pkt.	$\frac{1}{2}$ Oz.	Oz.	$\frac{1}{4}$ Lb.	Lb.
Extra Early Jersey Wakefield	\$.05	\$0.15	\$0.25	\$0.65	\$2.25
Buist's Selected Early Jersey Wakefield	.05	.15	.25	.65	2.25
Charleston or Large Wakefield	.05	.15	.25	.65	2.25
Early Winningstadt	.05	.15	.25	.60	2.00



# First Early Varieties of Cabbage



Copenhagen Early Market Cabbage

## GOLDEN ACRE

**65 Days from Plants**—A real money cabbage that spells prosperity for the market gardener. Its excellent quality and uniformity commands a price. Recommended highly by all who have grown it. An extra early Copenhagen Market Type, ten days earlier, and used by truckers for the earliest markets. The heads are not quite so large as the Copenhagen, but more uniformly round, maturing with Early Jersey Wakefield.

## SPECIAL GOLDEN ACRE

**60 Days from Plants**—This special strain is selected to produce earlier and somewhat smaller heads than the regular stock of Golden Acre. Superior in quality, earliness, uniformity of size and time of maturity and should be used by truckers for the earliest markets. The heads are round, solid, with few outer leaves.

## COPENHAGEN EARLY MARKET

**75 Days from Plants**—It is one of the earliest and largest of all the early round-headed varieties. It matures so uniformly that the entire crop is ready for cutting at one time and it is as early as the Charleston Wakefield. The plants are short-stemmed, producing heads close to the ground that average eight pounds. The dish-shaped leaves are light green and round, and fold tightly together which allows the plants to be set closer together than other early varieties. The round heads are of a very solid, superior quality. An excellent variety for early shippers, market and home gardeners.

## Yellows-Resistant Cabbage

*If you are in localities infested with "cabbage yellows," where non-resistant strains fail, use these varieties.*

### JERSEY QUEEN

**75 Days from Plants**—An early yellows-resistant strain which can be used in place of Early Jersey Wakefield. It is similar in shape, but slightly later and smaller.

### MARION MARKET

**85 Days from Plants**—A mid-season yellows-resistant strain of Copenhagen Market, maturing about 10 days later. Heads solid and excellent in quality.

### WISCONSIN HOLLANDER

**110 Days from Plants**—A late yellows-resistant strain of Danish Ball Head with the same characteristics. Splendid late cabbage for storage, shipping or kraut manufacturers.

### FIRST EARLY CABBAGE

	Pkt.	1/2 Oz.	Oz.	1/4 Lb.	Lb.
Golden Acre . . . . .	\$0.10	\$0.15	\$0.30	\$0.90	\$3.00
Special Golden Acre . . . . .	.10	.20	.35	1.15	4.00
Copenhagen Early Market . . . . .	.05	.15	.25	.65	2.25

### YELLOW-RESISTANT CABBAGE

	Pkt.	1/2 Oz.	Oz.	1/4 Lb.	Lb.
Jersey Queen . . . . .	.10	.20	.35	1.15	4.00
Marion Market . . . . .	.10	.25	.45	1.50	5.00
Wisconsin Hollander . . . . .	.10	.20	.35	1.15	4.00



# Plant Buist's Reliable Seeds

## Second Early Varieties of Cabbage

### BUIST'S PRIZE SUCCESSION

**88 Days from Plants**—A thoroughbred second early Cabbage, pronounced by experts as the most perfect type grown. Especially recommended for uniform size and shape, about a week later than Early Summer, but much larger heads, averaging 10 to 12 ins. across and 10 to 12 pounds in weight. Heads large, flat and thick; 8 ins. deep and stem short. A cropper under all conditions, doing well in all seasons, no matter when planted.

### ALL HEAD EARLY

**80 Days from Plants**—One of the earliest of the large heading Summer varieties and we recommend it highly for home and market garden. Equally good for Summer as well as Winter keeper. Its uniformity in size and color make it valuable for kraut.

### BUIST'S EARLY FLAT DUTCH

**90 Days from Plants**—Our stock of this popular variety is sold in sealed packages only. Similar to Late Flat Dutch, but earlier with heads averaging a little smaller. A sure header and heat-resistant. The heads are large and flat, 6 ins. deep, firm and keep well. Extensively planted, especially in the South.

### BUIST'S EARLY DRUMHEAD

**90 Days from Plants**—A popular variety, especially for the South as it withstands the heat remarkably well. Sold in sealed packages only. It is 2 to 3 weeks earlier than the Late Drumhead and forms a large, solid, flat but deep head.

### GLORY OF ENKHUIZEN

**85 Days from Plants**—A hard heading variety used largely for kraut, but also popular for home and market gardener. Heads large, round, 8 to 9 ins. in diameter, weighing 8 to 10 pounds. Very solid, with few outer leaves. Exceedingly tender and fine flavor.

### ALL SEASONS

**90 Days from Plants**—One of the best general purpose cabbages that can be raised either for an early, intermediate or late crop. Remarkably thrifty in hot dry weather and a sure header. Excellent quality, a good keeper and very popular with makers of kraut. Heads are large; very solid; 7 ins. deep, fine grain and remain perfect a long time without bursting.

### EARLY SUMMER


**76 Days from Plants**—A very popular, quick heading, second early variety of excellent quality. Valuable for home and market garden use since its heading season is between Jersey Wakefield and Early Flat Dutch. Medium sized heads; globular, with flattened top; solid and compact. Leaves turn into the heads almost as soon as formed, which permits close planting.

### SUCCESSION

**88 Days from Plants**—A well-known, desirable variety noted for its ability to thrive under all weather conditions. A sure header and a good keeper of excellent quality. Heads large, flat, and thick; 7 ins. deep, short stem.

### SECOND EARLY CABBAGE

	Pkt.	1/2 Oz.	Oz.	1/4 Lb.	Lb.
Buist's Prize Succession ..	\$0.05	\$0.15	\$0.25	\$0.60	\$2.00
Allhead Early .....	.05	.15	.25	.60	2.00
Buist's Early Flat Dutch..	.05	.15	.25	.60	2.00
Buist's Early Drumhead ..	.05	.15	.25	.60	2.00
Glory of Enkhuizen .....	.05	.15	.25	.70	2.25
All Seasons .....	.05	.15	.25	.60	1.75
Early Summer .....	.05	.15	.25	.60	1.75
Succession .....	.05	.15	.25	.60	1.75



Buist's Prize Succession Cabbage



# Cabbage—Late or Winter Varieties



Buist's Late Flat Dutch Cabbage

## BUIST'S FLORIDA HEADER

100 Days from Plants—This variety, which we introduced has become famous throughout the South and has met every demand for a first-class, sure-heading variety. The Southern growers say they have never had any variety to equal it. Plants large, compact and not spreading. Heads are very large, flat, solid, 7 ins. deep, and weigh 10 to 15 pounds. It is much earlier than Late Flat Dutch and Drumhead. It is a good keeper and shipper. Sold only in sealed packages.

## BUIST'S PRIZE MEDAL LATE FLAT DUTCH

105 Days from Plants—This celebrated variety has been grown by us for many years and is the result of continued care to develop and maintain the good qualities which have made it the most popular variety for a main crop. The beautiful heads are extremely large, flat and solid, 12 to 14 ins. across and 7 ins. deep, weighing 12 to 15 pounds or more. Our strain has no equal and is esteemed one of the best late Fall and Winter cabbages. A good keeper and shipper, excellent for home and market garden. It is sold only in sealed packages.

## BUIST'S PRIZE MEDAL LATE DRUMHEAD

105 Days from Plants—A perfected strain similar in every respect to Late Flat Dutch in growth and general habits, except the heads have a more rounded top. Sold only in sealed packages.

## SUREHEAD

100 Days from Plants—This variety is appropriately named, as it certainly is a sure header and one of the best for a main crop. Extremely popular with market gardeners. Heads are large, round, slightly flattened and weighing from 10 to 15 pounds each. Excellent quality.

## PREMIUM LATE FLAT DUTCH

105 Days from Plants—One of the oldest varieties in existence. Remarkably large, solid heads of bluish green with a broad, flat surface and interior of fine quality being white, crisp and tender; a good keeper.

## PREMIUM LATE DRUMHEAD

105 Days from Plants—A dependable header and a good Winter keeper. Quite similar to Premium Late Flat Dutch. Plants large, spreading, dark green leaves, with short stem.

## VOLGA

90 Days from Plants—A distinct, quick growing, large, late variety; two weeks earlier than any other large kind. Plants are short stemmed and grow close to the ground. Solid heads, round as a ball, 9 to 10 ins. across, weigh 10 pounds, and are of fine quality, being very white, crisp and tender.

## THE HOUSER

115 Days from Plants—A strong, vigorous grower that will withstand drought better than most varieties. About two weeks later than the Late Flat Dutch and Drumhead. A good keeper and a sure header. Excellent in quality and valuable for kraut. Heads large, solid, round and deep, averaging 12 pounds.

		LATE CABBAGE				
	Pkt.	½ Oz.	Oz.	¼ Lb.	Lb.	
Buist's Prize Medal Late Flat Dutch	.....	\$0.05	\$0.15	\$0.25	\$0.60	\$2.00
Buist's Prize Medal Late Drumhead	.....	.05	.15	.25	.60	2.00
Surehead	.....	.05	.15	.25	.60	1.75
Premium Late Flat Dutch	.....	.05	.15	.25	.60	1.75
Buist's Florida Header	...	.05	.15	.25	.60	1.75
Premium Late Drumhead	.....	.05	.15	.25	.60	1.75
Volga	.....	.05	.15	.25	.60	1.75
The Houser	.....	.10	.20	.35	1.00	3.50



# Late or Winter Varieties—Cabbage 21

## DANISH BALL HEAD

**110 Days from Plants**—The famous cabbage of Denmark is now the leading and most widely used of late Cabbages. It is well known by every trucker, private gardener, shipper and kraut manufacturer. The outstanding merit of this Ball Head type is its wonderful keeping quality in storage. A supply can be had until Spring as fine and solid as when put away. Although not adapted for growing in all parts of the South, it is widely used in the mountain districts. Our stock is the same strain that we have furnished for years, very uniform and dependable. Heads very attractive, deep round, extremely solid, fine growing, medium size, weighing 7 to 9 pounds. It is unsurpassed for boiling, slaw or sauerkraut.

## DANISH ROUND HEAD

**100 Days from Plants**—This variety is a short-stemmed type of the famous Danish Ball Head and just as popular. In fact, it is much preferred since it is slightly earlier and the hard heads grow closer to the ground. Likewise, it is highly esteemed for winter, having great solidity and excellent keeping qualities.

## PENN STATE BALL HEAD

**110 Days from Plants**—A special strain developed by Dr. C. E. Myers of Pennsylvania State College. Experimental check-up shows this strain to be superior in productivity and uniformity. It has a record of 20 tons per acre against an average yield of 12 tons per acre from other strains of the Ball Head type.

## Red Cabbage

### MAMMOTH RED ROCK

**100 Days from Plants**—The largest and best red cabbage and a splendid Winter keeper. Heads round, solid as a rock, 7 ins. in diameter, weighing 8 to 10 lbs. Color a deep purplish red. It is interesting to know that the red cabbage is the only vegetable that produces red leaves from the time the seed germinates to maturity.

### RED DANISH STONEHEAD

**100 Days from Plants**—Splendid for "slaw" and pickling, having an excellent flavor and attractive color. Heads ball shaped, solid and crisp texture.

## Savoy Cabbage

### PERFECTION DRUMHEAD SAVOY

**90 Days from Plants**—One of the best cabbages to grow for a table delicacy, producing beautiful curled leaves, very tender and delicious in flavor when touched by frost. Plants short-stemmed and compact. Heads nearly round, full and hard, leaves large, coarsely crimped, dark bluish green.



Buist's Perfection Drumhead Savoy Cabbage

## Chinese or Celery Cabbage

*1 Ounce Will Plant 500 Ft.*

**CHINESE CABBAGE** is distinct in flavor, being very pleasing to the taste and palatable. The nearest likeness is Cos Lettuce. It is served as a salad the same as any lettuce or like cole slaw. Cooked, it can be served like Spinach, using the green portion of the leaves; the midribs are very palatable cooked like Asparagus.

**Culture**—Sow about the same time as turnips and other Fall vegetables in rows 2½ ft. apart, thinning to 12 ins. in the rows. Too early plantings shoot to seed.

### CHIH LI

**60 Days**—The earliest and surest heading variety. Torpedo-shaped heads 18 ins. tall, 4 ins. thick, tapering near the top. Well blanched, solid and compact.

### PE-TSAI

**70 Days**—An open heading type comparing with Cos Lettuce in appearance and forming a tender, thick, pure white heart.

### WONG BOK

**70 Days**—A good market variety forming heads heavier and more solid than Pe-Tsai; shorter, thicker and well blanched.

## CABBAGE

	Pkt.	½ Oz.	Oz.	¼ Lb.	Lb.
Danish Ball Head . . . . .	\$0.10	\$0.15	\$0.25	\$0.75	\$2.50
Danish Round Head . . . . .	.10	.15	.25	.75	2.50
Penn State Ball Head . . . . .	.10	.20	.30	.90	2.75
Mammoth Red Rock . . . . .	.10	.15	.25	.75	2.50
Red Danish Stonehead . . . . .	.10	.15	.30	.90	3.00
<b>Perfection Drumhead</b>					
Savoy . . . . .	.05	.15	.25	.60	2.00
Chihli . . . . .	.05	..	.20	.60	2.00
Pe-Tsai . . . . .	.05	..	.20	.55	1.75
Wong Bok . . . . .	.05	..	.20	.55	1.75





**BUIST'S  
IMPROVED  
EARLY  
HALF-LONG  
SCARLET**

**Buist's  
Improved  
Early Half-Long  
Scarlet Carrot**

**70 Days**—An ideal variety of superior quality for the home garden. Roots are 7 ins. long, very broad at the neck and 2 ins. through, with beautiful tapering form. The quality is most excellent, being very crisp, tender and of an extra fine flavor, free from any coarseness, even at maturity.

#### **DANVERS HALF-LONG**

**75 Days**—One of the favorite main crop varieties known by all. Very productive and used extensively by market gardeners, shippers and home gardeners. Roots bright deep orange, 6 to 7 ins. long,  $1\frac{3}{4}$  ins. thick, broad shoulders tapering to a blunt point. Flesh bright orange, tender, rich in flavor and very sweet.

#### **BUIST'S SPECIAL DANVERS**

**75 Days**—A very select stock grown especially for the critical market gardener. The roots are very uniform in shape and size and not so apt to split in wet weather. The characteristics are the same as the Danvers, but the yield is greater.

# Carrot

## Grown from Selected and Transplanted Roots

*1 Oz. per 100 Ft.; 3 to 5 Lbs. per Acre*

**Culture**—Carrots require a deep, rich, light, friable soil, well-manured. If the ground is not in this condition it should be dug deep and well broken the year previous, being sure to well pulverize the soil as in all shallow or hard soils the roots fork or divide, injuring both their size and quality. For an early crop, sow the seeds early in the spring as soon as the soil can be prepared. Plant  $\frac{1}{2}$  an in. deep in rows, 1 to 2 ft. apart and thinning out seedlings to stand 1 to 3 ins. apart in the row. Make repeated sowings every two weeks until the middle of June. Frequent stirring of the soil is very essential to the growth of the roots. Carrot is slow to germinate and should the surface of the soil become baked before the young plants appear, loosen it by gentle raking. May to June is the period to sow for a main crop. In the Southern states they can be sown in the Fall and will continue growing all Winter. Use the late plantings for Winter storage. Cut off the tops to within an inch of the crown and pack the roots in dry earth or sand in the cellar or they may be pitted out of doors, covered with 2 ins. of straw and a foot of earth to keep them from frost. They can then be used until Spring.

#### **HALF-LONG CHANTENAY**

**72 Days**—Market gardeners know this to be the perfect carrot and one of the most salable market varieties. An excellent, all-purpose sort earlier than the Danvers and a heavy cropper. Desirable for home and market gardeners and shippers. Roots deep orange, smooth, 5 to 6 ins. long,  $2\frac{1}{4}$  ins. thick, broad shoulders gradually tapering and stump-rooted at the lower end. Flesh deep orange with distinct core.

#### **RED CORED CHANTENAY**

**72 Days**—An improved Chantenay with interior color a rich red-orange throughout. A fine strain for the market gardener. Roots are a darker more attractive color; same size and shape as the Chantenay. Flesh reddish orange with an indistinct core of nearly the same color as the flesh, fine grained, tender and sweet.

#### **CARROT**

	Pkt.	$\frac{1}{2}$ Oz.	Oz.	$\frac{1}{4}$ Lb.	Lb.
Buist's Half-Long Scarlet.	\$.05	\$.10	\$.15	\$.40	\$1.25
Danver's Half-Long . . . . .	.05	..	.10	.30	1.00
Buist's Special Danvers. . . . .	.05	.10	.15	.40	1.25
Half-Long Chantenay . . . . .	.05	..	.10	.30	1.00
Red-Cored Chantenay . . . . .	.05	.10	.15	.40	1.25



# Sow Buist's Carrot



Buist's Improved Rubicon Carrot

## BUIST'S IMPROVED RUBICON

72 Days—A good keeper and a strong cropper, about the same length as Danvers, but heavier and thicker at the shoulders. One of the best bunch carrots for the gardener. Roots smooth, orange red, nearly cylindrical, tapered and stump-rooted. Flesh bright orange, fine grained and sweet.

## IMPERATOR

77 Days—A fine flavored variety bred for market gardeners and shippers to meet the demand for a long shipping carrot. Roots deep, rich orange, smooth, 7 to 8 ins. long, 1½ ins. in diameter, with sloping shoulders uniformly tapered to a semi-blunt end. Flesh rich orange color throughout, fine grained and tender.

## NEW BUNCHING

77 Days—To home and market gardeners who demand a longer and better colored bunching carrot, try this variety. Tops short, foliage coarsely cut, stems medium size and strong. Roots almost cylindrical; 8 ins. long, 1½ ins. thick with rounded shoulders and fairly stump rooted. Flesh rich orange.

## SAINT VALLERY

77 Days—Splendid for the table or suitable for stock feeding. Very productive on light soil. Roots bright red orange, 10 ins. long, 2 to 2½ ins. at the shoulder tapering to a point. Flesh red-orange, crisp and tender.

## HALF LONG SCARLET NANTES

68 Days—An excellent bunching carrot and one of the best for home garden, early market and forcing. Roots a beautiful scarlet-orange, cylindrical, 7 ins. long, 1¼ ins. thick, blunt ended. Flesh reddish orange, core inconspicuous, crisp, tender and a mild, delicate flavor.

## EARLY SCARLET HORN

63 Days—Popular for early market. Tops small. Roots tapered, blunt, 3 ins. long, 1½ ins. thick. Flesh reddish-orange, crisp and sweet.

## BUIST'S IMPROVED LONG ORANGE

88 Days—A well known, heavy yielder and much used for a general crop. Useful for both table and stock feeding. Roots red-orange, 12 ins. long, 2 ins. thick, tapered to a point. Flesh red orange with core of a lighter shade.

## OXHEART OR GUERANDE

72 Days—A very excellent variety on heavy soils too hard or stiff for longer growing sorts. Roots bright orange, broad, blunt, heart-shaped, 4 to 5 ins. long, 2½ ins. thick. Flesh deep orange, small tops, easily harvested. Most tasty eaten young.

## Stock Feeding Carrots

Carrots make an excellent feed for horses and dairy cattle used with corn and fodder. They are highly nutritious and will keep the stock in good condition. The Belgian carrots are used exclusively for stock. The Long Orange and St. Vallery table varieties are large in size and also useful for stock feeding.

## LARGE WHITE BELGIAN

100 Days—The finest carrot for stock feeding. A heavy yielder. Roots 12 ins. long, 3 to 4 ins. thick at top, tapering slightly downward. Flesh white with tinge of cream.

## LARGE YELLOW BELGIAN

100 Days—Similar to White Belgian except color a pale orange. Flesh light yellow.

## SHORT WHITE

100 Days—A heavy cropper. Roots 7 ins. long, 3 ins. thick at the top tapering to a point. Flesh solid, white and sweet.

### CARROT

	Pkt.	½ Oz.	Oz.	¼ Lb.	Lb.
Imperator	\$.05	\$.10	\$.15	\$.35	\$1.10
New Bunching	.05	.10	.15	.40	1.25
Saint Vallery	.05	..	.10	.30	.85
Half Long Scarlet Nantes.	.05	.10	.15	.40	1.25
Early Scarlet Horn.....	.05	..	.10	.30	1.00
Buist's Improved Long Orange	.05	..	.10	.30	.85
Buist's Improved Rubicon	.05	.10	.15	.35	1.10
Oxheart or Guerande ...	.05	..	.10	.30	1.00
Large White Belgian.....	.05	..	.10	.25	.80
Large Yellow Belgian.....	.05	..	.10	.25	.80
Short White	.05	..	.10	.25	.80



24 **Cauliflower—Buist's Snowball is a Sure Header**



Buist's Prize Early Snowball Cauliflower

1 Ounce Will Produce 2,000 Plants

**O**UR Danish growers take great pride in selections of stock seed to insure a high standard in the crop you will grow. Buist's strains are reliable.

**Culture**—Grow the same as Cabbage, being sure to have a deep rich soil, well drained and an abundance of moisture. For an early crop sow seed 1/2 in. deep in the hot bed in January or February and set out early when frost is out of the ground, placing plants 1 1/2 to 2 ft. apart in 2 1/2 ft. rows. For a fall crop sow seed June first and transplant about July 15th. After the head reaches a diameter of 4 ins. gather the leaves together loosely and tie them at the top to blanch heads and prevent injury from sunlight.

**BUIST'S SELECTED EARLY SNOWBALL**

55 Days from Plants—Snowball is famous throughout the world and Buist's strain is superb. It is, without a doubt, the best and most widely used for market and home growing. Extra early and a dependable header, well adapted to forcing or Winter use. Plants dwarf in growth, compact in habit which allows for closer planting. Heads are large, 6 to 8 ins. across, beautifully formed, solid, pure white and of finest quality.

**EXTRA EARLY PARIS**

52 Days from Plants—This early variety produces a small but very white head, tender and delicious.

**DANISH DRY WEATHER**

67 Days from Plants—The best variety for localities subject to long dry seasons, producing heads of fine quality under these conditions, when other sorts are total failures. Later but larger than Early Snowball and heads white with tinge of cream.

**EXTRA EARLY DWARF ERFURT**

57 Days from Plants—A favorite early market variety, very desirable for forcing for either the home or market gardener. Plants dwarf, short stemmed. Heads medium, firm, compact, snow white, of excellent quality.

**ALGIERS**

70 Days from Plants—This late variety is a strong grower and a sure header. Heads large, solid and pure white.

**LENORMAND'S SHORT STEM**

80 Days from Plants—A strong growing late variety, producing well formed, large, handsome, white heads.

**VEITCH'S AUTUMN GIANT**

90 Days from Plants—A valuable and distinct late variety, very vigorous and long-stalked. Heads large, firm, white. Well protected by the foliage.

**CAULIFLOWER**

	Pkt.	1/4 Oz.	1/2 Oz.	Oz.	1/4 Lb.
Buist's Selected Early Snowball	\$.15	\$0.60	\$1.10	\$2.00	\$7.00
Extra Early Paris	.10	..	.40	.75	2.50
Danish Dry Weather	.15	.60	1.10	2.00	7.00
Extra Early Dwarf Erfurt.	.15	.55	1.00	1.75	6.00
Algiers	.10	..	.40	.75	2.50
Lenormand's Short Stem.	.10	..	.40	.75	2.50
Veitch's Autumn Giant ..	.10	..	.25	.45	1.50



# Celery

1 Oz. for 6,000 Plants;  
4 Ozs. per Acre

**Culture**—As soon as the ground is workable, sow  $\frac{1}{4}$  in. deep in open seed beds richly prepared and finely pulverized.

Celery seed germinates slowly and will sprout at low temperatures, but it needs constant and abundant moisture. Thin seedlings to an inch apart and trim tops before transplanting so as to have nice stocky plants. Transplant June or July, using rich well-manured soil and plant in rows 3 to 4 ft. apart and 6 ins. apart in the row. Firm the soil around the young roots, keep free from weeds and provide liberal water in dry weather throughout the growing season. To blanch, earth up gradually in the Fall, taking care that no earth falls into the hearts and never hoe while wet, as it will cause rust. Repeat until only the tops can be seen. Boards, celery paper or paper cylinders are other methods of blanching the stalks.

## WONDERFUL OR GOLDEN PLUME

110 Days—As the name applies, this is a really wonderful celery with unquestionable merit in quality, flavor, sweetness and size. The ideal variety for home and market garden planting. Very profitable for nearby markets and a perfect shipper to distant markets. It resembles the Golden Self-Blanching, but is much larger and heavier in growth, blanches more quickly, matures earlier and is more resistant to attacks of blight and rust. It grows well on muck and upland and is absolutely the earliest celery grown. Plants medium height with compact, full heart. Stalks solid, thick and broad, free from strings and blanches readily to golden yellow.

## GOLDEN SELF-BLANCHING

Finest French Grown Seed

110 Days—The well-known French strain has been a favorite for many years and still is the standard market and shipping variety. We secure our seed from the introducer, a noted grower of France. The quality in color, flavor and habit of growth of this strain is superb. Plants medium size, uniform in height, with yellowish green foliage. Hearts large and solid, blanching a beautiful rich golden yellow. Stalks crisp, brittle, and of a delicious nutty flavor, free from stringiness.

## AMERICAN GOLDEN SELF-BLANCHING

118 Days—This seed is grown from the best selected French stock seed and is the best obtainable in this country. Repeated trials have proven it to be equal to the French and less expensive. However, many market gardeners prefer to pay the price and insist on having the renowned French grown stocks.

## BUIST'S EASY BLANCHING

125 Days—A very special strain of Easy Blanching. A second early, desirable for home or market gardeners. The longest keeping variety grown, excelling in this respect every other sort. Plants vigorous and compact in habit of growth, blanching early and quickly to an attractive white. Stalks are taller than Golden Self-Blanching; thick, solid, tender, brittle and a rich nutty flavor.



Wonderful or Golden Plume Celery

## WHITE PLUME

112 Days—Very early and the most easily blanched of all celeries, highly valuable to home and market gardeners. Not recommended as a long keeper, but is best right after digging. It is a favorite with customers because of its crisp, tender and desirable eating qualities. The stalks and portions of its inner leaves and heart are white so that by drawing the soil up against the plant and pressing together with the hands, the work of blanching is complete without the necessity of banking or earthing up.

### CELERY

	Pkt.	$\frac{1}{2}$ Oz.	Oz.	$\frac{1}{4}$ Lb.	Lb.
Wonderful or Golden Plume .....	\$0.10	\$0.25	\$0.50	\$1.75	\$6.00
Golden Self-Blanching French .....	.10	.35	.65	2.25	8.00
Golden Self-Blanching American .....	.10	.25	.40	1.25	4.50
Buist's Easy Blanching ...	.10	.25	.40	1.25	4.50
White Plume .....	.10	.15	.30	1.00	3.00



# Celery

(Continued)

## BUIST'S GOLDEN YELLOW

**110 Days**—The finest large early Celery resembling Golden Self Blanching, but earlier, larger and of more vigorous growth. We consider it unsurpassed in its rich, nutty, sweet flavor. A splendid early Celery for the home garden and highly recommended to the commercial grower for early Winter use. Plants of medium height, stocky, compact and full hearted. Stalks thick and solid, free from stringiness, crisp and brittle and blanch readily to a golden yellow. Resists blight and is a good keeper.

## COLUMBIA

**120 Days**—An early and valuable variety for early Winter market. Plant medium height, very stocky and heavy. Foliage is a distinct light shade of green with a tinge of yellow. Stalks thick, almost round, resembling in shape the Giant Pascal.

## WINTER KING

**120 Days**—The best green celery on the market. An exceptionally fine Winter variety recommended to market and home gardeners. Its long-keeping qualities cannot be equalled, coming into use about the last of November, it maintains its firmness until late in March. Stalks medium height, light green, solid, crisp, good flavor and blanching to a creamy white.

## EMPEROR OR FORDHOOK


**130 Days**—One of the finest and largest Winter varieties for home garden and nearby markets. Plants dwarf, stocky and much easier to blanch than the taller growing varieties. Foliage dark green, resistant to disease and insect attacks. Stalks smooth, solid, thick and broad. When blanched are a pure white, the hearts showing a tinge of light buttery yellow with a distinct rich, nutty flavor.

## GIANT WHITE PASCAL

**135 Days**—Considered by many the late standard variety for Winter use. Plants large, stocky with rich dark green leaves. Stalks long, thick and solid, tender, brittle and a very rich nutty flavor. The stalks are green, but after earthing up they become an attractive creamy white. It is a perfect Winter keeper.

## WINTER QUEEN

**120 Days**—A desirable long keeping winter celery, earlier and more dwarf than Giant Pascal. Plants have rich green leaves, extra heavy stalks with very large, tightly folded hearts. Stalks pale green, broad solid and crisp, blanching readily to a creamy white.



Golden Self-Blanching Celery

## GOLDEN PHENOMENAL

**110 Days**—An early shipping variety, very desirable in some sections. Similar to Wonderful or Golden Plume, but has longer edible stalks that are thick, solid, blanch readily and of a rich nutty flavor.

## Celeriac

### Turnip Rooted or German Celery

*1 Ounce Will Produce 6,000 Plants*

## GIANT PRAGUE

**120 Days**—This vegetable is grown exclusively for its roots which are turnip-shaped; very smooth and tender, good winter keeper. Culture is the same as celery except it does not require blanching, the tops being of no use except for flavoring. Boiled and prepared as a salad, it has a rich celery flavor. Also used in soups, stews and raw salads.

### CELERY

	Pkt.	1/2 Oz.	Oz.	1/4 Lb.	Lb.
Buist's Golden Yellow . . .	\$0.10	\$0.25	\$0.45	\$1.50	\$5.00
Columbia . . . . .	.10	.20	.30	.90	3.00
Winter King . . . . .	.10	.20	.30	.90	3.00
Emperor or Fordhook . . .	.10	.20	.35	1.15	3.75
Giant White Pascal . . . . .	.10	.15	.25	.75	2.50
Winter Queen . . . . .	.10	.15	.25	.75	2.50
Golden Phenomenal . . . .	.10	.35	.70	2.25	..
Celery Seed for Flavoring (not for sowing) . . . . .	..	..	.10	.20	.50

### CELERICAC

Giant Prague . . . . .	.10	.15	.25	.75	2.50
------------------------	-----	-----	-----	-----	------



# Collards

1 Oz. for 2,000 Plants; 4 Ozs. per Acre

**T**HE collard is better known in the South where it originated and where it is cultivated very extensively for "greens." It is well adapted to that country and is always a sure crop. It is a species of cabbage producing a mass of leaves and a loose head. The leaves are stripped off and used as they form. The plant continues growing and finally heads. It is hardier and easier to grow than cabbage.

**Culture**—From Spring to Fall sow the seed ½ in. deep in rows, transplanting 1½ to 2 ft. apart in 2½ ft. rows; or sow where the plants are to remain and when well started thin out. Cultivate like cabbage. The crop is much improved by a touch of frost.

## BUIST'S CABBAGE OR HEADING

**80 Days**—An improved type producing compact plants 1½ to 2 ft. high with large clusters of loose leaves forming a small head, which can be left on the plants all winter and used as needed. Flavor is fine.

## NORTH CAROLINA BUNCOMBE

**80 Days**—A short-stem variety with large spreading leaves. Very hardy. Withstands drought and cold.

## GEORGIA OR SOUTHERN

**80 Days**—This variety grows 2 to 3 ft. high and forms a cluster of tender light green leaves on a long stem. Withstands heat and cold weather and will grow on land too poor to make a crop of cabbage.

## Chervil

1 Oz. for 100 Ft.

**Culture**—Sow in well-prepared ground during the Spring, placing rows a foot apart and cultivate like parsley. Seed slow to germinate. The aromatic leaves are similar to parsley and used for seasoning.

**CURLED**—Double Curled Leaves

**PLAIN**—Smooth Leaves

## Corn Salad Or Lamb's Lettuce

### LARGE SEEDED

**45 Days**—A very distinct salad served like lettuce. Leaves oval of grey-green.

**Culture**—4 ozs. per 100 ft.; 10 lbs. per acre—Sow early in the Spring ½ in. deep in rows a foot apart and thin to 3 ins. apart in row. If sown in September, protect the leaves with straw or hay when cold weather arrives. The leaves should be picked, not cut, and are ready in 6 weeks.

## Chives

A hardy perennial plant of the onion family. The leaves have a mild onion flavor and are used in salads and for flavoring soups and stews.

# Chicory

½ Oz. per 100 Ft.; 4 Lbs. per Acre

## WITLOOF OR FRENCH ENDIVE

**110 Days**—This European delicacy has become very popular for Winter salads. The tender stalks make a delicious salad served like endive or cos lettuce.

**Culture**—Sow the seed in Spring and grow the roots like parsnips. Lift in the Fall, cut off tops within an inch of the crown and trim the roots to a uniform length of 9 ins. They are then replanted closely together in boxes and covered with sand or soil. Water once a week and keep in a warm room or cellar. The new leaf growth forms, a compact head, similar in shape to cos lettuce. The leaves and heart bleach like celery.

## LARGE ROOTED MAGDEBURG

**100 Days**—The roots when matured are dried and used as a substitute for coffee or for flavoring same. They can also be boiled and served like parsnips. The young leaves are sometimes used for salad.

**Culture**—Sow seed ½ in. deep early in the Spring in light, moderately rich soil in rows 2 to 2½ ft. apart and thin to 3 ins. apart in row.

## ASPARAGUS OR CICORIA

### CATALOGNA

The greens of this variety of chicory are relished by Italians, commonly known as Italian Dandelion listed on page 34.

## Cress

### CURLED OR PEPPER GRASS

**40 Days**—Small, deep green, curly leaves with a pungent taste. Used for garnishing and as a salad.

**Culture**—Sow in the Spring ¼ in. deep in rows a foot apart, and thin to 3 ins. apart. Frequent sowings should be made, as it quickly turns to seed.

### UPLAND

**60 Days**—Resembles and has the flavor of water cress. It will grow in any good moist soil and produce an abundance of leaves even in dry weather.

### WATER CRESS

**50 Days**—An aquatic plant with long stems and small oval leaves with a delicious pungent flavor. The leaves and stems are highly esteemed for salads or garnishing.

**Culture**—Sow the seed in gravelly, mucky lands along the edges of shallow running streams. Once established, they increase rapidly by root extension and self-sown seed.

## VARIETIES

	Pkt.	½ Oz.	Oz.	¼ Lb.	Lb.
<b>COLLARDS, Buist's Cabbage</b>	.....	\$0.05	..	\$0.10	\$0.25 \$0.70
" N. Car.					
" Buncombe	. . . . .	.05	..	.10	.25 .70
" Georgia	.. . . .	.05	..	.10	.25 .60
<b>CHERVIL, Curled</b>	.....	.10	..	.20	.60 2.00
" Plain	.....	.10	..	.20	.60 2.00
<b>CORN SALAD</b>	.....	.05	..	.15	.40 1.25
<b>CHIVES</b>	.....	.10	.45	.80	.. ..
<b>CHICORY, Witloof</b>	....	.05	..	.15	.50 1.50
" Large Rooted	.. . . .	.05	..	.15	.45 1.35
" Asparagus	.. . . .	.10	..	.20	.60 2.00
<b>CRESS, Curled</b>	.....	.05	..	.10	.25 .75
" Upland	.....	.05	.10	.20	.60 2.00
" Water	.....	.10	.20	.35	1.15 4.00



# White Sugar or Sweet Corn

1 Lb. Will Plant 100 Hills or 200 Ft. of Row; 12 Lbs. per Acre

**B**UIST'S Sugar Corn is grown from selected stocks, carefully inspected while growing. Our reputation for quality strains is universal.

**Culture**—Plant about the middle of May when the ground is warm; otherwise it is likely to rot in cold ground. Prepare the soil deeply and thoroughly before planting, then plant in hills three feet apart each way. Dwarf varieties can be planted closer.

Place a shovelful of manure or a handful of phosphate in each hill, drop 5 or 6 grains to a hill. Cover about 1 in. deep and when up thin out to three of the strongest plants. If planted in rows, have the rows 3 to 4 ft. apart, dropping the seed 6 ins. apart in the row. Thorough cultivation is necessary until the tassels appear.

Delicious tender corn served shortly after picking is one of the home gardener's delight.



Stowell's Evergreen Sugar Corn

## HOWLING MOB

**85 Days**—A fine second early corn delicious in flavor. It grows 6 to 7 ft.; prolific, producing two ears to the stalk. Ears large, 12 to 16 rowed, 7 to 8 ins. long, thick butts and strong husks. Kernels clear white and plump.

## MAMMOTH WHITE CORY

**78 Days**—An attractive, medium early variety. Excellent for market garden and home use. Stalks 4½ to 5 ft. Ears thick, 10 to 12 rows, 6½ to 7 ins. long. Kernels white and a fine sweet flavor.

## WHITE EVERGREEN

**95 Days**—This resembles Stowell's, but is earlier and larger and a heavy yielder. Kernels pure white; luscious flavor.

## WHIPPLE'S EARLY WHITE

**87 Days**—A mid-season variety with deep grains like the Evergreen. Stalks 5½ to 7 ft. Ears 14 to 18 rowed, 7 to 8 ins. long. Kernels deep, medium narrow, pure white, sugary and tender.

## BLACK MEXICAN

**88 Days**—This variety when young, cooks white, but the dry seed is a bluish-black. It is unsurpassed for delicious sweetness and fine quality. Stalks 6 ft. Ears 8-rowed, 7 to 7½ ins. long.

## EARLY EVERGREEN

**90 Days**—This variety resembles the Stowell's Evergreen, but is 5 to 10 days earlier. It is a splendid sort for the home and is grown extensively for market. Kernels deep, ivory-white, sweet and tender.

## THE VANGUARD

**75 Days**—A selection from the Howling Mob, about ten days earlier. A favorite and very profitable variety with New Jersey truckers for a first early sweet corn. Stalks 5 to 5½ ft. Ears short-pointed, 7 to 8 ins. long with 10 to 14 rows of medium deep, white, tender and sweet kernels.

## CROSBY'S EARLY

**88 Days**—An excellent second early variety very productive and luscious in quality. Well-known by canners in sections that have a short growing season. Stalks 6 ft. Ears 14 to 16 rowed, 6½ ins. long with snowy white narrow kernels set compactly.

## WHITE SUGAR CORN

	Pkt.	½ Lb.	Lb.	2 Lbs.	10 Lbs.
Howling Mob . . . . .	\$0.10	\$0.15	\$0.30	\$0.50	\$2.00
Mammoth White Cory . . .	.10	.15	.30	.50	2.00
White Evergreen . . . . .	.10	.15	.30	.55	2.20
Whipple's Early White . . .	.10	.15	.30	.50	2.00
Black Mexican . . . . .	.10	.15	.30	.55	2.20
Early Evergreen . . . . .	.10	.15	.30	.50	2.00
The Vanguard . . . . .	.10	.20	.30	.50	2.00
Crosby's Early . . . . .	.10	.15	.30	.50	2.00



# White Sugar or Sweet Corn

## STOWELL'S EVERGREEN

95 Days—This is the most popular and reliable of all varieties. Although not an early sort, it is considered the standard for table use. Used extensively for home, market garden and canning. Stalks very sturdy, 8 to 10 ft. Ears 2½ ins. thick, 8 to 9½ ins. long, 16 to 20 rowed with kernels white, deep, medium in width, sweet and tender. Our stock is carefully grown and selected to avoid the tendency to a shorter grain and deterioration of the evergreen character of this best of all late sorts.

## LONG ISLAND BEAUTY

100 Days—A cross between Stowell's Evergreen and Late Mammoth. A very profitable sort for the market gardener who prefers an extremely late, large ear. Stalks 9 to 10 ft. Ears 14 to 16 rowed, 9 to 12 ins. long with large, fairly deep, white kernels and good flavor.

## COUNTRY GENTLEMAN OR SHOE PEG

93 Days—This delicious and popular late variety is especially recommended for canning and the home garden. No variety equals it for sweetness or delicacy of flavor. Stalks 7 to 8 ft.; often with two ears. Ears 7 to 8 ins. long set with deep, narrow, pure white kernels irregularly arranged on the cob.

## EARLY MAMMOTH

92 Days—A medium late, large-eared corn. Stalks 7 to 8 ft. Ears 12 to 16 rowed, 8 to 10 ins. long. Kernels pure white, plump, sweet, tender and good flavor.

### WHITE SUGAR CORN

	Pkt.	½ Lb.	Lb.	2 Lbs.	10 Lbs.
Stowell's Evergreen . . . . .	\$0.10	\$0.15	\$0.30	\$0.55	\$2.20
Long Island Beauty . . . . .	.10	.15	.30	.55	2.20
Country Gentleman or Shoe Peg . . . . .	.10	.15	.30	.50	2.00
Early Mammoth . . . . .	.10	.15	.30	.50	2.00

# Yellow Sugar or Sweet Corn

## GOLDEN BANTAM

80 Days—The most popular and best known of all the yellow sugar corns and has made a reputation for its earliness and delicious quality. It is used extensively for home gardeners, truckers and canners. Stalks dwarf, 4½ to 5 ft. Ears 6 to 7 ins. long, uniformly 8-rowed. Kernels broad, tender, sweet and fine flavor. Many varieties of yellow corn have been bred since the introduction of Golden Bantam, but many customers still believe that this variety surpasses all in sweetness and distinct buttery flavor.

## BUIST'S GOLDEN DAWN

71 Days—The earliest yellow variety. Especially desirable to home or market gardeners because it is 8 to 9 days earlier than Golden Bantam and considered as fine in flavor. Stalks 4½ ft. Ears 6 ins. long, uniformly 8-rowed, with delicious, deep yellow, tender kernels.

## SPANISH GOLD

72 Days—An extra early variety of good quality and an asset to the early gardener. Stalks slender, 5 to 6 ft., often bearing two and three ears. Ears well filled, 6 to 7 ins. long with 8 to 12 rows of bright golden yellow, plump, sweet tender kernels.

## WONDER BANTAM

82 Days—A selection of the Golden Bantam having all the fine qualities, but with larger ears. It is just as early and is more vigorous and productive. Very desirable for canners and market gardeners. Stalks 5 to 6 ft. Ears 8 to 10 ins. long, 10 to 14 rowed. Kernels golden yellow, medium wide, deep, sweet and fine flavor.

## GOLDEN SUNSHINE

76 Days—An early variety popular for market gardeners and a good home garden sugar corn 3 to 4 days earlier than Golden Bantam. Ears 6 to 7 ins. long with 10 to 12 rows of bright golden kernels; tender, sweet and delicious.

## WHIPPLE'S EARLY YELLOW

84 Days—The best large eared second early variety for home and particularly profitable for the market gardener. Stalks 6½ ft. Ears 7 to 8 ins. set with 12 to 14 rows of golden yellow, fairly deep, sweet kernels.

## BUIST'S GOLDEN GIANT

88 Days—A mid-season variety, the result of crossing Golden Bantam and Howling Mob. Well liked and much in demand for home and market garden planting. Stalks 7 ft. Ears rather thick at the butt, 12 to 16 rowed, 8 ins. long. Kernels deep creamy yellow, flavor rich and delicious.


## BANTAM EVERGREEN

89 Days—A cross between the Stowell's Evergreen and Golden Bantam, producing a medium late type that combines the size of the Evergreen ear with the rich golden yellow and delicious quality of the Bantam. Stalk 7 to 8 ft. Ears 14 to 18 rowed, 8 ins. long.

### YELLOW SWEET CORN

	Pkt.	½ Lb.	Lb.	2 Lbs.	10 Lbs.
Golden Bantam . . . . .	\$0.10	\$0.15	\$0.30	\$0.50	\$2.00
Buist's Golden Dawn . . . . .	.10	.15	.30	.55	2.20
Spanish Gold . . . . .	.10	.15	.30	.55	2.20
Wonder Bantam . . . . .	.10	.15	.30	.50	2.00
Golden Sunshine . . . . .	.10	.15	.30	.50	2.00
Whipple's Early Yellow . . . . .	.10	.15	.30	.50	2.00
Buist's Golden Giant . . . . .	.10	.15	.30	.50	2.00
Bantam Evergreen . . . . .	.10	.15	.30	.50	2.00





Golden Cross Bantam Corn

**WHIPCROSS**

**84 Days**—Superior to Whipple's in color, quality and uniformity and developed particularly for home and market garden use. Stalks 7 ft. Ears 7½ ins. long with 12 to 14 rows of golden-yellow, sweet, tender kernels.

**MARCROSS**

**78 Days**—An extremely early hybrid about 10 days earlier than Golden Cross Bantam. The quality is superb. Stalks 6 ft. Ears 7 to 8 ins. long with 10 to 14 rows of creamy golden yellow kernels of sweet flavor.

# Hybrid Sweet Corn

**I**MPROVED breeding methods have made possible Hybrids which are substantially superior to the standard yellow varieties and highly resistant to disease.

*We caution our customers, however, not to save their own seed, as Hybrids must be produced by yearly crossing and will not otherwise give satisfactory results.*

**GOLDEN CROSS BANTAM**

**86 Days**—Excellent for market gardeners and well adapted to canners' use. Stalks 6 ft. Ears very uniform, 8 ins. long with 10 to 14 rows of lighter yellow kernels than Golden Bantam with delicious, sweet pulp.

**TENDERGOLD**

**80 Days**—Or Top Cross Golden Sunshine. Outyields either Golden Bantam or Sunshine. Stalks 6 ft. Ears uniform, 7½ ins. long with 12 to 16 rows of delicious, golden yellow kernels of fine quality.

**HYBRID YELLOW SWEET CORN**

	Pkt.	½ Lb.	Lb.	2 Lbs.	10 Lbs.
Golden Cross Bantam	\$.10	\$.20	\$.35	\$.65	\$3.00
Tendergold	.10	.20	.35	.65	3.00
Whipcross	.10	.20	.35	.65	3.00
Marcross	.10	.20	.35	.65	3.00

## Garden Corn

*Not So Sweet as Real Sugar Corn, But Earlier and Hardier*

**PERKINS EARLY MARKET  
OR BLAND'S EXTRA EARLY**

**68 Days**—Those who follow trucking for market should not overlook planting this profitable early money maker. The earliest of all garden corns and always a popular variety with the New Jersey farmer where it originated. Our sales each year show a growing demand in the South, under the name Bland's Extra Early. Although not a true sweet corn, it is remarkably sweet and delicious. An important advantage is hardiness. It can be planted earlier than any other variety with perfect safety. Ears 7 to 8 ins. long with 8 to 10 rows of medium deep, white kernels. Also known as First Early Table.

**TRUCKERS FAVORITE**

**70 to 75 Days**—This is a favorite in the South and grown more extensively than any other garden corn for roasting ears. It can be planted very early or late with good results. Our very particular trade in the South demands our stock of Truckers Favorite. It is true to type and name. Stalks 6 to 7 ft. Ears 10 ins. long with 12 to 16 rows of white kernels, sweet and tender. Excellent foliage for early fodder. Also valuable for second planting where the first crop has failed.

**ADAMS LARGE EARLY OR IDEAL**

**70 Days**—Very hardy for early planting and much used in the South. Stalks 6½ ft. Ears thick, 7 to 8 ins. long, 12 to 14 rowed. Kernels white, sweet and tender if eaten young, but become smooth and hard when ripe.

**ADAMS EXTRA EARLY**

**65 Days**—This variety resembles the Adams Large Early except it is smaller and earlier. Stalks 4 to 5 ft. Ears short and thick, 5 to 6 ins. long, 12 rowed.

**Pop Corn  
WHITE RICE**

**110 Days**—A prolific early variety. Stalks 5 to 6 ft. Ears 6 ins. with long pointed pearly white kernels.

**GOLDEN QUEEN**

**115 Days**—Golden yellow kernels popping a creamy white. Stalks 5 ft. Ears 6 ins.

**Either variety: Postpaid: Pkt., 10c; lb., 25c.**

**Not Prepaid: Lb., 15c; 10 lbs., \$1.20.**

**GARDEN CORN**

	½ Lb.	Lb.	2 Lbs.	10 Lbs.	100 Lbs.
Perkins Early Market	\$.15	\$.25	\$.45	\$1.60	...
Truckers Favorite	.15	.25	.35	1.40	\$10.00
Adams Large or Ideal	.15	.25	.40	1.50	...
Adams Extra Early	.15	.25	.40	1.50	...



# Selected Field Corn

15 Lbs. Will Plant 1 Acre

## White Varieties

### BUIST'S SNOWFLAKE

120 Days—In sections where white varieties are preferred, plant "Buist's Snowflake." It has no equal for earliness and productiveness. Stalks 9 to 10 ft., producing two large ears. Ears 12 ins., 14 to 18 rowed; grains very deep. Cob white and very thin. Excellent for meal, feeding and makes splendid roasting ears, tender and fine flavor.

### WHITE HICKORY KING.

125 Days—This variety produces a large grain and small cob. Dependable to produce a crop on poor, thin land. Good for roasting ears, for stock feeding or corn meal. Stalks 10 ft., frequently bearing two ears. Ears 8 to 10 ins., 8 to 10 rowed; grain broad as it is deep.

### WHITE ENSILAGE

130 Days—The best ensilage or fodder variety. Stalks very tall and leafy, 12 to 15 ft., with an enormous growth of fodder. Ears 9 to 12 ins., 10 to 14 rows.

## Yellow Varieties

### BUIST'S IMPROVED GOLDEN DENT

110 Days—The standard yellow corn popular in all localities. Our stock is well bred, the strain of which we introduced some years ago and which now outsells any other variety. Select this variety to plant for the best all-purpose corn. Early, productive, deep grained and small cob. A beautiful corn either on the cob or shelled, and it makes meal of superior quality. Stalks 9 to 10 ft., one to two ears with excellent foliage for fodder. Ears 8 to 10 ins., 14 to 18 rows of deep grains.

### EARLY LEAMING

100 Days—The earliest Yellow Dent Corn, popular in localities where the seasons are short. Productive and of fine quality. Stalks 10 to 12 ft.; ears 9 to 12 ins., 14 to 18 rows of deep yellow kernels.

### LANCASTER COUNTY SURE CROP

100 Days—This large, deep grain corn is now grown very extensively in Pennsylvania. A heavy yielder on either good or poor land, with plenty of foliage; excellent for silos. Stalks 9 to 10 ft. Ears are long and slim, 14 ins., with 12 to 14 rows set closely on a red cob.

### PENNSYLVANIA EARLY YELLOW, 8-ROW

90 Days—One of the most valuable and productive varieties for late planting. Stalks 7 to 8 ft., ears 12 to 15 ins., 8 rowed with hard, broad, rich amber kernels thickly set. A highly glazed flint corn.



Buist's Golden Dent

### EARLY YELLOW CANADA

90 Days—Resembles the Pennsylvania 8 rowed, ripens very early and generally used for secondary crop planted later in the season. It is well adapted to sections where the season is short or ground poor.

### FIELD CORN—White Varieties

	7 Lbs. (1/2 peck)	14 Lbs. (peck)	56 Lbs. (Bus.)
Buist's Snowflake . . . . .	\$0.40	\$0.75	\$2.50
White Hickory King . . . . .	.40	.75	2.50
White Ensilage . . . . .	.40	.75	2.50
Yellow Varieties			
Buist's Improved Golden Dent . .	.40	.75	2.50
Early Leaming . . . . .	.40	.75	2.50
Lancaster Co. Sure Crop . . . . .	.40	.75	2.50
Penna. Early Yellow 8-Rowed . .	.40	.75	2.50
Early Yellow Canada . . . . .	.40	.75	2.50

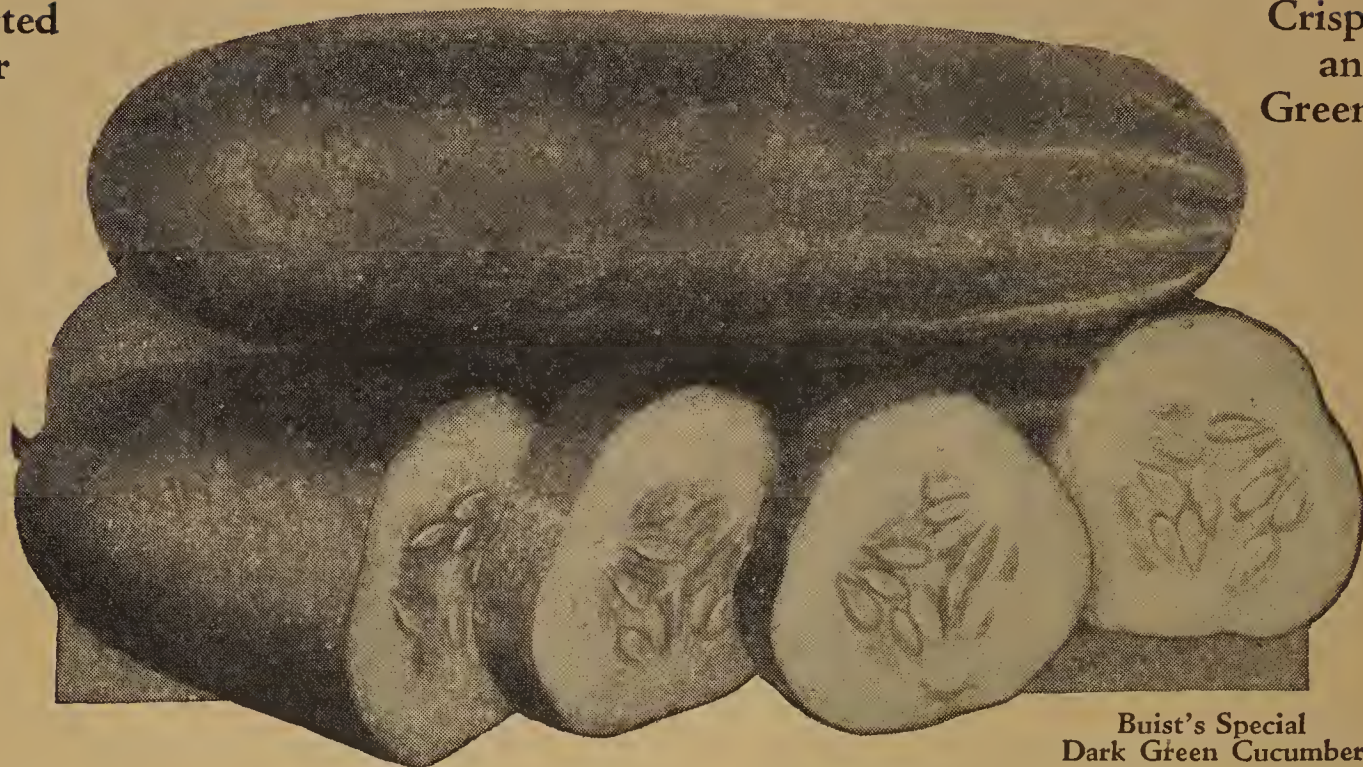


# Buist's Fancy Cucumbers

1 Oz. for 50 Hills; 2 Lbs. per Acre

Selected  
for

Crispness  
and  
Greenness



Buist's Special  
Dark Green Cucumber

**O**UR stock of cucumbers is re-selected and improved to meet the present-day truckers' demand for uniform, profitable market varieties.

**Culture**—The cucumber delights in rich, light sandy or loamy soil. Delay planting until the weather becomes warm. Drop 10 to 12 seeds per raised hill, 1/2 in. deep, 4 to 5 ft. apart each way. When the plants begin to crowd and danger from the striped beetle is over, thin to three of the strongest plants per hill. Dust the plants as soon as they form leaves, with land plaster, tobacco dust, or slug shot to protect them from bugs. Give frequent but shallow cultivation up to the time they begin to run. For a succession plant at intervals up to July. They are usually planted during mid-summer for 2 to 3 inch pickles. The cucumber should be gathered when large enough to use; for if left to ripen, the plant stops bearing. Reduce the time for gathering small pickles and increase for full-grown fruits. Cut the stem instead of pulling the fruit to avoid injuring either vine or fruit.

### DAVIS PERFECT

**65 Days**—An outstanding and dependable variety of the white spine type for the home, market gardener and shipper. The vines are healthy and vigorous, bearing smooth, glossy dark green fruits 9 to 10 ins. long, 2 1/2 ins. thick and tapered at both ends. Flesh crisp and solid, very few seeds and its apparent freshness remains a long time after being cut.

### EARLY FORTUNE

**64 Days**—This is a splendid white spine variety for general use and shipping. Fruits a rich green, color holds for many days after picking. 8 ins. long, 2 1/2 ins. thick, slightly tapered and uniform in shape. Flesh firm and crisp.

### BUIST'S SPECIAL DARK GREEN

**65 Days**—The ideal cucumber that meets the approval of all home and market gardeners, and especially shippers who demand firmness when shipped long distances. Retains a rich, dark green color and will remain edible for a long time. A white spine type; early, immensely productive, uniform, 8 to 10 ins. long, 2 1/2 ins. thick; smooth, slightly tapered at both ends. Excellent for slicing, flesh crisp, very few seeds and a delicate flavor. Sold only in sealed packages.

### STAYS GREEN

**60 Days**—The earliest strain of White Spine that will stay green and hold its dark color and firmness for a long period after shipping. It is very popular with truckers and commercial growers, especially in the South, as it is less affected by the hot sun than any other sort. Fruits a very dark green from stem to blossom end, shape symmetrical, nearly square ended, 6 to 8 ins. long, 2 3/8 ins. thick, very uniform and bears a tremendous crop.


### IMPROVED EARLY WHITE SPINE

**60 Days**—One of the earliest and best known sorts used extensively for the home garden. Vines are vigorous and produce an abundance of attractive fruits, slightly tapered, semi-blunt ended, bright medium green 8 to 9 ins. long, 2 1/2 ins. thick. Flesh crisp, tender and excellent quality.

### CUCUMBER

	Pkt.	1/2 Oz.	Oz.	1/4 Lb.	Lb.
Stays Green	\$0.05	\$0.10	\$0.15	\$0.40	\$1.25
Early Fortune	.05	.10	.15	.40	1.25
Buist's Special Dark Green	.05	.10	.15	.50	1.50
Improved Early White					
Spine	.05	.10	.15	.40	1.25
Davis Perfect	.05	.10	.15	.40	1.25





## Perfection Early White Spine Cucumber

### BUIST'S

#### PERFECTION EARLY WHITE SPINE

*Genuine Stock Sold Only in Sealed Packages*

**58 Days**—The Buist's Perfection Cucumber, introduced by us years ago, continues to be our largest seller. Many white spine varieties have since come into prominence, but this fine, pure strain retains its popularity. It is extra early, prolific and produces a continuous crop of large, uniform fruit almost cylindrical in shape 7 to 8 ins. long, 2½ ins. thick. The skin is smooth, very deep green retaining its color and fresh appearance for a long time. Flesh is crisp, fine grained, sparkling white, delicious flavor, excellent for slicing and pickling. Vines are hardy, prolific and mildew-proof. Always reliable and one of the market gardener's favorites. Plant this variety for the home garden. We know it is the best.

#### STRAIGHT - 8

**62 Days**—A new variety having the characteristics that make it an ideal shipping variety. Also equally desirable for the home or local market gardener. The vines produce a heavy crop of uniform fruit deep green in color, 8 ins. long, 2 ins. thick, which thickness is equal throughout. Very straight, well rounded at the ends. The color holds and it makes an attractive cucumber in any market. The shape of the fruit is just right for slicing.

#### LONGFELLOW

**70 Days**—An attractive, exceptionally long green cucumber of the white spine variety. An ideal slicing variety for the private garden as well as the trucker and shipper. Fruits, a dark green which color holds well, 12 to 15 ins. long, 2½ ins. thick, uniform, straight and very crisp, tasty flesh.

#### WHITE WONDER

**60 Days**—This is a novelty, distinct inasmuch as the fruits are white at all stages of growth. It is very prolific with fruits produced in clusters, 7 ins. long, 2½ ins. thick, white spined and chunky with rounded ends.

### A. & C. CUKE

**60 Days**—A recent introduction that has met the approval of shippers to distant or local markets. The vines are robust, producing an abundance of fancy fruits of a vivid dark green, which color it retains almost to full size. White spine type, 10 ins. long, 2½ ins. thick; straight and slender, slightly tapered at both ends; smooth and has few seeds.

#### THE KLONDIKE

**70 Days**—A medium early variety of White Spine family, very popular with market gardeners who like the uniform shape and handsome dark green color and excellent slicing qualities. Fruits slightly tapered, blocky, 7 to 7½ ins. long, 2½ ins. thick. Very prolific.

#### EARLY FRAME OR SHORT GREEN

**58 Days**—A popular variety for home gardens. Excellent for table use and pickling. Vigorous, productive and unexcelled for hardiness. Fruits bright medium green, black spined, 6 to 7 ins. long, 2½ ins. thick, straight with blunt ends. Flesh crisp and tender.

#### EXTRA EARLY GREEN PROLIFIC

**55 Days**—An extremely early and productive pickling type much in demand. Fruits bright green, black spined, 5 ins. long, 2 ins. thick, uniform and smooth with blunt ends.

#### BOSTON PICKLE OR GREEN PROLIFIC

**58 Days**—A splendid pickler reselected with great care. Early and a prolific bearer. Fruits bright green, black spined, 6 ins. long, 2½ ins. thick, smooth and slightly tapered with blunt ends. An excellent pickling variety.

### CUCUMBER

	Pkt.	½ Oz.	Oz.	¼ Lb.	Lb.
Buist Perfection Early White Spine	\$.05	\$.10	\$.15	\$.40	\$1.40
Straight - 8	.10	..	.20	.60	2.00
Longfellow	.10	..	.20	.55	1.75
White Wonder	.05	.10	.15	.50	1.50
A. & C. Cuke	.10	..	.20	.60	2.00
The Klondike	.05	.10	.15	.40	1.25
Early Frame or Short Green	.05	.10	.15	.40	1.25
Extra Early Green Prolific	.05	.10	.15	.40	1.25
Boston Pickle or Green Prolific	.05	.10	.15	.40	1.25



# Cucumber (Continued)

## BUIST'S LONG GREEN

70 Days—This is the largest cucumber belonging to the black spine types, a selection of the Long Green, improved and developed by continued reselection. A heavy yielder desirable for pickling or slicing. The characteristics are the same as the Improved Long Green but the fruits are choicer, larger, tapering at both ends. A truly splendid variety, often 12 ins. long, 3½ ins. thick. This is the late variety to plant in the home garden.

## IMPROVED LONG GREEN

70 Days—The standard cucumber for either slicing or pickling is the Long Green, the favorite variety for home garden. A very heavy cropper and hardy. The small pickles are all well shaped. While in the slicing stage, the fruits are very attractive, 10 to 12 ins. long, 2½ to 3 ins. thick, straight and slightly tapered, with few seeds. The skin is deep green, black spined; flesh very white, crisp and tasty.

## EVERBEARING

55 Days—The merits of this variety is that the vines, by keeping the fruits picked, will continue to bear until killed by frost. It is small, very early, enormously productive and used mostly for pickles. Fruit deep green, black spined, 4 to 4½ ins. long, 2 ins. thick and chunky.

## CHICAGO PICKLING

59 Days—A productive type for early uniform pickles, valuable for slicing and pickling. Fruits medium green, black spined, 6½ ins. long, 2½ ins. thick, square ended.

## NATIONAL PICKLE

56 Days—A heavy yielder very valuable for the production of small pickles and popular with the pickle industry. Fruits dark green, black spined, 5½ ins. long, 2½ ins. thick and rather blocky in form.

## JAPANESE CLIMBING

60 Days—A distinct climbing variety used to cover fences, poles and trellises. Fruit deep green, black spined, 9 ins. long, 2½ ins. thick, uniform and attractive.

## WEST INDIA GHERKIN OR BURR

60 Days—Distinct from cucumber and used for very small pickles. Pick while young and tender and put in salt water until required for pickling. Fruits pale green, covered with prickly spines, oval and uniform, 1½ ins. long.

# Plant Buist's Long Green Cuke

## JERSEY PICKLE

55 Days—This standard pickling variety produces smooth fruit uniform in size, shape and color. A deep medium green, black spined, 6 ins. long, 2½ ins. thick, with tapering ends. Flesh crisp and tender at all stages.

## EARLY CLUSTER

55 Days—One of the most popular pickling sorts. Very prolific and early, producing small fruits in clusters. Pale green in color, black spined, 5½ to 6 ins. long, 2½ ins. thick; chunky, uniform and very tasty.

# Dandelion

1 Oz. per 100 Ft.; 5 Lbs. per Acre

**Culture**—Seed planted in July and allowed to winter over will yield an early crop of tender leaves the following Spring. Can also be sown in the Spring. Sow in rich soil in drills 12 to 18 ins. apart. Thin to 8 ins. in the rows and cultivate well.

## IMPROVED THICK LEAVED

60 Days—The most profitable variety to grow. The plant is compact and upright, forming a rosette of large, broad, thick leaves 20 ins. across, dark green in color and easily blanched.

## CULTIVATED OR FRENCH GARDEN

55 Days—Plant low growing, spreading 16 to 20 ins. with a compactly formed center; leaves long and broad.

## ITALIAN (Ciccoria, Catalogna)

Although a member of the chicory family listed as Asparagus Chicory, it is better known as Italian Dandelion. A favorite salad of the Italians and grown extensively by market gardeners. Cut the main stalk, then numerous young, tender sprouts grow which can be cut several times in a season as new shoots grow after each cutting. Serve like Dandelion or cook the green shoots like Asparagus and serve hot or cold.

## CUCUMBER

	Pkt.	½ Oz.	Oz.	¼ Lb.	Lb.
Buist's Long Green . . . . .	\$0.05	\$0.10	\$0.15	\$0.50	\$1.50
Improved Long Green . . . . .	.05	.10	.15	.45	1.35
Everbearing . . . . .	.05	.10	.15	.40	1.25
Chicago Pickling . . . . .	.05	.10	.15	.40	1.25
National Pickle . . . . .	.05	.10	.15	.40	1.25
Japanese Climbing . . . . .	.05	.10	.15	.50	1.50
West India Gherkin or Burr . . . . .	.05	.10	.20	.60	2.00
Jersey Pickle . . . . .	.05	.10	.15	.40	1.25
Early Cluster . . . . .	.05	.10	.15	.40	1.25

## DANDELION

Improved Thick Leaved . . . . .	.10	.20	.35	1.15	4.00
Cultivated or French Garden . . . . .	.05	.10	.20	.60	2.00
Italian (Ciccoria Catalogna) . . . . .	.05	.10	.20	.65	2.25



# Egg Plant

## Buist's Northern Grown Seed Is The Best

1 Oz. for 1,000 Plants; 4 Ozs. per Acre

**Culture**—Egg Plant seed germinates slowly and requires a higher temperature than any other vegetable. Sow the seed early in the Spring  $\frac{1}{2}$  in. deep in prepared soil, using a hot bed or a seed pan placed indoors at a sunny window. To produce strong, healthy plants, transplant when 2 to 3 ins. high in small pots and plunge them in a frame admitting fresh air in mild weather. Cover the frame at night, providing adequate protection against frost. For best re-



sults the plants require continuous warm temperature without any checking in growth. Set out in the open ground the middle of May, if the ground is warm, 2 ft. apart in rows  $2\frac{1}{2}$  to 3 ft. apart. They thrive and produce the best fruit planted in rich, loamy soil. Cultivate frequently, keeping the soil loose and fine.

The plants are often injured by insect pests and blight. Control by spraying with Nicotine Pyrox.

### BUIST'S IMPROVED LARGE PURPLE

83 Days from plants—Our perfected variety producing the largest fruits in great quantities, is recommended for home and

market garden. The spreading, spineless plants bear 6 to 8 fruits. The broad, oval fruits are a handsome, glossy, black-purple, slightly larger than Black Beauty.

### EARLY LONG PURPLE

78 Days from plants—The earliest and most productive of all. Fruits dark purple, oval in shape, 7 to 8 ins. long,  $2\frac{1}{2}$  to 3 ins. thick.

### NEW ORLEANS MARKET

83 Days from plants—A heavy yielder and attractive shipping variety producing larger and shorter fruits than Florida High Bush. Plants spineless, bearing all its fruit well off the ground. Highly resistant to blight, drought and heat. Fruits oval and dark purple.

### BLACK BEAUTY

81 Days from plants—The most popular home garden sort and the earliest of the large fruited varieties, very desirable for early markets, retaining its color and quality a long time. Plants low and bushy, spineless, with 4 to 5 fruits. The large egg-shaped fruits are smooth and a very attractive rich, purplish-black.

Black Beauty Egg Plant

### FLORIDA HIGH BUSH

85 Days from plants—A very vigorous, disease- and drought-resistant variety tall and upright in growth, bearing the fruit well off the ground. Plants spineless; fruits purple and slightly longer than thick in shape.

### MANATEE SPECIAL

81 Days from plants—This excellent shipper and very desirable market strain is adapted to Florida and the South. The plants are of high bush character, spineless, sturdy and upright, holding the fruits well off the ground. Very early, hardy and productive, withstanding blight, drought and heat. The fruits are similar to Black Beauty, oval in shape, smooth and a very glossy, rich black.

### EGG PLANT

	Pkt.	$\frac{1}{2}$ Oz.	Oz.	$\frac{1}{4}$ Lb.	Lb.
Black Beauty . . . . .	\$0.10	\$0.20	\$0.30	\$1.00	\$3.50
Florida High Bush . . . . .	.10	.20	.30	1.00	3.50
Manatee Special . . . . .	.10	.20	.40	1.25	4.50
Buist's Improved Large Purple . . . . .	.10	.20	.30	1.00	3.50
Early Long Purple . . . . .	.10	.20	.30	1.00	3.50
New Orleans Market . . . . .	.10	.20	.35	1.15	4.00



# Endive

½ Oz. per 100 Ft.; 4 Lbs. per Acre

**A** VERY wholesome vegetable which can be used as a salad, a garnish or boiled for greens or as a flavor for soups.

**Culture**—For an early supply sow April 15th; for main crop, from the beginning to the middle of Summer. Plant the seed ½ in. deep in rows 18 ins. apart and when well started thin the plants to 8 to 12 ins. apart. When the leaves are 8 ins. long they are ready for blanching. Select a dry day, gather the outer leaves in the hand and tie closely together over the center. Excluding the light makes the inside leaves crisp, tender, tasty and white. In 3 to 4 weeks they will be blanched ready for use. To provide for a Winter salad, dig the plants before killing frosts, allowing plenty of soil with the roots. Pack closely together, store in a cellar and keep dark as possible.

## GREEN CURLED

**95 Days**—The most popular variety 16 to 18 ins. in diameter, finely cut, feathery leaves, rich green in color which blanch a creamy white. Fine for Fall and Winter use.

## BATAVIAN BROAD LEAVED OR ESCAROLLE

**90 Days**—A favorite variety 16 ins. in diameter with broad leaves, twisted and waved, of a bright green color. Forms a very compact heart which blanches to creamy white.

## FULL HEART BATAVIAN

**90 Days**—An improved Batavian of very fine quality, recommended for market gardeners and shippers. Larger and broader leaves with deep, full compact well blanched hearts of buttery texture.

## WHITE CURLED

**100 Days**—A small sort 12 to 13 ins. in diameter with finely curled pale green leaves. Very tender and almost white when blanched.

## FRENCH ENDIVE

This European delicacy known as Witloof Chicory is listed on Page 27.

# Fennel or Finocchio

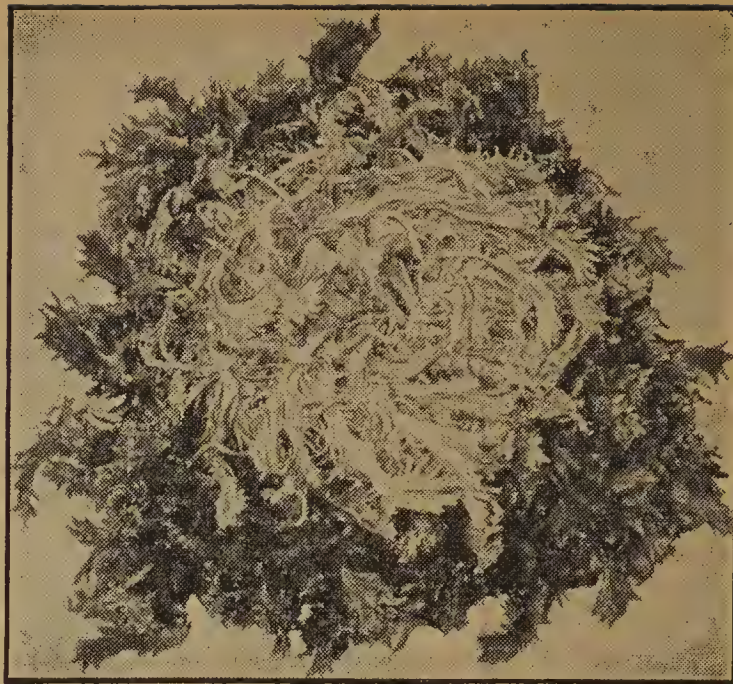
1 Oz. per 100 Ft.; 4 Lbs. per Acre

An Italian vegetable which is now grown extensively in this country. Agreeable aromatic flavor, somewhat resembling celery, but with sweet taste like the flavor of anise. The stalks, resembling celery, form a bulb at the base. Eat the stalks the same as celery or as a salad, sliced raw, or served boiled with a cream dressing.

**Culture**—Sow in June or July ½ in. deep in rows 18 ins. apart and thin to 6 ins. in the row. The plant should be earthed up when half grown in order to blanch it. Cultivate like celery.

## FLORENCE (Italian or Messina)

The variety used for home, market gardeners and shipping. Plants grow 36 ins. high, branching habit with dense feathery foliage. Bulb firm and oval.



Green Curled Endive

# Kohl Rabi

½ Oz. per 100 Ft.; 4 Lbs. per Acre

This plant forms a turnip-shaped bulb above the ground on a cabbage-like root. Use when the bulbs are young and tender, 2 to 2½ ins. in diameter. Remove the outer skin before boiling and prepare the same way as turnips. Kohl Rabi combines a mild flavor of both cabbage and turnip. Properly prepared, it is almost equal to cauliflower.

**Culture**—Plant in early Spring and at intervals of 10 days for a succession until hot weather. Sow in light rich soil, ½ in. deep in rows 18 ins. apart. When established, thin to 3 to 6 ins. in the row. Cultivate like cabbage. Early crops are forced in hotbeds and treated the same as directed for early cabbage. For Fall crops, plant the last of July.

## EARLY WHITE VIENNA

**55 to 60 Days**—The best variety for either forcing or garden culture. Plants dwarf, short-leaved with slender stems. Bulbs 2 to 3 ins. in diameter, globular, very light green. Flesh white, tender and crisp.

## EARLY PURPLE VIENNA

**60 Days**—Same characteristics as the Early White Vienna except color. Leaves dark green, stained purple. Bulbs purple with white flesh, very mild, crisp and tender.

## LARGE GREEN OR WHITE

**80 Days**—This variety is generally grown for feeding cattle. They are edible only if pulled when young. Bulbs mature 6 to 8 ins. in diameter.

### ENDIVE

	Pkt.	½ Oz.	Oz.	¼ Lb.	Lb.
Green Curled . . . . .	\$0.05	\$0.10	\$0.15	\$0.40	\$1.25
Batavian Broad Leaved or Escarolle . . . . .	.05	.10	.15	.40	1.25
Full Heart Batavian . . . . .	.05	.10	.15	.50	1.50
White Curled . . . . .	.05	.10	.15	.40	1.25
French Endive . . . . .	.05	.10	.15	.55	1.50

### FENNEL OR FINOCCHIO

Florence or Italian . . . . .	.10	..	.15	.50	1.50
-------------------------------	-----	----	-----	-----	------

### KOHL RABI

Early White Vienna . . . . .	.10	.15	.25	.75	2.50
Early Purple Vienna . . . . .	.10	.15	.25	.75	2.50
Large Green or White . . . . .	.10	.15	.15	.50	1.75



# Kale or Borecole

½ Oz. per 100 Ft.;  
3 Lbs. per Acre

**T**HIS vegetable produces excellent "greens" for Spring and Winter. The leaves are boiled the same as spinach. It is the hardiest of all Winter greens, frost improving the quality rather than injuring it.

**Culture**—Kale will succeed in almost any soil. Sow April to June, ½ in. deep in rows 24 ins. apart and for large plants thin to 18 ins. apart in the row. For Spring use, sow in August or September, as it will winter over if protected by a light covering of hay. Cultivate like cabbage.

## DWARF BLUE CURLED SCOTCH

**55 Days**—This improved strain has the same characteristics as the Green Curled Scotch but is hardier and very dark blue-green in color. It will stand over the Winter in any locality where the temperature does not go below zero.

## DWARF GREEN CURLED SCOTCH

**55 Days**—Our strain of this popular variety is exceptionally fine. Plants low, 9 to 12 ins. high, with wide spreading, deeply curled bright deep green leaves hugging the ground. A hardy and attractive sort.

## TALL GREEN CURLED SCOTCH

**60 Days**—A strain 3 ft. tall and producing an abundance of light green, densely curled leaves. Very hardy and tender after exposure to frost.

## DWARF SIBERIAN CURLED

**65 Days**—A hardy, vigorous, spreading variety of dwarf habit 12 to 16 ins. tall. Leaves large and heavy in texture, plain at center with edges curled. Color deep bluish green.

## DWARF GERMAN GREENS

**65 Days**—This hardy variety will stand the Winter well and is popular with market gardeners. Spreading and dwarf in habit, it produces dark green leaves not as curly as the Scotch greens.

## SPRING OR SMOOTH

**30 Days**—A hardy quick-growing variety with smooth, dark green leaves, 8 ins. high. Tender and sweet when young.



Dwarf Green Curled Scotch Kale



Buist's Mammoth Leek

# Leek 37

1 Oz. per 100 Ft.;  
5 Lbs. per Acre

**T**HIS species of the Onion family has a mild, sweet flavor and is often used for green onions in the Fall and Winter. The long thick, blanched stem is boiled and served with a butter or cream dressing. Also used for flavoring soups and stews.

**Culture**—Use rich soil and sow early in the Spring ½ in. deep in rows 18 ins. apart and thin to 2 to 3 ins. in the row. Cultivate and draw the earth to them as they grow. This gradual earthing up will make very white and tender leeks. Transplant Fall sown seed in the Spring.

## BUIST'S MAMMOTH

**85 Days**—An extra large, vigorous variety, mild and tender in flavor; especially adapted for market gardeners. Large green leaves with long, thick stems blanching white.

## LARGE AMERICAN FLAG

**85 Days**—A well known variety of quick, strong growth. Stems 10 ins. long, 1½ ins. thick; leaves large, broad and dark green.

## MONSTROUS CARENTAN

**85 Days**—A giant variety, hardy, prolific and desirable for Fall use. Stems 8 to 10 ins. long, 2 to 3 ins. thick, leaves very dark green.

## GIANT ITALIAN

**85 Days**—A popular variety among the Italian market gardeners. It is very hardy with large, broad, dark green leaves and stocky stems bleaching 10 to 12 ins. high and 3 ins. thick. Attractive in appearance; mild and tender.

## KALE OR BORECOLE

	Pkt.	½ Oz.	Oz.	¼ Lb.	Lb.
Dwarf Blue Curled Scotch	..	..	..	..	..
Dwarf Green Curled Scotch	..	..	..	..	..
Tall Green Curled Scotch	..	..	..	..	..
Dwarf Siberian Curled	..	..	..	..	..
Dwarf German Greens	..	..	..	..	..
Spring or Smooth	..	..	..	..	..
<b>LEEK</b>					
Buist's Mammoth	..	..	..	..	..
Large American Flag	..	..	..	..	..
Monstrous Carentan	..	..	..	..	..
Giant Italian	..	..	..	..	..



# Lettuce—Plant Buist's

½ Oz. per 100 Ft.; 3 Lbs. per Acre

**Culture**—Head lettuce is most tender and crisp when quickly grown and thus requires a well enriched soil, plenty of moisture, thorough cultivation and cool weather. A check in growth from lack of nourishment or moisture usually prevents heading. Lettuce is quite hardy and can be planted outdoors on the approach of Spring as soon as soil and weather conditions permit. Sow ½ in. deep in rows 18 ins. apart and thin out to stand 6 to 10 ins. apart in the row. If the larger heads crowd, thin out again and use as required. After the plants have made some growth, a light application of fertilizer such as nitrate of soda will give that vigor necessary to prevent any check in growth.

Lettuce seldom heads well in hot weather. It is best not to plant after May unless special care such as irrigation or artificial shading can be provided. For Fall use, sowings can again be made in August.



Buist's White Boston Lettuce

## BUIST'S WHITE BOSTON

**70 Days**—Our strain of this handsome early Butterhead type is the best in existence. An excellent garden lettuce either for forcing or sowing in the open ground early in the season. A very desirable shipping variety for nearby markets. Many complimentary reports come from New Jersey truckers insisting that our stock is the finest. Popular wherever lettuce is grown and a very valuable kind for growing on muck land. Leaves light green without a brown tint, smooth and straight on the edges, forming a closely folded head with golden hearts. Deliciously tender and buttery.

## BUIST'S SELECTED BIG BOSTON

**75 Days**—Our strain of this very popular lettuce is unsurpassed. Market and home gardeners who use it agree that Buist's stock is supreme. This variety is more extensively grown than any other in the butter head class. Always reliable, it produces a quality head attractive for market and home use. A standard for cold frame forcing and for Spring and Fall outside planting; excellent for shipping limited distances. Leaves glossy, smooth, wavy at the edge and slightly tinged with reddish brown. Plants are large and vigorous, producing creamy yellow, compact heads of medium size. Stands very long before shooting to seed.

## BUIST'S "VERIBEST" CABBAGE HEAD

**65 Days**—This is the best early cabbage butter lettuce on the market and is excellent for general home use or market gardening, either for forcing, or sowing in the open ground early in the season. It forms a beautiful solid head with crumpled golden-yellow leaves inside; very tender, soft in texture, rich buttery flavor and free from any bitterness. Outer leaves light green and will not turn red from cold. It can be sown broadcast in September and transplanted in frames to cut early in the Spring. An excellent shipper and keeps well.

## HUBBARD MARKET OR WHITE SUMMER CABBAGE

**70 Days**—Here is one of the best cabbage butter varieties listed, beautiful while growing and always tempting to the taste. The quality is excellent, soft in texture, sweet and very buttery in flavor. One of the best for the home or market garden. Good for forcing, for early Spring, Summer or late Fall. It is a splendid cabbage lettuce for the South, standing extreme heat and is slow shooting to seed. Plant compact, forming a round, solid, well balanced, creamy heart. Leaves medium green, crumpled, with straight edges.

## BLACK SEEDED BIG BOSTON

**75 Days**—Similar to the Big Boston with larger outer leaves. The heads are large and will stand a few days longer before shooting to seed.

### BUTTER HEAD LETTUCE


	Pkt.	½ Oz.	Oz.	¼ Lb.	Lb.
Buist's White Boston . . . . .	\$0.05	\$0.10	\$0.15	\$0.50	\$1.50
Buist's Selected Big Boston . . . . .	.05	.10	.15	.40	1.25
Buist's Veribest Cabbage					
Head . . . . .	.05	.10	.15	.50	1.50
Hubbard Market or White					
Summer Cabbage . . . . .	.05	.10	.15	.40	1.00
Black Seeded Big Boston . . . . .	.05	.10	.15	.50	1.25



Form No. 6001

POST OFFICE DEPARTMENT  
THIRD ASSISTANT POSTMASTER GENERAL  
DIVISION OF MONEY ORDERS

No. \_\_\_\_\_  
Stamp of Issuing Office



The Postmaster  
will insert

here \_\_\_\_\_  
the office drawn on, when the office named by  
the remitter is in Alaska, and does not transact money order business.

Spaces above this line are for the Postmaster's record, to be filled in by him

**Application for Domestic Money Order**  
Spaces below to be filled in by purchaser, or, if necessary,  
by another person for him

Amount

\_\_\_\_\_ Dollars \_\_\_\_\_ Cents

Pay to } **ROBERT BUIST COMPANY,**  
Order of } \_\_\_\_\_  
(Name of person or firm for whom order is intended)

Whose }  
Address }  
Is } No. **4 and 6 South Front Street,** \_\_\_\_\_ Street

Post } **PHILADELPHIA,**  
Office } \_\_\_\_\_  
State **Pennsylvania.**

Sent by \_\_\_\_\_  
(Name of sender)

No. \_\_\_\_\_ Street  
City }  
and }  
State } \_\_\_\_\_

**PURCHASER MUST SEND ORDER AND COUPON TO PAYEE**  
(FOR FEES SEE OTHER SIDE) c5-7155



# Fees for Money Orders Drawn on Domestic Form

Payable in the United States, including Hawaii, Puerto Rico, and the United States Virgin Islands, or in Guam and Tutuila (Samoa); also for orders payable in Antigua, Bahamas, Barbados, Bermuda, British Guiana, British Honduras, British Virgin Islands, Canada, Canal Zone, Cuba, Dominica, Grenada, Jamaica, Montserrat, Nevis, Newfoundland, Philippine Islands, St. Kitts, St. Lucia, St. Vincent, and Trinidad and Tobago.

<b>For Orders</b>	From \$0.01 to	\$2.50.....	6 cents.
	From \$2.51 to	\$5.00.....	8 cents.
	From \$5.01 to	\$10.00.....	11 cents.
	From \$10.01 to	\$20.00.....	13 cents.
	From \$20.01 to	\$40.00.....	15 cents.
	From \$40.01 to	\$60.00.....	18 cents.
	From \$60.01 to	\$80.00.....	20 cents.
	From \$80.01 to	\$100.00.....	22 cents.

---

## Memoranda of Issuing Postmaster:

---

---

If order is purchased through Rural Carrier, he will fill spaces below:

Carriers receipt No. \_\_\_\_\_

\_\_\_\_\_, Carrier.

NOTE.—The maximum amount for which a single Money Order may be issued is \$100. When a larger sum is to be sent additional Orders must be obtained. Any number of Orders may be drawn on any Money Order office on any one day.

Applications must be preserved at the office of issue for three years from date of issue.



# Heading Varieties—Lettuce



New York No. 12  
Lettuce

### MAY KING

**63 Days**—An extra early butter variety for the earliest Spring planting in the open ground and for greenhouse forcing. Rapid in growth and quick heading. Leaves light green, tinged slightly at edges with brown. A quality head; small, compact, golden yellow.

### SALAMANDER

**72 Days**—One of the most popular and reliable butter varieties, standing heat and drought remarkably well. A sure header, hardy, and an excellent shipper. The heads are a light yellowish green, round and solid. Also called Black Seeded Tennisball.

### CRISP AS ICE

**74 Days**—A compact, medium-sized butter-head variety. Yellow interior and a nice flavor. Leaves thick and crumpled; deep green overlaid with bronze. Black seed.

### ALL HEART

**72 Days**—A variety that will head during hot weather. A butter lettuce similar in shape and habit to the Salamander. Seed black.

### ICEBERG

**87 Days**—A crisp heading late variety for home garden or market gardeners serving local markets. It will not stand long distance shipping and should not be confused with the shipping variety, New York, which is commonly called Iceberg by shippers and the produce trade. True Iceberg is large with wavy, fringed light green leaves tinged with brown at the edges. Heads compact, crumpled, white inside, crisp and sweet.

### NEW YORK

**80 Days**—Also known as Wonderful and Los Angeles. This is the crisp heading variety grown in immense quantities on the Pacific coast and shipped to eastern markets as Iceberg. The plants are large, 12 to 15 ins. across with dark green leaves only slightly curled on the edges. Heads are solid, well blanched, sweet and tender.

### NEW YORK No. 12

**75 Days**—An improved early strain which does well for a Mid-summer crop, and is particularly adapted to the Eastern climate. It is a lighter green than New York with fewer outer leaves, large, robust growing and resisting hot, dry weather. A sure header, slow to run to seed.

### EARLY HANSON

**80 Days**—A sure header. Heat resisting and fine for Mid-summer planting. Leaves light green, curled and twisted, heavily veined with fringed edges. Heads large, solid, with white heart, tender and sweet.

## BUTTER HEADS (Continued)

	Pkt.	1/2 Oz.	Oz.	1/4 Lb.	Lb.
May King	\$.05	\$.10	\$.15	\$.40	\$1.00
Salamander	.05	.10	.15	.40	1.00
Crisp as Ice	.05	.10	.15	.50	1.50
All Heart	.05	.10	.15	.50	1.25

## CRISP HEADING LETTUCE

Iceberg	.05	.10	.15	.50	1.25
New York	.05	.10	.20	.60	1.50
New York No. 12	.05	.10	.20	.60	1.50
Early Hanson	.05	.10	.15	.45	1.00



# Lettuce (Head Varieties Continued)

## BUIST'S NEW SENSATION

**72 Days**—An ideal Hot Weather Lettuce, withstanding heat and drought better than any other sort. Plant is compact, forming a globular firm, well blanched head. Leaves medium green crumpled but straight on the edges. A butter variety always tender and excellent in flavor. Seed black.

## CALIFORNIA CREAM BUTTER

**75 Days**—One of the best all-around Summer lettuces desirable for shipping to nearby markets. Heads large, globular, solid, with golden yellow heart. Leaves large, thick, dark green, tinged and spotted with brown. Flavor rich and buttery. Black seed.

## Romaine or Cos Lettuce

**Culture**—A distinct type of lettuce with torpedo shaped heads, upright and having long, narrow, spoon-shaped leaves, brittle and distinctively mild in flavor. Sown at the same time and manner as head lettuce, it does not require as much room in the row. 6 to 8 ins. is sufficient. An excellent type for outdoor planting, hardy, and stands the heat well.

## WHITE PARIS OR TRIANON COS

**65 Days**—The best known and most popular Cos variety for home and market gardens. A medium large lettuce with fairly dark green, long and narrow, smooth concave leaves forming a well-folded head of fine quality. Head compact, 8 ins. tall, elongated or loaf shaped with inside leaves bleaching a greenish white. Crisp as celery, sweet, tender and of excellent flavor.

## DARK GREEN COS

**65 Days**—Same characteristics as the White Paris with the outside leaves a darker green color. It folds well, forming a good firm head and when fully blanched the leaves are light green with mid ribs as white as the heart. A favorite with the market gardener.

## Chicken Lettuce

**60 Days**—Distinct from any other lettuce. It will yield more chicken feed than any other plant grown for greens. Plants 3 to 4 ft., with an abundance of loose leaves. Cut or pull leaves as needed.

### LETTUCE (Butter Heads Continued)


	Pkt.	1/2 Oz.	Oz.	1/4 Lb.	Lb.
Buist's New Sensation . . .	\$0.05	\$0.10	\$0.15	\$0.50	\$1.25
California Cream Butter . .	.05	.10	.15	.45	1.25

### ROMAINE OR COS LETTUCE

White Paris or Trianon					
Cos . . . . .	.05	.10	.15	.40	1.00
Dark Green Cos . . . . .	.05	.10	.15	.45	1.00

### LOOSE LEAF VARIETIES

Grand Rapids . . . . .	.05	.10	.15	.45	1.00
Early Curled Simpson . . .	.05	.10	.15	.40	1.00
Black Seeded Simpson . . .	.05	.10	.15	.40	1.00
Early Prize Head . . . . .	.05	.10	.15	.40	1.00
Chicken Lettuce . . . . .	.05	.10	.15	.40	1.00



Grand Rapids Lettuce

## Loose Leaf Lettuce

*Cut or Pull When a Few Inches Tall  
If you want a Salad that really melts in your Mouth*

**Culture**—Leaf lettuce thrives on any good garden soil and is edible before the heading varieties are available. They produce a loose head of heavily curled and crumpled leaves, brittle, tasty and tender. Sow the same as head lettuce, but thin to an inch in the row, and when large enough for salad continue to thin as used. The tender soft leaves at this stage are delicious.

### GRAND RAPIDS

**50 Days**—A very popular non-heading variety for greenhouse forcing or outdoors early in the season. Plants are large, compact and upright, forming a cluster of light green leaves, broad, wavy, fringed and very curly. It is handsome in appearance, very desirable for garnishing and the tasty eating quality of the soft leaf is sweet and tender. Seed black.

### EARLY CURLED SIMPSON

**50 Days**—Also known as Silesia. One of the oldest known and most generally used varieties for home gardens. Plants are early, hardy and quick growing; non-heading, forming a tight bunch of broad yellowish-green leaves crumpled and frilled on the edges. Crisp, sweet and very tender.

### BLACK SEEDED CURLED SIMPSON

**50 Days**—Our big seller in Pennsylvania. It grows quickly, is early, hardy, crisp, tender and deliciously flavored. The plant is large and compact with broad yellowish-green leaves crumpled and frilled on the edges.

### EARLY PRIZE HEAD

**50 Days**—The name is misleading for this is a non-heading type. One of the best home garden varieties; early, quick growing and making a lot of good eating leaves, sweet and tender. Plants medium, with outside leaves shaded brown and inner leaves bright green, broad, frilled and not very curly.



# Buist's Muskmelons—Cantaloupes

1 Oz. to 50 Hills; 3 Lbs. per Acre


**Culture**—Muskmelons require warm soil, either light sandy or a well-drained loam, enriched with manure or fertilizer. Do not plant until the weather becomes real warm. In preparing the soil we recommend making the hills 4 to 5 ft. apart each way, using two shovelfuls of well-rotted manure mixed with the soil under each hill. Drop 8 seeds per raised hill  $\frac{3}{4}$  in. deep, and thin by cutting off the surplus plants just below the surface, instead of pulling them, allowing the three strongest seedlings to remain.

Where Summers are short, seed can be planted indoors in hotbeds and transplanted when

weather permits. Until runners interfere, frequent but shallow cultivation is necessary. It is important not to disturb the roots. When a foot long, pinch off the ends of the vines to throw increased strength into the roots and thus make them bear better. To retain a real melon flavor, do not plant near cucumber, pumpkin, or squash.

Beetle attacks should be met by dusting sparingly with air-slacked lime, soot or wood ashes. To prevent blight, spray with Bordeaux Mixture every ten days after the plants have attained 5 or 6 leaves. Add Arsenate of

Lead for eating insects or use Pyrox, a combination spray, for all leaf-eating insects, blight, and fungus troubles.



## Orange or Salmon Fleshed Varieties

### HALE'S BEST

**80 Days**—This variety originated in the Imperial Valley of California. Hale's Best is now outstanding as the popular choice for truckers and shippers for all season shipping. Possesses earliness, sweetness, and an attractive shape ideal for packing in containers. It is a money maker for all since it meets the approval of the consumer. Fruits oval,  $6\frac{1}{2}$  ins. long, 5 ins. in diameter, densely covered with medium heavy netting and almost entirely without ribs. The small seed cavity is surrounded by thick salmon orange flesh, firm, fine grained, and richly flavored.

### SELECTED HALE'S BEST

**80 Days**—The fact that Hale's Best is the best seller for the market garden and shipping trade led us to grow a re-selected stock from very fancy hand-selected fruits. "Just a little bit better." Try this superior strain.

#### MUSKMELON

	Pkt.	$\frac{1}{2}$ Oz.	Oz.	$\frac{1}{4}$ Lb.	Lb.
Hale's Best	\$.05	\$0.10	\$0.15	\$0.40	\$1.25
<b>Selected</b>					
Hale's Best	.05	.10	.15	.50	1.50



# Muskmelons—Cantaloupes

## Orange or Salmon Fleshed Varieties



### EARLY JERSEY GEM

**88 Days**—An improvement in size and quality over the Fordhook and just as early. The characteristics are the same, but the fruit is heavier, weighing about 3½ pounds. The flesh is that same bright orange, fine grained, juicy, sweet and spicy. A dandy melon for the home garden and local market.

### EMERALD GEM

**85 Days**—A well named variety with a dark green emerald colored skin when ripe. It should be used as soon as picked and for this reason it is recommended only for home use. Fruits globular, slightly flattened, 4½ ins. long, 5½ ins. in diameter slightly netted, but distinctly ribbed. Very small seed cavity, and thick pink flesh, luscious and sweet.

### TIP TOP

**90 Days**—This is an excellent variety for home and market garden use for nearby markets. Fruits large, slightly oblong, 8 ins. long, 7 ins. in diameter, indistinct ribs with slight netting. Flesh bright salmon, sweet and spicy.

### PEARL PINK MEAT

**94 Days**—An exceptionally high quality, prolific melon excellent for shipping. Fruit oval, 5 ins. long, 4½ ins. in diameter with hard, dark green skin, faintly ribbed and heavily netted. Flesh thick, salmon-pink, juicy, sweet and ripens close to the rind.

### Pride of Wisconsin—85 Days

**A** NEW variety in demand among home gardeners, road-side markets, truckers and shippers. It is one of the sweetest melons grown and under favorable conditions it will produce 5 to 7 perfect fruits on one vine. The rind is tough, the deep salmon flesh is firm and it stands handling and shipping well. The fruits are medium size, almost round, 6½ ins. long, 6 ins. in diameter and very heavy due to the thickness of the flesh and the small triangular seed cavity. Skin a pearly gray color with a faint rib, heavily covered with a distinctive netting.



Pride of Wisconsin Muskmelon

### FORDHOOK

**87 Days**—Well known and one of the best small melons for home garden and nearby markets. It is one of the very early varieties of seed that New Jersey truckers never fail to buy. They can rely on it to produce a good crop of attractive, delicious sweet, spicy fruits. Flat in shape, 5 ins. long, 6½ ins. in diameter with broad ribs, heavily netted. Flesh thick, orange-yellow and very juicy.

### MUSKMELON

	Pkt.	½ Oz.	Oz.	¼ Lb.	Lb.
Early Jersey Gem . . . . .	\$0.05	\$0.10	\$0.15	\$0.55	\$1.50
Emerald Gem . . . . .	.05	..	.10	.30	1.00
TipTop . . . . .	.05	.10	.15	.40	1.25
Pearl Pink Meat . . . . .	.05	..	.10	.30	1.00
Fordhook . . . . .	.05	.10	.15	.40	1.25
Pride of Wisconsin . . . . .	.10	..	.20	.60	2.00



# Cantaloupes—Muskmelons

## Orange or Salmon Fleshed Varieties

### HONEY OR SUGAR ROCK

**85 Days**—This variety is one of the most popular today, liked by both home gardeners and truckers. Striking in appearance and solid as a rock, this melon, when cut, will give off a distinctly rich aroma and taste as sweet as sugar. A very heavy yielder. Fruits medium size, nearly round, 6 ins. long, 5½ ins. in diameter, skin grey-green covered with a coarse netting making a tough rind. Flesh extra thick, firm, deep orange-salmon and juicy. Commands top prices.

### BENDER'S SURPRISE

**85 Days**—Similar to Tip Top and increasing in popularity because of its earliness and productiveness. It has a remarkably strong rind, and is a splendid keeper of delicious quality, the requisites for a home grown or shipping melon. Fruits oblong 8 ins. long, 6 ins. in diameter, ribbed and coarse netted; skin greenish-yellow when ripe. Flesh is a beautiful bright salmon, sweet and spicy.

### HEARTS OF GOLD OR IMPROVED HOODOO

**92 Days**—A medium-sized melon, very vigorous and a heavy cropper with a tough rind which is ideal for shipping and used extensively for that purpose. It is also a home garden favorite. Fruits uniform, round, 6 ins. long, 6 ins. in diameter, slightly ribbed, covered with a fine, dense grey netting. Small seed cavity with flesh thick, deep salmon pink, juicy and sweet, ripening close to the rind.

### BANANA

**94 Days**—A novel variety having both the shape and fragrance of the banana with really delicious eating qualities. Fruits long, tapering, 14 ins. long, 4 ins. in diameter with smooth lemon colored skin and salmon flesh. Very vigorous and hardy.

### LONG YELLOW CANTALOUPE

**100 Days**—The largest of the pink fleshed sorts. Fruits thick, long, oval, and exceptionally sweet.



Hearts of Gold or Improved Hoodoo Muskmelon

### OSAGE OR MILLER'S CREAM

**95 Days**—This large melon possesses a distinctive, luscious sweet flavor popular for home and market garden use for local market. Fruits oval, 7 ins. long, 6 ins. in diameter, slightly netted and dark green with thick orange-salmon flesh.

### MUSKMELON

	Pkt.	½ Oz.	Oz.	¼ Lb.	Lb.
Honey or Sugar Rock . . .	\$0.05	\$0.10	\$0.15	\$0.45	\$1.35
Bender's Surprise . . . . .	.05	.10	.15	.45	1.35
Osage or Miller's Cream . .	.05	.10	.15	.40	1.25
Hearts of Gold or Improved Hoodoo . . . . .	.05	.10	.15	.40	1.25
Banana . . . . .	.05	.10	.15	.50	1.50
Long Yellow Cantaloupe . .	.05	.10	.20	.55	1.75



# Buist's Muskmelons—Cantaloupes

## Green Fleshed Varieties

### BUIST'S SELECTED ROCKY FORD

92 Days—This reliable variety continues to be our largest seller for home gardens. It is a splendid type of the green fleshed Rocky Ford possessing the same characteristics, but having a pronounced golden tint next to the small seed cavity. The flesh is very thick and the flavor deliciously sweet and spicy.

### ROCKY FORD

92 Days—The most widely known of all cantaloupes, reselected from the famous Netted Gem introduced from Pennsylvania to Colorado where it attained perfection in shape and netting. It became famous as a shipping variety and is now more generally known as the Rocky Ford. Very productive, uniform in size and shape. A favorite for home gardens, market and shipping. Fruits almost round, small, 5½ to 6 ins. in diameter with no ribs and completely covered with hard, gray netting. Flesh green, thick, juicy, and of a sweet, spicy flavor.

### IMPROVED EARLY JENNY LIND

82 Days—An old favorite and a dandy home garden melon considered one of the best and sweetest grown. Very early with small, flat fruits 4 ins. long, 3 ins. in diameter with heavy netting on the ribs, and a knob or button on the blossom end.

### EXTRA EARLY HACKENSACK

80 Days—An old standard variety exceedingly early for a large melon, highly recommended for the home garden and truckers shipping to local markets. Fruits nearly round with somewhat flattened ends, 6 ins. long, 7 ins. in diameter, broadly ribbed with very coarse netting. Flesh green, thick and delightful in flavor.

### LARGE HACKENSACK OR TURK'S CAP

90 Days—A very large, productive type used mostly for the home garden. Similar to the Extra Early Hackensack, but later and larger. Fruits 6½ ins. long, 8 ins. in diameter, flesh green, rich and sugar sweet.

### MONTREAL MARKET OR NUTMEG

94 Days—An excellent variety with very large fruits weighing from 7 to 8 pounds. Almost round, 7 to 8 ins. long; 8 to 9 ins. in diameter, flattened at the ends, heavily netted and deeply ribbed. Flesh very thick, green, juicy and sweet.

### Plant Buist's Selected Rocky Ford Always Popular

#### EARLY KNIGHT OR SUGAR SWEET

82 Days—We recommend this variety for either the home or market gardener, particularly the latter whose profits depend upon being first in the market. It is ready fully 10 days ahead of Rocky Ford and larger in size. Fruits oval, 6 ins. long, 4½ ins. in diameter. Skin light golden yellow when ripe, with gray netting and distinct ribs. Flesh thick, bright green shading to light pink at center. Famous for its sweet, juicy flavor.

#### BOTTOMLY

84 Days—A variety similar to Early Knight, but maturing a trifle later. Very popular in the Baltimore and Washington markets. Fruit oblong, 6 ins. long, 4½ ins. in diameter, heavily netted and distinctly ribbed. Flesh green and very sweet.

#### POLLOCK 10-25

93 Days—This variety is identical to Rocky Ford except the flesh is salmon tinted shading to green near the rind. Growers like it because of its resistance to blight and rust, and its long distance shipping qualities.

#### HONEY DEW

112 Days—This fine melon is entirely distinct and has taken front rank at all produce stands where it is recognized, bought and served by name, "Honey Dew." It requires a long season to mature and if grown in a northern latitude it must be started indoors or in frames and transplanted outdoors at the proper time. Fruits are large, perfectly round, 9 ins. long, 8½ ins. in diameter. An excellent shipper and keeper with skin smooth and a light cream when ripe. Flesh light green, thick, ripening to the rind; juicy and mellow with the distinctive sweetness of honey.

### MUSKMELON

	Pkt.	½ Oz.	Oz.	¼ Lb.	1 lb.
Buist's Selected Rocky Ford	\$.05	\$.10	\$.15	\$.40	\$1.25
Rocky Ford	.05	..	.10	.30	1.00
Imp. Early Jenny Lind	.05	.10	.15	.40	1.25
Extra Early Hackensack	.05	.10	.15	.40	1.25
Large Hackensack or Turk's Cap	.05	.10	.15	.40	1.25
Montreal Market or Nutmeg	.05	.10	.15	.40	1.25
Early Knight or Sugar Sweet	.05	.10	.15	.40	1.25
Bottomly	.05	.10	.15	.40	1.25
Pollock 10-25	.05	..	.10	.30	1.00
Honey Dew	.10	..	.15	.50	1.50



# Buist's Watermelons

Stone Mountain  
Universally  
Proclaimed

As the Best  
Round  
Melon



Stone Mountain  
Watermelon

1 Oz. to 30 Hills;  
4 Lbs. per Acre

**Culture**—In every respect as to soil, planting time, cultivation and destruction of pests, the watermelon is treated the same as muskmelon. The vines, however, are more spreading and the seed should be dropped in hills 5 ft. apart and 8 ft. between the rows.

### STONE MOUNTAIN

**90 Days**—Stone Mountain is now the most popular home garden and shipping melon grown. It is the best round melon outselling any other variety on the market, either in the North or South. The rind is tender but this is not a handicap with present day quick transportation facilities. Fruits very large, 30 to 50 lbs. when grown in the sunny south, but smaller in northerly climate; oval or nearly round with blunt ends, medium dark green with ribs shading to a darker green. Flesh brilliant rich scarlet throughout, fine grain, firm, deliciously sweet to the rind and very few seeds. Seeds white with black tips.

### IMPROVED KLECKLEY'S SWEET

**85 Days**—The Kleckley's Sweet outsells all other varieties for home and local market gardeners. The improved strain has the same delicious sweetness, the earliness and retains all the other fine qualities that made Kleckley's Sweet the favorite. The improvement consists of slightly larger size and better shipping qualities. The rind is thin but much tougher and stronger qualifying as a shipper for reasonable distances. Fruits large, 30 to 50 lbs., long with round ends, very dark green with faint ribbing. Flesh deep red, sparkling and crisp, juicy and very sweet to the rind. Seeds white.

### WATERMELON


	Pkt.	Oz.	1/4 Lb.	Lb.
Stone Mountain . . . . .	\$0.05	\$0.10	\$0.30	\$0.90
Improved Kleckley's Sweet	.05	.10	.25	.75

KLECKLEY'S SWEET  
THE HOME  
GARDENER'S  
FAVORITE



Improved Kleckley's  
Sweet Watermelon





Tom Watson Watermelon

### TOM WATSON

**90 Days**—The ideal shipping melon and the most popular of the long varieties possessing quality, productiveness and stability for safe transportation to distant markets. Fruits very large, 30 to 40 lbs. measuring 20 ins. long, 10 ins. in diameter with round ends; rich, deep green, indistinctly veined; rind elastic and tough. Flesh rich red, firm sweet and luscious, ripening close to the rind. Seeds brown, spotted with white.

### KLECKLEY'S SWEET OR MONTE CRISTO

**85 Days**—Always popular and a favorite with all. Excellent for home use and nearby markets. Fruits large, 30 to 40 lbs., long and oval, dark green; rind thin and brittle. Flesh deep red, juicy and very sweet. Seeds white.

### COLE'S EARLY OR HARRIS' EARLIEST

**80 Days**—An extra early variety and a great favorite in the North and one of the finest for family use or the home market. Fruits small size, 15 lbs., short, nearly round, dark green striped irregularly with a lighter shade; rind tender. Flesh light red, sweet and delicious. Seeds black.

### ALL HEART

**85 Days**—A distinct variety, well worth trying. The seed is about the size of an apple seed. Fruit medium size, 20 lbs., long, dark green. Luscious, sweet, red flesh without any white hearts. Seed brown.

### SCHOCHLER

**90 Days**—A very large melon used extensively in the South, having outstanding shipping requisites for size, tough rind and quality. Fruits very long, 40 to 50 lbs., rich dark green with faint stripes. Flesh bright crimson, fine grained and very sugary.

### DIXIE QUEEN

**90 Days**—This new melon is becoming quite popular with home gardeners, roadside markets, truckers and shippers. Fruits oblong or nearly round, fair size averaging 35 lbs. or more, light green, striped and blotched with dark green; rind thin but tough. Flesh rich scarlet, crisp and extremely sweet with very few seeds. Seeds white and small.

### HALBERT HONEY

**85 Days**—A fine, large prolific melon second in popularity to the Kleckley's Sweet and just as luscious and sweet in flavor. Splendid for home use and nearby markets, but like the Kleckley, will not stand long distance shipping. Fruits 30 to 35 lbs., cylindrical with blunt ends, dark glossy green with fine veins. Rind tender; flesh rich red, extending clear to the rind. Seeds white with black tips.


### IRISH GRAY

**90 Days**—One of the finest melons to grow anywhere. It is quite productive, very sweet and tender, a trifle earlier than Tom Watson and compares equally with that variety in shipping quality. Fruits large, 25 to 30 lbs., oblong, smooth, a distinct mottled greenish gray; rind tough and hard. Flesh bright red, firm and sweet. Seeds white.

### WATERMELON

	Pkt.	Oz.	¼ Lb.	Lb.
Tom Watson	\$.05	\$0.10	\$0.25	\$0.75
Kleckley's Sweet or Monte				
Cristo	.05	.10	.25	.75
Cole's Early or Harris				
Earliest	.05	.10	.25	.75
All Heart	.10	.15	.50	1.50
Schochler	.05	.10	.25	.75
Dixie Queen	.10	.15	.40	1.25
Halbert Honey	.05	.10	.25	.75
Irish Gray	.05	.10	.25	.75





Georgia Rattlesnake Watermelon

### GEORGIA RATTLESNAKE

**90 Days**—An excellent shipping melon popular in the South for its size, productiveness and eating qualities. Fruits very long, fairly large, 25 to 30 lbs., light green, irregularly mottled with dark green stripes. Its striking appearance has helped its popularity. A ready seller, for, once seen, it is always remembered. Rind very tough. Flesh bright scarlet, crisp and sweet. Seeds dull white with black tips.

### THURMOND GRAY

**90 Days**—A splendid shipping variety similar to Irish Gray, but having fruits much larger. Fruits 30 to 40 lbs., cylindrical, grayish-green with faint veining; rind hard as a rock. Flesh deep red, crisp and sweet. Seeds brown.

### CUBAN QUEEN

**90 Days**—A fine shipper. Fruits mostly round, 30 lbs., alternately striped dark and light green. Flesh scarlet, sweet and tender. Seeds black.

### CAROLINA BRADFORD

**85 Days**—An excellent shipping variety having a very tough, elastic rind. Fruits large, 25 lbs., oblong, deep green irregularly striped with a darker shading. Flesh dark red, fine grained and sweet. Seeds creamy white with some slightly mottled.

### THE DIXIE

**85 Days**—A splendid shipper. Very prolific, with fruits large, 25 lbs., oblong, very dark green with lighter green stripes; rind thin but strong. Flesh scarlet and sweet. Seeds black.

### LONG LIGHT ICING OR GRAY MONARCH

**85 Days**—A large melon mostly adapted for home gardens. Fruits 25 lbs., cylindrical with blunt ends, a beautiful light gray green faintly mottled darker. Rind thin and tender. Flesh red, sweet and delicious. Seeds white.

### BUIST'S LITTLE GEM

**75 Days**—Many watermelons grow so large that the average housewife can not, as a rule, use one. A smaller size is more suitable, easier to store in a refrigerator and can be eaten at one meal without annoying leftovers. Buist's Little Gem meets this essential condition. The earliest melon that grows. Fruits nearly round, small in size, 12 to 15 lbs., a convenient family size. Skin dark green striped with gray green. Flesh a pinkish red, very firm, sweet and about as delicious eating as any melon could be.

### FLORIDA FAVORITE

**85 Days**—A hybrid of the Rattlesnake and Pearson excellent for the home or home market trade, but not adapted to long distance shipping. Fruits large, 25 lbs., long with round ends. Light green with mottled stripes of dark green; rind fairly tough. Flesh dark red, crisp and sweet. Seeds white.

### MOUNTAIN SWEET

**90 Days**—For home and local markets. Fruit large, 25 lbs.; oblong, dark green; with sweet, juicy, light crimson flesh. Seeds brown.

### GREEN SEEDED CITRON

**95 Days**—Used exclusively for preserving. Fruits round, 10 lbs., striped alternately with dark and light green. Flesh clear white and very solid. Seeds glossy olive green.

### WATERMELON

	Pkt.	Oz.	1/4 Lb.	Lb.
Georgia Rattlesnake . . . . .	\$0.05	\$0.10	\$0.25	\$0.75
Thurmond Gray . . . . .	.05	.10	.25	.75
Cuban Queen . . . . .	.05	.10	.25	.75
Carolina Bradford . . . . .	.05	.10	.25	.75
The Dixie . . . . .	.05	.10	.25	.75
Long Light Icing or Gray				
Monarch . . . . .	.05	.10	.30	.90
Buist's Little Gem . . . . .	.05	.10	.30	1.00
Florida Favorite . . . . .	.05	.10	.25	.75
Mountain Sweet . . . . .	.05	.10	.25	.75
Green Seeded Citron . . . . .	.05	.10	.30	1.00



# Mustard

1 Oz. per 100 Ft.;  
4 Lbs. per Acre

The leaves are used as a salad or cooked as spinach and turnip tops. They are pungent, rich in flavor, tender and one of the most healthful and nourishing type of "greens." Tender when the leaves are 5 to 6 ins. long about 5 to 6 weeks after sowing.

**Culture**—Sow seed 1/2 in. deep in rows 1 ft. apart and thin to 4 to 6 ins. in the row. Mustard runs to seed quickly, it is advisable to plant very early in the Spring followed by successive plantings every two weeks until hot weather. For Fall use plant the latter part of August.

## MAMMOTH SOUTHERN CURLED

**35 Days**—This beautiful curled variety is the most popular and used more than any other especially in the South. Vigorous, hardy and good quality. Leaves long and wide, light green with a yellowish tinge, crumpled and frilled on the edges.

## TENDERGREEN OR MUSTARD SPINACH

**25 Days**—An Oriental type which is very popular. It has a pleasant flavor, more like that of spinach but with a sweet and pungent taste. It is exceedingly early, ready for cutting in 3 to 4 weeks. The plants are slow to seed and resist hot dry weather as well as cold. Upright growth with broad, flat, smooth leaves; spoon-shaped and dark green.

## OSTRICH PLUME

**35 Days**—A handsome, strong growing variety, slow to shoot to seed. Leaves bright green, plume-like, curled and fringed.



Florida Broad Leaf Mustard

## Mammoth Southern Curled Mustard



Healthful  
"Greens"

## FLORIDA BROAD LEAF

**40 Days**—This is a smooth leaf variety growing upright with bright green leaves, broad and thick, with cut edges and white midribs.

## CHINESE BROAD LEAF

**40 Days**—A hardy variety having immense broad, rich green leaves thick and deeply savoyed with a white midrib.

## WHITE OR YELLOW LONDON

**40 Days**—This variety is distinctly pungent and used when quite young for salad or garnishing. Seeds are large, cream colored, used for seasoning and the manufacture of ground mustard.

# Mushroom Spawn

**M**USHROOMS can be grown easily in a cellar, shed or greenhouse provided the moisture and temperature are uniform. Full directions in our "Buist's Mushroom Culture." Write for a copy, sent free on request.

## LAMBERT'S PURE CULTURE SPAWN

The finest spawn prepared in brick form which produces large creamy white mushrooms of excellent quality. Full cultural directions included with each order.

**Not Prepaid:** Per brick, 35c; 5 bricks, \$1.50; 10 bricks, \$2.75; 25 bricks, \$6.50.

**Postpaid:** By mail add 10c per brick, 15c per 5 bricks, 25c per 10 bricks.

## MUSTARD

	Pkt.	Oz.	1/4 Lb.	Lb.
Mammoth Southern Curled . . . . .	\$.05	\$.10	\$.25	\$.60
Tendergreen or Mustard Spinach . . . . .	.05	.10	.25	.60
Ostrich Plume . . . . .	.05	.10	.25	.60
Florida Broad Leaf . . . . .	.05	.10	.25	.65
Chinese Broad Leaf . . . . .	.05	.10	.25	.60
White or Yellow London . . . . .	.05	.10	.20	.50



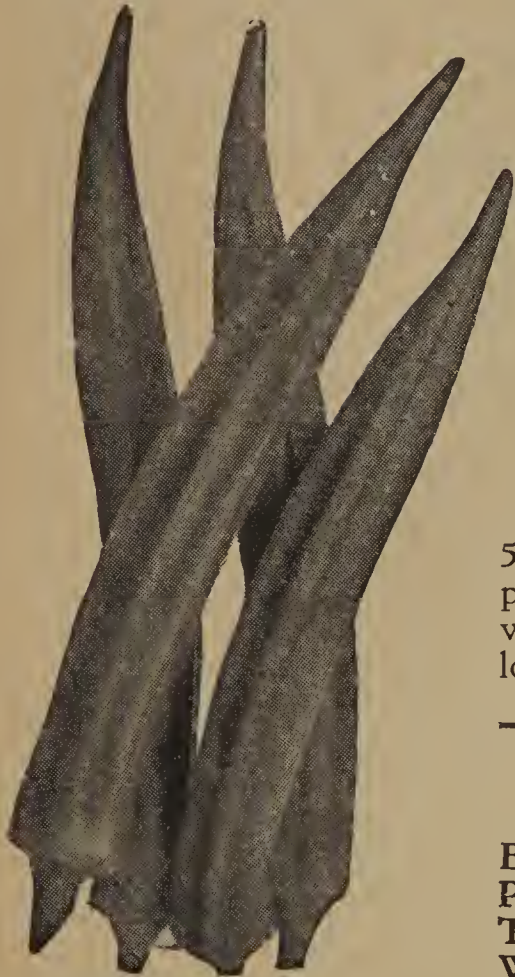
# Buist's Okra or Gumbo

2 Ozs. per 100 Ft.; 8 Lbs. per Acre

**T**HIS tasty vegetable is used throughout the entire country. It is a highly important vegetable in the canning industry, used to give body and impart a tang to soups, tomato catsup and other relishes. For home use boil the young pods the same as you would green beans; serve plain with butter or cut up in soups or stews. Very tender when 2 to 3 ins. long.

**Culture**—Plant the seed late in the Spring, about corn planting time, observing that the ground is warm, for if cold and moist the seeds will invariably rot. Sow 1 in. deep in

rows 3 ft. apart and thin to 1½ ft. apart in the row. Cultivate like corn.



Perkin's Mammoth Green Pod Okra

## BUIST'S

### DWARF PROLIFIC LONG GREEN POD

**50 Days**—This is the most popular dwarf Okra, very early, strong and vigorous, sending out many branches bearing pods in great abundance from an in. above the ground to the top. These characteristics have established this variety as a profitable sort for growers and it is well adapted to home garden use. Plant 3 ft. with dark green, corrugated, pointed pods, 5 to 6 ins. long, 1¼ ins. in diameter at the bottom. Very tender and of excellent quality.

### PERKIN'S MAMMOTH GREEN POD

**60 Days**—This variety is the most productive known, forming enormous sized pods, highly prized by growers and preferred for its tenderness by canners who preserve it hermetically for Winter use. Plant 4 to 5 ft., producing 20 to 30 pods, 7 to 8 ins. long. Beautiful deep green in color; thin, slightly ridged, pointed and tender.

### TALL OR LONG GREEN

**60 Days**—A tall-growing variety producing an abundance of long, thin, ridged pods; bright deep green in color.

### WHITE VELVET OR CREOLE

**55 Days**—A distinct variety without ridges, having round smooth pods of a greenish white, covered with a fine fibre resembling velvet. Plants prolific, 3 to 3½ ft., producing pods 6 to 7 ins. long; meaty and tender.

## OKRA

	Pkt.	Oz.	¼ Lb.	Lb.
Buist's Dwarf Prolific Long Green Pod	\$0.05	\$0.10	\$0.20	\$0.65
Perkin's Mammoth Green Pod	.05	.10	.20	.65
Tall or Long Green	.05	.10	.20	.65
White Velvet or Creole	.05	.10	.20	.65



Onion Sets

## Buist's Selected Onion Sets

2 Qts. per 100 Ft.; 10 Bus. per Acre

**W**E ARE extensive growers of Onion Sets, taking great care to plant the very best strain of stock seed. Our reputation is established for supplying choice sets; clean, small and uniform.

**Culture**—Plant in the Spring as soon as the ground can be worked, or in the South, set out in either Fall or Spring. The richer the soil, the better. Firm the sets in drills about ½ or an inch deep, 1½ ft. apart and 3 ins. apart in the row, but do not cover them entirely. If desired plant closer and thin out the green onions in a few weeks for use as scallions. Keep the ground free of weeds by frequent hoeing. The tops begin to die and fall over in July at which time the onions are ready for lifting. For Fall and Winter keeping, store the bulbs in a dry, cool, airy place.

Egyptian Top Sets or Winter Onions are planted only in the Fall. They do not form a bulb and are grown as a green onion or scallion ready to eat early in the Spring.

### ONION SETS—32 Lbs. per Bushel

	Qt.	4 Qts.	Peck	Bushel
Japanese	\$0.15	\$0.50	\$0.75	\$2.00
Yellow	.15	.50	.75	2.00
White	.20	.55	.80	2.25
Bottle	.25	.75	1.25	3.50

### Egyptian or Winter Top Sets—28 Lbs. per Bu.

	Qt.	4 Qts.	Peck	Bushel
	.20	.50	.85	2.50

Egyptian Top Sets supplied only from August 15th to October 15th.  
If Onion Sets are ordered by Mail, please add postage to cover cost of Parcel Post. 1 qt. weighs 1 lb. Prices are subject to market changes. Write for special prices on larger quantities.



# Buist's Pedigree Onion Seed

## How to Grow Onions

To produce large Onions sow 1 Oz. per 100 Ft.,  
4 Lbs. per Acre—For "Picklers" sow 25 Lbs. per Acre

Buist's  
Yellow Globe  
Danvers Onion



## How to Grow Onion Sets

60 to 70 Lbs. per Acre

**Culture**—Onion Sets are small undergrown onions, made so by sowing the seed very thickly in shallow drills early in the Spring. The same culture as for large onions is necessary. The best varieties to use are Japanese, Yellow Strasburg, Red Wethersfield and White Silver Skin. The young plants form sets about the size of marbles by Midsummer. When the foliage becomes brown and dry they are ready for harvest. Cure and store in shallow racks placed in a dry, cool, airy place. Freezing will not hurt them if they are not handled while in that condition.

### BUIST'S YELLOW GLOBE DANVERS

**110 Days**—Outstanding in popularity, this variety is the most extensively grown main crop Yellow Onion, both for the market and the home garden. A leader with large producing onion growers. A sure cropper, highly productive, maturing earlier than the Southport Yellow Globe; hardy and excellent Winter keeping qualities. Bulbs medium size, uniformly globe-shaped, pure yellow, solid, with tough adhering skin. Flesh white, crisp and rich in flavor.

**Culture**—Big crops and large onions require extra good soil and lots of water. They are heavy feeding plants with numerous spreading roots that absorb nourishment from every part of the soil. They thrive best in muck or a deep peat, but any good soil will grow onions if a liberal use of manure or other suitable high grade commercial fertilizer is applied. Onions may be cultivated in the same land for a succession of years if the ground is renewed with fertilizer for every crop. After the soil is plowed, work the fertilizer with the top soil. Rake or harrow until level, being sure the soil is thoroughly mixed and pulverized. Onion Seed is hardy and can be planted  $\frac{1}{4}$  to  $\frac{1}{2}$  in. deep, as early as the ground can be prepared in rows  $1\frac{1}{2}$  ft. apart. When 3 ins. high thin out to 3 ins. apart in the row. They may be thinned again when 8 ins. high, using the removed plants to eat as green onions. It is important to keep the weeds out especially when young. Cultivate frequently until the tops begin to die and fall over at which time they are ready for lifting. When cured, store in a dry, cool, airy place.

Varieties of the larger type such as Riverside Sweet, Prizetaker and Mammoth Silver King mature to greater size if the seed is planted under glass during February and March and transplanted to the open ground in April.

### SOUTHPORT YELLOW GLOBE

**115 Days**—This is a standard variety known throughout the United States and preferred by many to any other variety because of its handsome color, uniformity in shape and fine keeping qualities. A large, solid globe onion with very small neck tightly covered with a deep yellow skin. Flesh is whitish, lemon-yellow, fine grained and of a rich, excellent flavor.

### ONION SEED

	Pkt.	$\frac{1}{2}$ Oz.	Oz.	$\frac{1}{4}$ Lb.	Lb.
Buist's Yellow Globe					
Danvers	.....	\$0.10	\$0.15	\$0.25	\$0.70 \$2.25
Southport Yellow Globe.		.10	.15	.25	.70 2.25



## Onion Seed—Yellow Sorts

### BUIST'S YELLOW PRIZETAKER

*"The King of All"*

100 Days—The Great Yellow Prizetaker Onion is famous throughout the country for its enormous size, beautifully formed, and attractive onions it produces. Under right conditions it often attains a size of 2 to 3 lbs. in weight. A single onion will make a dish for a small family. We recommend Prizetaker to home gardeners and truckers. Our selected strain will give results. Matures early, is highly productive and keeps well into the Winter. Bulbs large, solid, uniform and perfectly globular. Skin light straw color, thin and glossy. Flesh white and tender, delicate and mild in flavor.



### RIVERSIDE SWEET SPANISH

110 Days—A large Spanish type onion grown extensively in Southern California and gaining in popularity in the East. An ideal onion for the South, as it requires a warm long season for best development. Bulbs similar but larger than Prizetaker, globular with a small neck; skin golden yellow; flesh pure white, of an exceptionally mild, sweet flavor.

Buist's Yellow Prizetaker Onion

### MOUNTAIN DANVERS

100 Days—Ever increasing in popularity, this Danvers type is very superior and is noted for earliness, productiveness and excellent storing and shipping qualities. Bulbs large, globe-shaped, slightly flattened at the base, hard and heavy with thick skin of pure deep amber. Flesh creamy white, tender, crisp and rich in flavor.

### OHIO YELLOW GLOBE

110 Days—An excellent strain of yellow globe-shaped onions popular among the large onion growers of Ohio and a fine variety to grow anywhere. Very productive, attractive, keeping firm and solid when stored for Winter. Bulbs are small necked, medium large, globular, clear yellow with fine flesh.

### JAPANESE OR EBENEZER

100 Days—The best and most desired variety for producing yellow onion sets. The sets ripen well, are deep, flat, dark yellow, very firm and hard with thick skin; extra fine keepers. When planted out they produce a bumper crop with an exceptionally small per cent of "stiff-necks" or seed stalks. They make an early mature onion for market. Being hard and sound they will keep in excellent condition all Winter. Flesh pure white, mild and sweet in flavor.

### YELLOW DUTCH OR STRASBURG

100 Days—A popular standard variety used principally for growing sets. The sets are flat, straw colored, firm and splendid keepers. They produce nice onions with white flesh well flavored.

### ONION SEED

	Pkt.	1/2 Oz.	Oz.	1/4 Lb.	Lb.
Buist's Yellow Prizetaker	\$.10	\$.15	\$.25	\$.70	\$2.25
Riverside Sweet Spanish	.10	.15	.25	.70	2.25
Mountain Danvers	.10	.15	.25	.70	2.25
Ohio Yellow Globe	.10	.15	.25	.70	2.25
Japanese or Ebenezer	.10	..	.20	.60	2.00
Yellow Dutch or Strasburg	.10	..	.20	.60	2.00



## White Sorts

### SOUTHPORT WHITE GLOBE

**110 Days**—This standard variety is the best of the white onions. Our strain produces uniform globe-shaped bulbs, handsome in appearance, and commanding higher prices as a market onion. It is a fair keeper, perhaps the best of the white varieties for Winter storage, but, like all white onions, not so long-keeping as the yellow. Bulbs medium sized, solid, silvery white, with thin skin. Flesh waxy white, fine grained and of a delicious mild flavor.

### WHITE SILVER SKIN OR PORTUGAL

**100 Days**—This popular and largely used onion is used for growing white onion sets, small picklers, early bunching green onions and for producing large onions the same season. A dependable cropper and fair keeper. Matured onions are medium sized, pure white, thick-flat; flesh fine grained, firm, hard and of a mild, delicate flavor.

### EARLY WHITE BARLETTA

**88 Days**—Regarded as the earliest variety in cultivation. It is a grand onion for pickling purposes and if sown thickly in rows will produce small, nearly round, onions the size of marbles. When the crop matures the tops die down close to the bulb, leaving the most perfect miniature onions imaginable, ranging from 1 to 1½ ins. in diameter. Pure paper-white color, exceedingly mild and delicious in flavor.

*Hardy Bunching  
a Money Crop  
for Spring or Fall*



Hardy White Bunching Onion



Early White Barletta

### HARDY WHITE BUNCHING

**60 Days for bunching**—The earliest and best white bunching onion. This variety does not form bulbs and is used exclusively for early green onions or scallions. Recommended as a money maker for market gardeners. Sow the seed thickly in rows in the late Spring or early Summer and earth up gradually to blanch the stalks as far up as possible. They will then produce single long white tender shoots which are brittle and mild in flavor. Seeds may be sown as late as August or September. Very hardy and will withstand Winter better than any variety of white bunch onion.

### MAMMOTH SILVER KING

**100 Days**—An Italian variety and the mildest, largest and most attractive of this type. Bulbs deep-flat, beautiful silvery white; flesh tender, sweet and really a delicately flavored mild onion.

### ONION SEED

	Pkt.	½ Oz.	Oz.	¼ Lb.	Lb.
Southport White Globe..	\$0.10	\$0.15	\$0.25	\$0.80	\$2.75
White Silverskin or Portugal .....	.10	.15	.25	.70	2.25
Early White Barletta ....	.10	.15	.25	.70	2.25
Hardy White Bunching..	.10	.15	.25	.70	2.25
Mammoth Silver King...	.10	.15	.25	.70	2.25
Extra Early White Pearl.	.10	.15	.25	.70	2.25

### EXTRA EARLY WHITE PEARL

**90 Days**—Beside being largely used for pickling and sometimes for early green onions, it is one of the best varieties for the South. Very early, almost transparent as a pearl, the bulbs are small, flat, pure white and of a mild and pleasant sweet flavor.



# Onion Seed—Red Sorts

## SOUTHPORT RED GLOBE

115 Days—This is the finest red onion to grow, having the same characteristics as the Southport Yellow Globe except color. The skin is a shiny deep purplish red; flesh white with a faint pink tint. It is late ripening and an excellent keeper. When red onions are preferred, try this variety.

## LARGE RED WETHERSFIELD

100 Days—This is one of the best known standard varieties and is used either for producing large onions the same season or for producing sets. Productive and a fine keeper. Bulbs when mature are medium large, true flat on bottom and slightly sloping on top; purplish red skin. Flesh slightly flushed with pink, fine-grained, firm and a rather strong flavor.



Southport Red Globe Onion

# Bermuda Onion Seed *Genuine Teneriffe Grown*

WE MAKE a specialty of growing and importing the Bermuda types of Onion Seed from Teneriffe, in the Canary Islands, where the best Bermuda Onion Seed in the world is produced. Our strain is absolutely pure. These varieties of onions are very extensively raised in Southern California, Texas and other Southern States where thousands of carloads are annually grown for shipment to Northern markets. If growing for onions or plants it is important to secure reliable seed; our imported Teneriffe Grown is the very finest strain.

## CRYSTAL WHITE WAX

95 Days—This variety is very popular in the South, especially with the onion growers of Texas for shipping to Northern markets. An absolutely pure white onion of a beautiful waxy appearance, the sweetest and mildest of all the Bermuda Onions. It is not a keeping variety, but is early and in great demand for immediate use. Bulbs very flat, medium sized, with thin skin. It is very fine for slicing, the color being so clear and pure.

## YELLOW BERMUDA

95 Days—Before the introduction of the Crystal White Wax this variety was called White Bermuda. In appearance it is really a light straw color or pale yellow. The plants are extremely thin-necked, insuring even and early ripening. A very profitable sort for market gardeners and shippers. The sweetest and mildest of all onions. Bulbs flat, medium sized; flesh nearly white and coarse.

## RED BERMUDA

95 Days—This is the most popular variety for home and market use, a well-known standard for early shipping. The skin is waxy, loose and rubs off easily. Bulbs flat, medium-sized, solid, not a definite red, but a purplish red. Flesh pinkish white, mild and sweet.



Crystal White Wax Onion

## ONION SEED—RED SORTS

	Pkt.	1/2 Oz.	Oz.	1/4 Lb.	Lb.
Southport Red Globe . . . . .	\$0.10	\$0.15	\$0.25	\$0.70	\$2.25
Large Red Wethersfield . . . . .	.10	.15	.25	.70	2.25

## BERMUDA ONION SEED

Crystal White Wax . . . . .	.10	.15	.30	.90	3.00
Yellow Bermuda . . . . .	.10	.15	.25	.75	2.50
Red Bermuda . . . . .	.10	.15	.25	.75	2.50

*Write for Special Prices  
on Larger Quantities of  
Onion Seed than Quoted.*



# Parsley

**P**ARSLEY takes up little room in the garden. It is valuable for garnishing and flavoring.

*½ Oz. per 100 Ft.; 3 Lbs. per Acre*



**Buist's Garnishing Parsley**

**Culture**—Sow the seed early in the Spring thickly in rows 1 ft. apart, ½ ins. deep pressing the soil firmly and thin to stand 4 to 6 ins. apart in the row. Do not be disheartened if the plants do not appear within a month, because the seed is very slow to germinate. The seed will germinate more quickly if soaked a few hours in warm water before sowing. The leaves are ready to cut when 3 ins. high, every cutting improving the quality. For Winter use protect in a frame.

### BUIST'S GARNISHING

**70 Days**—This is the most salable of all varieties noted for its strong growth, dwarf habit and beautifully curled, finely cut, emerald green leaves. It stands the Winter well, makes an attractive bunch and is a favorite.

Highly recommended for market gardeners.

## Parsnip

*1 Oz. per 100 Ft.;  
4 Lbs. per Acre*

**A**FALL and Winter vegetable. They are delicious boiled, then split and browned in butter. Beside being popular for table use, they are suitable for stock feeding.

**Culture**—They do well in deep, loose, rich soil, taking caution not to plant in stony soil and raw manure as they are likely to produce divided roots. Sow in the Spring as soon as weather permits in rows ½ in. deep, 1½ ft. to 2 ft. apart and when plants are large enough thin out to 4 ins. apart in the row. The seed is slow to sprout and requires abundant moisture. Cultivate throughout the growing season and keep the ground moist if possible. The sweetness of parsnips is improved by frost. The hardy roots can remain in the ground all Winter, digging them during a thaw as needed, or they may be stored in a cool cellar.

### DARK MOSS CURLED

**70 Days**—A beautiful compact plant with finely cut and tightly curled, dark green leaves that look like moss. Excellent for garnishing.

### DOUBLE CURLED

**70 Days**—The significance of the name distinguishing Double Curled from the Single variety makes this the popular choice for home and market gardeners. It is a very desirable variety, quite dwarf with curly, finely cut, dark green leaves. Stands the Winter well and retains its color the entire season.

### PLAIN OR SINGLE

**60 Days**—Also called Italian Parsley. A very hardy and prolific variety with dark green deeply cut, flat leaves but not curled and strong in flavor. Foliage excellent for soup or pot herb bunches.

### HAMBURG ROOTED OR GERMAN

**90 Days**—Single leaves with long, slim, tapering roots resembling small parsnips in shape and color. Roots are used for flavoring soups and stews.



**Sugar or Hollow Crown Parsnip**

### SUGAR OR HOLLOW CROWN

**95 Days**—This is the standard, the best and most popular variety for home and market gardeners. Truckers are satisfied that our parsnip is as fine as can be bought anywhere. Roots 12 to 14 ins. long, 2½ to 3 ins. thick at shoulder, hollow crowned, uniformly tapering to a small root. Handsome in appearance with smooth, clean, white skin and a much desired small core which helps to make them tender when cooked. For fancy marketable size roots pull when the shape is intermediate, a length of 8 to 10 ins.

### PARSLEY

	Pkt.	Oz.	¼ Lb.	Lb.
Buist's Garnishing	\$.05	\$0.10	\$0.30	\$0.90
Dark Moss Curled	.05	.10	.25	.75
Double Curled	.05	.10	.25	.75
Plain or Single	.05	.10	.25	.75
Hamburg Rooted or German	.05	.10	.25	.75

### PARSNIP

Sugar or Hollow Crown	.05	.10	.25	.75
-----------------------	-----	-----	-----	-----





**2 Lbs.  
per 100 Ft.;  
2 Bus. per Acre**

**Culture** — Prepare well-enriched soil and plant in rows 2 to 3 ft. apart, 1 to 2 ins. deep and 1 to 2 ins. apart in the row. The hardier, smooth-seeded peas, such as Buist's Extra Early Morning Star, will stand freezing weather without rotting in cold ground and may be planted as early in the Spring as the ground can be worked. Follow with the wrinkled seeded sorts which are not as hardy and have a tendency to rot if the ground is too cold and wet. Plant several varieties which will mature one after another; also make successive plantings every week to the end of Spring. Peas are a cool weather crop and require plenty of moisture. Discontinue plantings after the middle of May until the middle of August when an extra early sort can be sown. Truckers never stake peas, but it is best for the home gardener to supply brush or supports for the tall growing varieties. Cultivate until the vine interferes with the work.

## **BUIST'S EXTRA EARLY MORNING STAR**

*The Earliest Pea of All*

**Ready for Picking in 52 Days**

*Pecks and over are put up in lead-sealed Sacks.*

Buist's Morning Star Peas have always maintained a very high reputation with gardeners: They are much earlier, hardier, more productive and withstand greater changes of weather than any other variety. Their fine quality excels in purity, made possible by our selecting and re-selecting the seed stock for a number of years. They are, without a doubt, the Earliest Pea on the market, and are entirely free from runners never requiring sticking. They ripen so uniformly that the entire crop can be taken off in two pickings.

The vines are light green, 24 to 30 ins. tall. Pods light green, 2½ ins. long, blunt, plump, contain 6 to 7 small peas, sweet and tender. A smooth seeded variety.

**Pkt., 10c; lb., 30c; 2 lbs., 55c; 7½ lbs., \$1.65; 15 lbs., \$2.75**

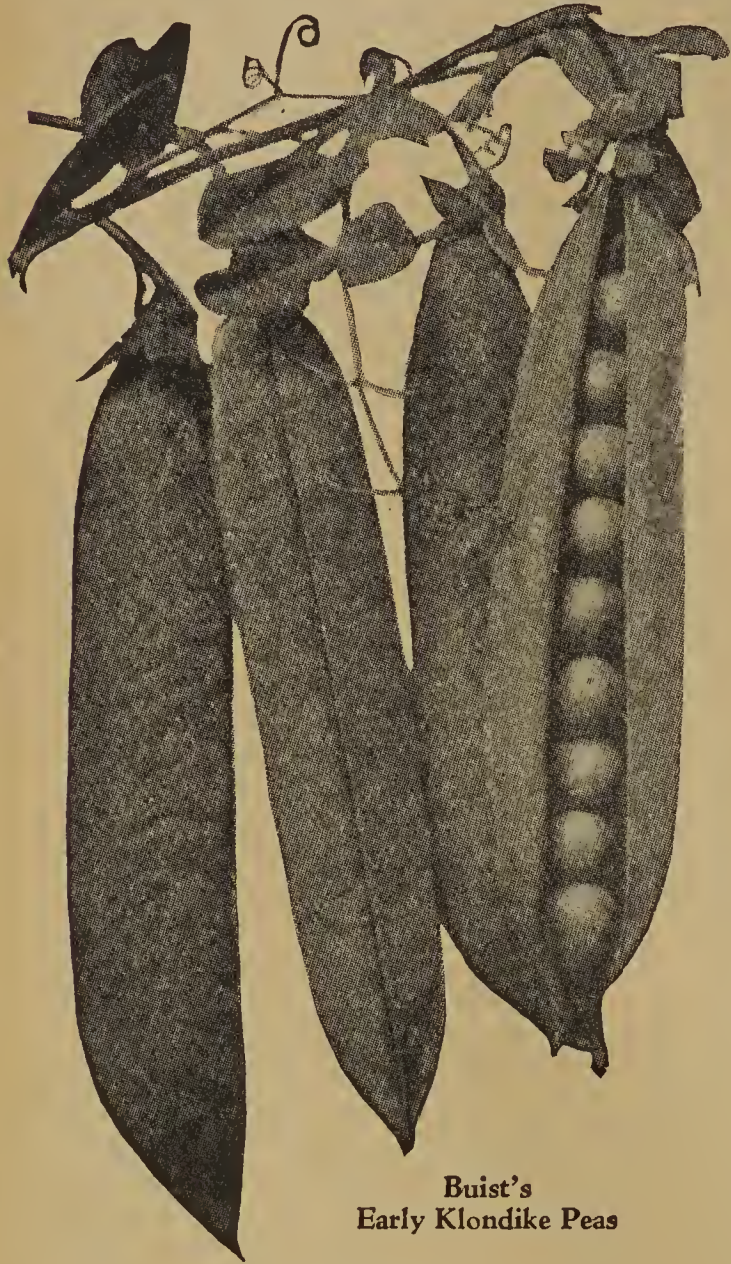


# Buist's Garden Peas

*Produce Delicious Fresh Green Peas of the Best Quality*

**First Early, Hardy, Smooth-Seeded Varieties**

**O**UR own grown Peas are produced from the best stock seed raised from individual plant selection. Buist's growing stations located in the Northwest on irrigated land of high elevation make the hardiest and finest seed you can buy.



Buist's  
Early Klondike Peas

## ALASKA

**55 Days**—An extremely early variety well known with home gardeners and the standard among canners. Seed is bluish in color. Vines light green, 30 ins. tall. Pods light green, 2½ ins. long, round, blunt, straight and contain 6 to 8 small peas of tender quality.

### PEAS

	Pkt.	Lb.	2 Lbs.	10 Lbs.
Alaska .....	\$.10	\$.25	\$.45	\$1.80
Buist's Early Klondike .....	.10	.25	.45	1.80
Early Bird or Laxton's Superb .	.10	.25	.45	1.80
Improved Pilot ...	.10	.25	.45	1.80
Large Podded Alaska .....	.10	.25	.45	1.80
Ameer or Claudit..	.10	.25	.45	1.80

## BUIST'S EARLY KLONDIKE

**60 Days**—The distinctive merit of this variety is its great hardiness combined with exceptional quality and productiveness. It can be planted earlier as it will stand severe changes of weather without rotting in the cold ground. Vines medium green, 30 ins. tall, producing a tremendous crop of long, dark green pods filled with peas of fine quality.

## EARLY BIRD OR LAXTON'S SUPERB

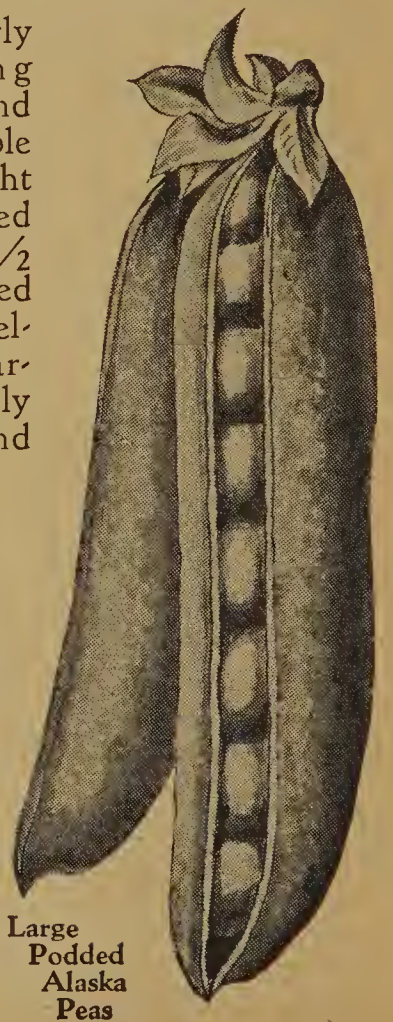
**60 Days**—Do not overlook the important advantages of this variety which we recommend for home use and as a money maker for the trucker. It is the earliest large-podded dwarf variety, very resistant to cold, wet weather. For a marketable pea it is attractive and uniform in size. Vines light green, 18 to 20 ins. tall, very productive. Pods dark green, 4 ins. long, curved, pointed and contain 9 to 10 large, tender peas of fine quality.

## IMPROVED PILOT

**62 Days**—A very profitable pea for market gardeners and shippers. A vigorous grower, standing severe changes of weather and can be planted soon as the ground can be broken. Vines medium green, 30 ins. tall, loaded with well-filled pods dark green in color, 4 ins. long, broad, pointed, straight and contain 8 to 9 fine, large peas.

## LARGE PODDED ALASKA

**63 Days**—An extra early variety resembling Alaska, but the peas and pods are almost double the size. Vines light green, 36 ins. tall, loaded with well-filled pods, 3½ ins. long, slightly curved and pointed. An excellent hardy pea for market or home use; highly productive, tender and sweet.



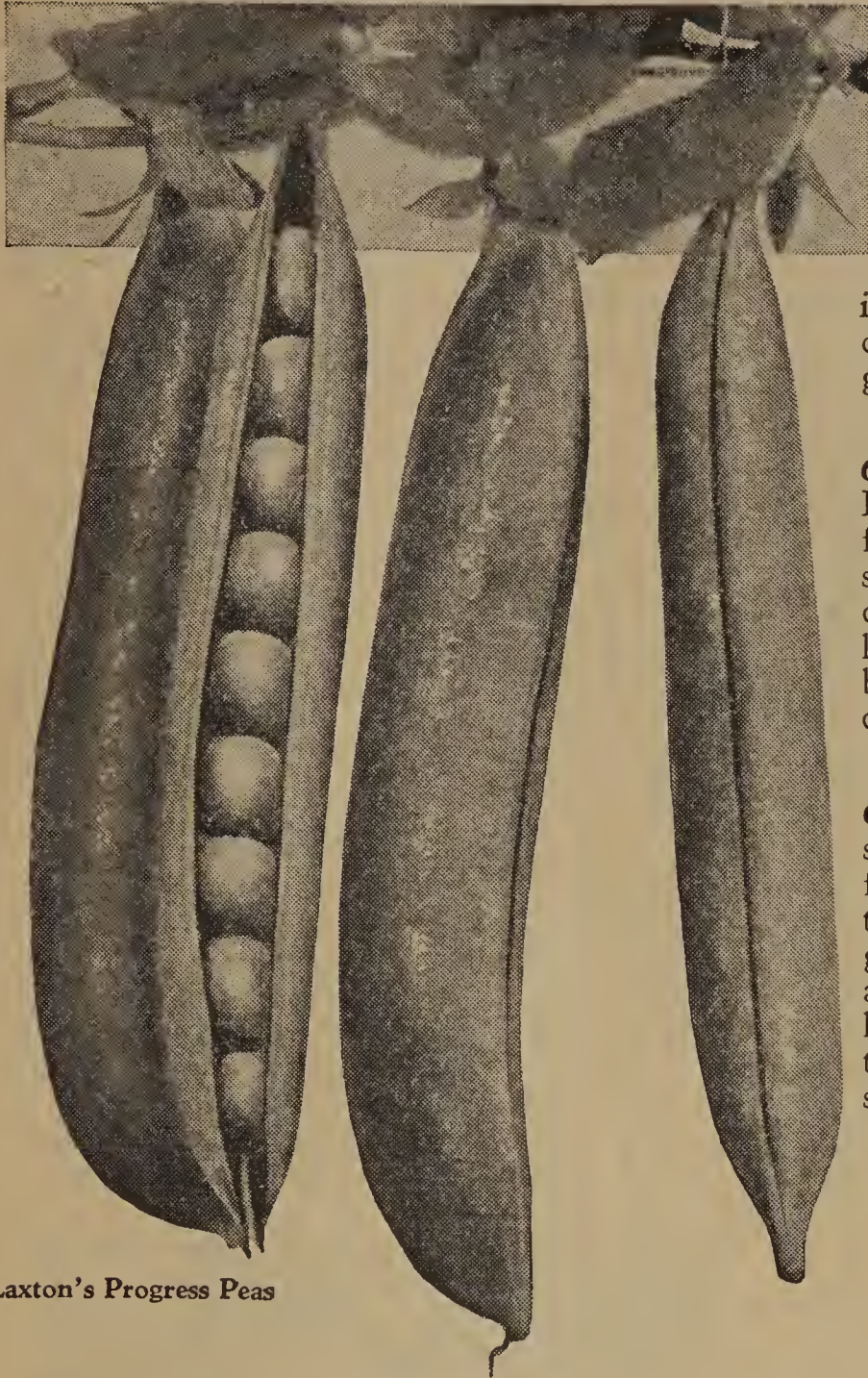
Large  
Podded  
Alaska  
Peas

## AMEER OR CLAUDIT

**63 Days**—A popular pea with gardeners for early planting. Vines medium green, 36 ins. tall, a heavy cropper. Pods green, 3½ ins. long, somewhat curved, pointed and contain 7 to 8 peas of fine flavor.



# Buist's Wrinkled-Seeded Early Peas



Laxton's Progress Peas

## LAXTON'S PROGRESS

**60 Days**—This attractive pea has every requisite to satisfy the home and market gardener. Shippers to distant markets demand peas of the Laxtonian family. The Laxton's Progress belongs to that family, but the improvement is so noticeable that the pea is in great demand by all pea growers. It is a trifle earlier, a heavier yielder and a large podded-type averaging one more pea than Laxtonian. Vines medium dark green, dwarf, 16 to 18 ins. high, foliage heavy. Pods handsome, dark green, uniform in size,  $\frac{7}{8}$  in. wide,  $4\frac{1}{2}$  ins. long, slightly curved and contain 7 to 9 extra large, tender peas of delicious flavor.

## NOTT'S EXCELSIOR

**62 Days**—An early, dwarf variety very desirable for the home garden. Vines dark green, 16 ins. tall bearing light green pods 3 ins. long, round, with blunt ends and contains 6 medium sized, tender peas.

## PREMIUM GEM

**64 Days**—An improved Little Gem recommended as a valuable home garden variety. Vines very productive, dark green, 18 ins. tall. Pods light green,  $2\frac{3}{4}$  ins. long, filled with 6 to 7 peas of fine quality.

## LAXTONIAN

**62 Days**—This pea is well known and always a leader for home gardeners, truckers and for shipping. Our strain of this early, dwarf, large podded variety is exceptionally fine. Vines dark green, large foliage, 18 ins. tall. Pods dark green, broad, 4 ins. long, somewhat curved, pointed and contain 7 to 8 large, sweet luscious dark green peas.

## HUNDRED FOLD

**63 Days**—This handsome pea of the Laxtonian type is highly recommended for home and market gardens and for shipping. A large podded variety on dwarf vines 18 ins. tall, wonderfully prolific. Bears dark green pods 4 ins. long, broad and pointed, containing 8 large dark green peas of delicious flavor.

## BLUE BANTAM

**64 Days**—A very fine, dwarf, dark green strain of the Laxtonian type maturing a few days later. Gardeners in many sections prefer this pea to any other. Strong growing vines 18 ins. high, bearing an abundance of dark green pods 4 ins. long, broad, straight, pointed and contain 8 very large, deep green peas of superb quality.

## PETER PAN

**62 Days**—One of the finest large-podded, dwarf peas in the Laxtonian class. A profitable pea for home or market garden. Vines 18 ins. high, bearing attractive pods  $3\frac{3}{4}$  ins. long, very broad, straight and pointed; contain large well filled peas of the finest quality.

## AMERICAN WONDER

**60 Days**—One of the oldest and most popular extra early wrinkled peas especially adapted for home gardens. Vines dark green, dwarf, 14 ins. high and very productive. Pods light green, 3 ins. long, firm, plump, straight, blunt-ended and well filled with 6 medium sized tender peas of sweet and delicious flavor.

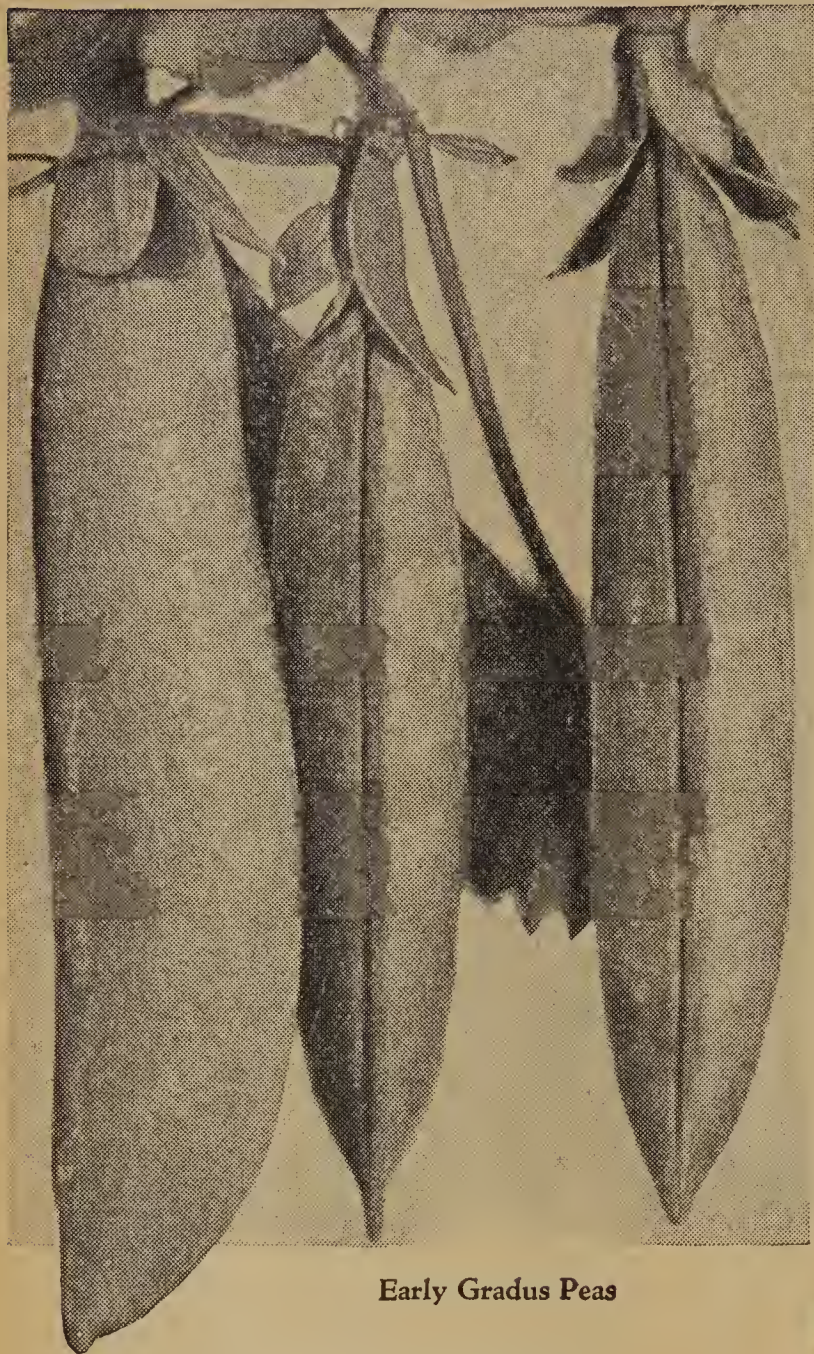
*If BEANS, PEAS or CORN are ordered by MAIL, please add postage to cover COST of PARCEL POST. See zone rate on page 2.*

## PEAS

	Pkt.	Lb.	2 Lbs.	10 Lbs.
Laxton's Progress..	\$.10	\$.25	\$.45	\$1.80
Nott's Excelsior ..	.10	.25	.45	1.80
Premium Gem ....	.10	.25	.45	1.80
Laxtonian .....	.10	.25	.45	1.80
Hundred Fold ....	.10	.25	.45	1.80
Blue Bantam .....	.10	.25	.45	1.80
Peter Pan .....	.10	.25	.45	1.80
American Wonder. .	.10	.25	.45	1.80



# Buist's Wrinkled-Seeded Early Peas



Early Gradus Peas

## EARLY GRADUS

**65 Days**—This is an outstanding pea in popularity always reliable and famous for its fine qualities. It is exceptionally hardy and used extensively for home gardeners, truckers and for shipping. Vines light green, stocky, 36 ins. tall, producing medium green pods 4 ins. long, broad, plump, pointed and contain 8 to 10 peas as sweet and tender as any variety could be.

## WORLD'S RECORD

**61 Days**—A strain of Gradus but ready for picking about 4 days earlier. Exceedingly hardy and one of the best for gardeners and first early markets. Vines are vigorous and very productive, 30 ins. high. Pods dark green, 4 ins. long, broad, pointed, plump and well filled with handsome, large, tender peas of excellent quality.

## PEAS

	Pkt.	Lb.	2 Lbs.	10 Lbs.
Early Gradus . . . . .	\$0.10	\$0.25	\$0.45	\$1.80
World's Record . . . . .	.10	.25	.45	1.80
Buist's Early Wonder . . . . .	.10	.25	.45	1.80
Thomas Laxton . . . . .	.10	.25	.45	1.80
Little Marvel . . . . .	.10	.25	.45	1.80

## BUIST'S EARLY WONDER

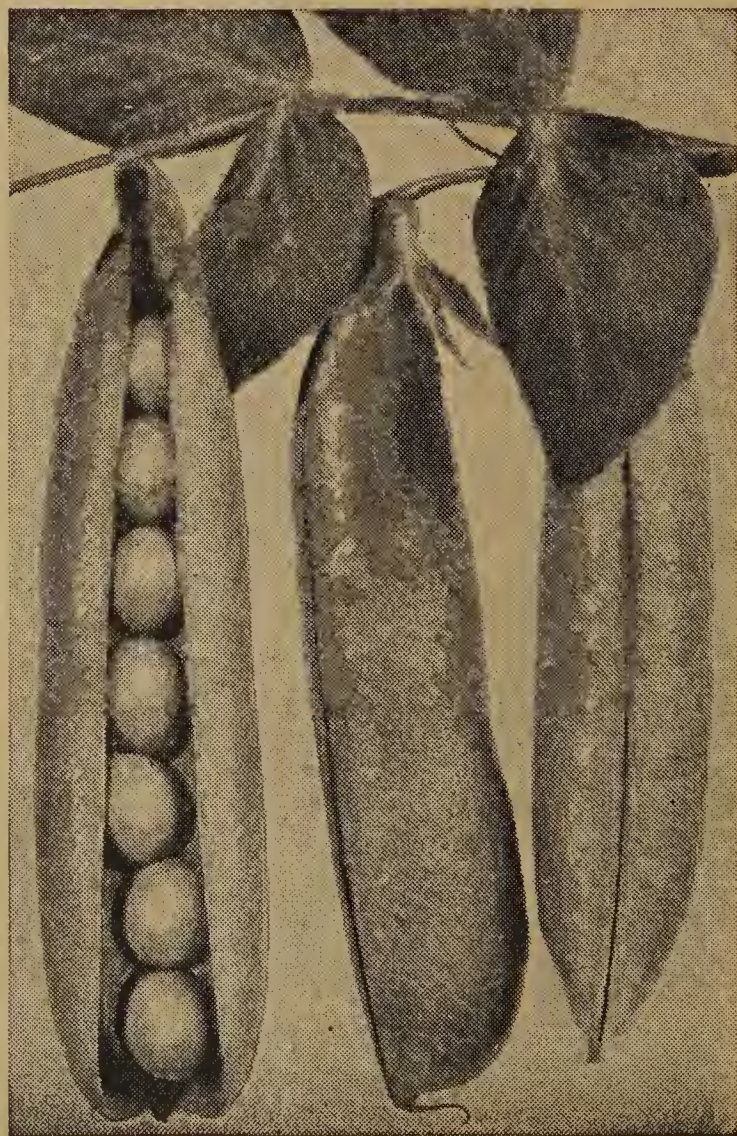
**58 Days**—Many enthusiastic customers describe Buist's Early Wonder as a remarkable pea, yielding an abundance of large pods on so dwarf a vine that a blindfolded person can pick them. It is the finest first early wrinkled pea that we offer to home and market gardeners. Vines grow only 18 ins. high with attractive, heavy, rich green foliage. Pods dark green, broad, 4½ ins. long and tightly filled with 8 to 9 large dark green peas of a delicious sweet flavor.

## THOMAS LAXTON

**63 Days**—Sweetness and delicacy of flavor has popularized this early variety among home gardeners, truckers, shippers and canners. They all know and use this quality pea. Vines medium green, vigorous, 30 to 36 ins. tall. Pods dark green, 3½ to 4 ins. long, broad, plump, straight with square ends and contain 7 to 8 large, tender peas of good quality.

## LITTLE MARVEL

**62 Days**—A delicacy of sweetness. Always popular, having outstanding qualities. It is early, hardy, a heavy yielder and remains in prime picking condition longer than most sorts. Vines dark green, dwarf, 18 ins. high. Pods dark green, 3 ins. long, nearly round, square-ended, filled with 7 to 8 peas which are dark green, appetizing in appearance, very tender and sugary.



Thomas Laxton Peas



## BUIST'S IMPROVED TELEPHONE

**74 Days**—This standard variety is the popular choice of the tall, late peas. Our strain is dark podded and unsurpassed in size and appearance. Always a big demand for Buist's Improved Telephones among home gardeners, truckers and shippers. Large dark green leaves on vigorous vines 4 ft. high bearing an extraordinary crop. Pods rich, dark green, 5 to 5½ ins. long, broad, plump, straight, pointed and filled with 8 to 9 mammoth peas of excellent flavor.

## PRINCE EDWARD

**75 Days**—Market gardeners like the splendid shipping qualities, the appearance of the large dark pods and the sweetness of the pea. Vines coarse, dark green, 4 to 4½ ft. high, vigorous and strong. A heavy cropper of dark green pods 5 ins. long, straight and thick, filled with 8 to 9 immense peas.

## ALDERMAN

**75 Days**—A splendid large podded variety of the Telephone class unsurpassed for home and market gardeners and for long distance shipping. Vines productive, vigorous, 4 ft. high. Pods rich, dark green, 5 to 5½ ins. long, very broad, plump, straight with tapered end and contain 8 to 9 peas of the largest size and finest quality.

## IMPERATOR

**74 Days**—We recommend this heavy yielding, large podded late pea for home and market gardeners. The quality is superb, rich, and sweet. Vines sturdy, dark green, 4½ ft. high bearing dark green pods 5½ ins. long, broad, thick, straight and pointed containing 8 to 9 mammoth peas.

## DWARF TELEPHONE OR DAISY

**78 Days**—A standard pea well liked for home and market gardeners and for shipping. A suitable variety to follow the early sorts in the home garden. Vines light green, 24 ins. tall, stocky, bearing an abundance of light green pods, 4½ ins. long, broad, straight and pointed containing 8 to 9 peas of fine quality.

## POTLATCH

### OR IMPROVED STRATAGEM

**80 Days**—In selecting your main crop peas do not overlook this famous variety. Vines dark green, 30 ins. tall, of strong, robust branching habit requiring but slight support. An enormous cropper of immense, handsome, dark green pods, 4½ ins. long, 7/8 in. wide, nearly round, straight and pointed, containing 8 to 10 delicious peas.

## Smooth-Seeded Late Varieties

### LARGE WHITE MARROWFAT

**75 Days**—A popular well-known variety in the South used for home gardens. It is a strong grower, very hardy and will outyield all other varieties on poor ground. Vines light green, 5 ft. tall. Pods light green, 3 to 3½ ins. long, very plump, straight and contain peas of a rich marrowy flavor.

## Edible Pods

**T**HE brittle, tender pods and round peas within are prepared and cooked the same as String Beans.

### MAMMOTH LUSCIOUS SUGAR

**74 Days**—Excels all other sugar peas in size, productiveness and quality. Vines light green, coarse, 5 ft. high, blossoms purple. Pods fleshy and stringless, light green in color, 5 ins. long, broad, straight, blunt ended and indented containing 8 peas. Seeds large, mottled gray.

### MAMMOTH MELTING SUGAR

**74 Days**—A well known large podded edible variety. Vines light green, coarse, 5 ft. high. Pods fleshy and stringless, light in color, long, often curved or twisted, broad blunt, indented and contains 7 peas. Seeds large, smooth and white.

### DWARF GRAY SUGAR

**68 Days**—A prolific dwarf variety with slender vines, 24 ins. high, blossoming purple. Pods light green, 3 ins. long, curved, semi-pointed and indented. Seeds small, mottled gray.

### DWARF WHITE SUGAR

**68 Days**—A small podded, productive variety with slender vines, 28 ins. high. Pods light green, 2½ ins. long, curved or straight, semi-pointed, tightly filled with peas.

## PEAS

	Pkt.	Lb.	2 Lbs.	10 Lbs.
Buist's Improved Telephone . . . . .	\$0.10	\$0.25	\$0.45	\$1.80
Prince Edward . . . . .	.10	.25	.45	1.80
Alderman . . . . .	.10	.25	.45	1.80
Imperator . . . . .	.10	.25	.45	1.80
Dwarf Telephone or Daisy . . . . .	.10	.25	.45	1.80
Potlatch or Improved				
Stratagem . . . . .	.10	.25	.45	1.80
Large White Marrowfat . . . . .	.10	.25	.45	1.80
Mammoth Luscious Sugar . . . . .	.10	.30	.55	2.10
Mammoth Melting Sugar . . . . .	.10	.35	.60	2.30
Dwarf Gray Sugar . . . . .	.10	.30	.50	2.00
Dwarf White Sugar . . . . .	.10	.30	.50	2.00

*Write for Special Prices on Larger Quantities than Quoted.*



# Buist's Sweet Peppers

**S**WEET PEPPERS are large, thick-fleshed and pleasantly mild in flavor. They are a very popular vegetable used in salads, for stuffing and for tasty combinations mixed with other vegetables and with meats.



World  
Beater  
Pepper

1 Oz. for 1,000 Plants; 3 Oz. per Acre

**Culture**—They require a warm temperature to germinate and the cultural requirements are the same as for Egg Plant described on Page 35. When the ground is warm, about corn planting time, transplant the peppers in rows 2½ ft. apart in the row. They are very easy to grow, thriving in rich, well-prepared soil frequently cultivated. They will bear in abundance up to the first killing frost. Sweet and hot peppers will mix; be careful in planting.

## CALIFORNIA WONDER

**75 Days from Plants**—A popular pepper throughout the United States possessing qualities that make it ideal for stuffing or salads. The thickness of flesh, often measuring ¾ of an in., unknown in any variety of pepper, is one of the points of excellence. In addition, it is firm, crisp, juicy, sweet and mild without a trace of pungency. Plants upright and prolific. Fruits 4-lobed, 4 x 4½ ins., very attractive, smooth, uniform, very heavy and deep green changing to bright crimson at maturity.

## WORLD BEATER

**75 Days from Plants**—This is a leading favorite with market gardeners and shippers all over, particularly so in the South. It combines the size of the Chinese Giant and the attractive shape and color of the Ruby King. Plants sturdy, erect and very productive. Fruits 4-lobed, 3½ x 5 ins., glossy and smooth, deep green when young changing to bright scarlet when ripe. Flesh unusually thick, mild and sweet.

## CHINESE GIANT

**80 Days from Plants**—This is the largest mild pepper ever developed, measuring 4 to 5 ins. in diameter and of equal length. It is deliciously sweet and an ideal home garden variety. Plants dwarf, stocky and thickly set with enormous, unusually shaped, but attractive fruits that are chunky, twisted, slightly crumpled and square ended; color rich, bright green changing to a scarlet red when ripe. Flesh thick and tender.

## HARRIS' EARLY GIANT

**63 Days from Plants**—The earliest of all large peppers and a very valuable variety for market gardeners in the North. Plant dwarf, erect and a heavy yielder. Fruits block-shape, 3½ x 4 ins., slightly tapered, 3-lobed, dark green changing to red when ripe. Flesh sweet and mild.

## BELL OR BULL NOSE—SWEET

**60 Days from Plants**—An early, prolific, standard variety with blunt fruits 2¾ x 3 ins. deep green changing to scarlet; flesh thick and mild in flavor.

## EARLY NEAPOLITAN

**60 Days from Plants**—A first early prolific variety valuable for home and market gardeners. Fruits grow upright, 2 x 4 ins., 3-lobed, yellowish-green changing to bright red. Flesh mild and sweet.

## SWEET PEPPERS

	Pkt.	½ Oz.	Oz.	¼ Lb.	Lb.
California Wonder . . . . .	\$0.10	\$0.15	\$0.30	\$1.00	\$3.50
World Beater . . . . .	.10	.15	.30	.90	3.00
Chinese Giant . . . . .	.10	.20	.40	1.25	4.50
Harris' Early Giant . . . . .	.10	.15	.30	.90	3.00
Bell or Bull Nose—Sweet . . . . .	.10	.15	.25	.80	2.75
Early Neapolitan . . . . .	.10	.15	.25	.80	2.75



# Buist's Sweet Peppers

## RUBY KING

**70 Days from Plants**—A reliable standard variety for home, market garden and shipping. Plants erect, vigorous and very productive. Fruits 3 x 5 ins., tapering, dark green turning to red. Flesh crisp, tender, and very mild and pleasant to the taste.

## SPECIAL RUBY KING

**68 Days from Plants**—A special strain retaining all the good quality of the older type, but bred to produce larger, better shaped, more uniform fruits. It packs well and is a dandy variety to grow for early market or shipping. The fruits are 3 to 4 ins. in width and 5 to 6 ins. in length with broad lobes tapering to three points, dark green changing red. Flesh exceptionally thick, tender, sweet and mild.

## SUNNYBROOK

**73 Days from Plants**—A small, flattened, tomato-shaped pepper. Plants compact, and loaded with clusters of beautiful peppers. Fruits borne upright, 2 x 3 ins., deep green changing to a glossy, deep red. Flesh thick, juicy and sweet.

## BUIST'S SELECTED RUBY GIANT

**75 Days from Plants**—Our strain of this handsome pepper runs true and uniform and well merits the compliments of market gardeners and shippers to be the finest on the market. Plants strong, erect and productive. Fruits large, 3½ x 5 ins., slightly tapered, 4-lobed, dark green turning to bright red at maturity. Flesh thick, mild and sweet. Splendid for stuffing. An excellent shipper.

## PIMIENTO

**73 Days from Plants**—The sweetest variety. Used extensively by canners, it is also desirable for home use in salads and for stuffed peppers. Plants tall and productive. Fruits heart-shaped, 2½ x 3½ ins., very smooth, tapering to a single point, dark green turning to crimson. Flesh very thick and mild.

## GOLDEN QUEEN

**78 Days from Plants**—A very attractive yellow pepper, sweet and mild in flavor. Fruits 3-lobed, 3½ x 4 ins., tapered, dark green changing to a beautiful golden color.

# Hot Peppers

**HOT PEPPERS** are usually small, the smaller the hotter. They are used for seasoning pickles, relishes, etc., and in vinegar as a pungent appetizer.

## HOT BELL OR BULL NOSE

**60 Days from Plants**—This is the hot Bull Nose, identical in shape as the sweet variety, but with a pungent taste.

## LONG RED CAYENNE

**70 Days from Plants**—The most popular hot variety used for canning, pickles and drying. Plants large with fruits borne in great abundance, ½ to 4 ins., tapering to a point, twisted and deep green changing to red.

## TABASCO "HOTTEST OF ALL"

**90 Days from Plants**—The well known Tabasco Sauce is made from this variety. Plants producing numerous small, slender fruits ¾ x 1 in. Greenish-yellow changing to scarlet-red; extremely hot and fiery in flavor.

## ANAHEIM CHILI

**80 Days from Plants**—A long hot pepper used for canning and drying. Fruits 1 x 6 ins., tapering gradually. Green turning to scarlet.

## RED CHILI

**82 Days from Plants**—A hot variety used for seasoning and pepper sauce. Plants productive bearing erect small, conical fruits ½ x 2½ ins. Yellowish green changing to red.

## LONG HOT OR FINGER

**80 Days from Plants**—A thick-meated, very hot variety. Fruits 1½ x 6 ins. tapering to a point. Green changing to scarlet.

## LARGE RED CHERRY

**85 Days from Plants**—A very hot variety used for seasoning and pickling. Fruits 1½ ins. in diameter, solid and smooth, dark green changing to deep scarlet.

## SMALL RED CHERRY

**82 Days from Plants**—Smaller fruits than the Large Red Cherry, averaging 1 ins. in diameter.

## SWEET PEPPERS—Continued

	Pkt.	½ Oz.	Oz.	¼ Lb.	Lb.
Ruby King . . . . .	\$0.10	\$0.15	0\$.30	\$0.90	\$3.00
Special Ruby King . . . . .	.10	.15	.30	.90	3.00
Sunnybrook . . . . .	.10	.15	.30	.90	3.00
Buist's Selected					
Ruby Giant . . . . .	.10	.15	.30	.90	3.00
Pimiento . . . . .	.10	.15	.25	.80	2.75
Golden Queen . . . . .	.10	.20	.35	1.15	4.00

## HOT PEPPERS

Hot Bell or Bull					
Nose . . . . .	.10	.15	.25	.80	2.75
Long Red Cayenne . . . . .	.10	.15	.30	.90	3.00
Tabasco "Hottest of All" . . . . .	.10	.20	.35	1.15	4.00
Anaheim Chili . . . . .	.10	.15	.30	.90	3.00
Red Chili . . . . .	.10	.15	.30	1.00	3.50
Long Hot or Finger . . . . .	.10	.15	.30	.90	3.00
Large Red Cherry . . . . .	.10	.15	.30	.90	3.00
Small Red Cherry . . . . .	.10	.15	.30	1.00	3.50



# Buist's Selected Seed Potatoes



Irish Cobbler Potatoes

$\frac{1}{2}$  Peck ( $7\frac{1}{2}$  Lbs.) per 100 Ft.;  
10 Bus. per Acre

**Culture**—The most important vegetable of all. Potatoes will grow in any good soil. Cut the tubers to 1 or 2 eyes. Plant in rows 3 ft. apart, 3 ins. deep and 15 ins. apart in the row. Cultivate frequently and thoroughly. The early varieties mature in 80 to 100 days, the main crop varieties up to 140 days. Dig when the foliage turns yellow.

## IRISH COBBLER

An early, heavy cropper, the most profitable to grow for early market. They produce good sized potatoes, nearly round, all of marketable size and of excellent quality. A splendid keeper and we recommend it highly. Skin is yellowish white, thin and smooth.

## BUIST'S EARLY SUNRISE

A variety possessing extreme earliness and great productiveness, bearing potatoes ready for the table in 52 days from time of planting. A fine keeper and a splendid variety for the home garden. Tubers are oblong, large, solid, uniform and handsome. Pinkish skin.

## HOULTON EARLY ROSE

The Houlton stock of Early Rose when strictly pure is regarded as the earliest and most desirable stock for planting. They are from Houlton, Maine. Tubers are large and long, of perfect form, skin thin, light pink.

## SPAULDING'S No. 4 ROSE

An especially desirable potato for growers and shippers. Similar to the Early Rose except that it is smoother, larger and somewhat flatter; a trifle later and a better shipping variety.

## BLISS EARLY RED TRIUMPH

An extra early variety, medium size, round and uniform in shape with eyes slightly depressed. Skin a beautiful light red.

## GREEN MOUNTAIN

This is the most popular late variety. Thrives in any soil and all localities. A great cropper and a large attractive potato; broad oval in shape with small shallow eyes. We highly recommend this splendid Winter keeper.

## RUSSETS

A reliable late variety, strong grower and heavy cropper and popular for its disease-resistant qualities. Tubers are uniform in size, large, oblong and rather flattened. Skin an attractive russet and smooth. A dependable Winter keeper.

## STATE OF MAINE

One of the very best varieties for Fall or to put away for Winter and Spring use. A good cropper, medium early, of fine quality and attractive appearance. Tubers large, oval, slightly flattened.

## JERSEY RED SKIN

**Not ready for shipment until after June 1st.** A variety that is very popular with the farmers of South Jersey for late planting. They are planted late in June and early July and never fail to make a crop. A strong grower, very productive and not subject to blight. Light frosts help to hasten the development of the tubers. Never dig until very late Fall. Tubers medium size, oblong; skin red and smooth; flesh white, dry and very mellow.

## Maine Grown Seed Potatoes

The Potato market is unsettled at the time this catalog goes to press and we are unable to name prices. Kindly write stating kind and quantity wanted and we will be pleased to quote by letter.

**NOTE:** Potatoes are ready for shipment about March 1st. If small quantities are wanted by mail, please add postage to cover cost of parcel post. Larger quantities are forwarded by express or freight f.o.b. Phila. 1 peck weighs 15 lbs., bus. 60 lbs., sack 150 lbs.



# Plant Pumpkins

1 Oz. to 25 Hills; 4 Lbs. per Acre

**Culture**—Sow in May or June in warm, rich soil. A good time and location is to plant in the cornfield when you plant corn. Plant in hills 1 in. deep, 6 to 8 ft. apart each way or further, as the vines like plenty of room to ramble. When the plants appear above the ground, dust with air-slacked lime or land plaster mixed with dry soil to control the striped beetle. It is best to avoid planting near other vegetable vines or pumpkin varieties.

### MAMMOTH KING OR JUMBO

**120 Days**—This is the largest pumpkin grown used for decorating stores around Hal- lowe'en and Thanksgiving and for exhibiting at fairs. It averages about 60 lbs. but frequently weighs 100 lbs. Fruits round, slightly ribbed. Skin a bright orange. Flesh yellow, firm, a little coarse in texture but of good quality for table use and splendid for stock feeding.

### WINTER LUXURY

**100 Days**—A splendid pie pumpkin; early, somewhat larger than Small Sugar and the best Winter keeper. It is nearly round, 8 to 9 lbs. and ideal for making jack-o'-lanterns, for which purpose it is well suited. Skin is golden russet with fine and even netting. Flesh deep yellow, thick, sweet and tender.

### GOLDEN OBLONG

**110 Days** — A small, very fine pie pumpkin ob- long in shape, and about 6 lbs. in weight. Skin is rich yellow, smooth, slightly ridged. Flesh light yellow, thick, dry and very sweet.

### LARGE SWEET CHEESE

**108 Days**—A standard variety espe- cially fine for pies, for stock feeding and canning. Every home gardener and trucker knows it by its large, round, flattened fruit and creamy buff skin. Weight 10 to 15 lbs.; flesh orange- yellow, fine grained, thick and sweet. An excellent keeper of good quality.

### KENTUCKY FIELD

**120 Days**—An enormous cropper, grown in the cornfields, especially in the South, for stock feed, pies and for canning. Fruits vary in shape, 10 to 15 lbs.; creamy yellow, flesh deep yellow.

### CONNECTICUT FIELD OR BIG TOM

**120 Days**—The well known Mammoth Yel- low Field pumpkin so often planted in corn- fields. It is the best all-purpose variety equally good for making pies, canning and for stock feed. Fruits large, 15 to 25 lbs., nearly round. Skin reddish orange, hard, smooth, slightly ribbed. Flesh orange-yellow, dry, thick, rather coarse but sweet.

### SMALL SUGAR OR NEW ENGLAND PIE

**115 Days**—The popular well known family size pumpkin, having the right flavor for the best pies. Very productive. Fruits small, 6 to 8 lbs.; round, flattened at ends and of good keeping qualities. Skin deep orange, smooth but plainly ribbed. Flesh thick, deep yellow, fine grained, thick and of a delicious, sugary flavor.

### MAMMOTH GOLDEN CUSHAW

**115 Days**—A prolific and excellent variety for custards, pies and stock feeding. Fruits are crook-necked, hard, smooth and weigh 10 to 12 lbs. Skin a beautiful solid, golden yellow; small seed cavity with flesh dry, very meaty, thick, rich yellow and sweet.

### GREEN STRIPED CUSHAW

**115 Days**—A crook- necked variety popular in the South. Fruits weigh 10 to 12 lbs., skin creamy white, mot- tled with irregular green stripes. Flesh light yellow.

### TENNESSEE SWEET POTATO

**110 Days**—Bell shaped fruits, 12 to 15 lbs. Skin creamy white with light green stripes. Flesh cream, fine grained, thick, sweet and de- licious for pies.



Mammoth King Pumpkin

### PUMPKINS

	Pkt.	Oz.	¼ Lb.	Lb.
Mammoth King or Jumbo.	\$0.10	\$0.15	\$0.50	\$1.50
Winter Luxury . . . . .	.05	.10	.30	1.00
Golden Oblong . . . . .	.05	.10	.30	1.00
Large Sweet Cheese. . . . .	.05	.10	.25	.75
Kentucky Field . . . . .	.05	.10	.20	.60
Connecticut Field . . . . .	.05	.10	.25	.75
Small Sugar Pie . . . . .	.05	.10	.30	1.00
Mammoth Golden Cushaw . . . . .	.05	.10	.30	1.00
Green Striped Cushaw . . .	.05	.10	.30	1.00
Tennessee Sweet Potato. .	.05	.15	.40	1.25



# Radish Grown from Selected and

## Transplanted Roots

1 Oz. per 100 Ft.; 10 Lbs. per Acre

**Culture**—This root vegetable is so easy to grow and the results so satisfactory that most gardens are seldom without this delicacy. Sow the seed early in the Spring, as soon as the soil can be worked. As tenderness depends on quick growth, plant in a light, rich, friable soil, well-manured. Sow thinly in rows  $\frac{1}{2}$  in. deep, 1 ft. apart and thin out seedlings to prevent crowding. Cultivate, weed and provide an ample supply of moisture. Plant the globe and olive-shaped varieties early, as they grow fast and are edible in 3 to 4 weeks. Follow with the longer types in late Spring. Eat while young for at maturity they become pithy. It is advisable to sow every ten days up


to the middle of June to have fresh, crisp radishes.

### SAXA


**20 Days**—The ideal radish for forcing in the hotbed and greenhouse. It is the earliest of the forcing radishes and a popular variety with both truckers and private gardeners. It is also used for garden or field planting. Roots bright scarlet, round, small and with a very short top; flesh white, crisp and sweet.

### EARLY SCARLET TURNIP WHITE TIPPED

**26 Days**—One of the most popular and salable early varieties. Its combination of rich crimson root with snow white tip make an attractive and desirable appearance. Roots nearly round with small top and tap root. Flesh white, crisp and sweet. Grow 1 to  $1\frac{1}{2}$  ins. in diameter without becoming pithy.



French Breakfast Radish



Buist's Truckers "Early Money" Radish

### BUIST'S TRUCKERS "EARLY MONEY"

**24 Days**—The strain of our "Early Money" introduced by us years ago continues to be the favorite with both home and market gardeners. A handsome radish, extremely early and well adapted to both field culture and for forcing under glass. Roots bright scarlet, globular, small with medium top and small tap root; flesh white, crisp and mild.

### EARLY DEEP SCARLET TURNIP

**26 Days**—One of the most desirable early varieties for planting in the home garden. Roots rich crimson-red, round, slightly flattened, with small top and tap root, 1 in. in diameter; flesh pinkish-white, crisp and mild.

### FRENCH BREAKFAST

**25 Days**—One of the old popular varieties excellent as an early home and market garden sort and suitable for forcing. The combination of red with white bottom, and its olive-shape makes it a beautiful variety for garnishing. Roots scarlet with lower part shaded white, oblong, blunt with slender tap root;  $1\frac{1}{2}$  ins. long,  $\frac{3}{4}$  in. thick; top small; flesh white, mildly pungent, crisp and tender. Pull at first maturity to avoid pithiness.

### RADISHES

	Pkt.	Oz.	$\frac{1}{4}$ Lb.	Lb.
Buist's Truckers "Early Money" .....	\$0.05	\$0.10	\$0.30	\$1.00
Early Scarlet Turnip..	.05	.10	.25	.75
French Breakfast .....	.05	.10	.25	.75
Saxa .....	.05	.10	.25	.75
Early Scarlet Turnip, White Tipped .....	.05	.10	.25	.75



# Radish Early Oval and Round Varieties

## BUIST'S SELECTED

### EARLY SCARLET GLOBE

**24 Days**—This is our Special strain of Early Scarlet Globe Radish which has proven to be outstanding in trial against any other strain of Scarlet Globe. Especially grown for the critical market gardener who insists on the right proportions in shape, color and size of top for bunching. By selection and breeding the seeds are grown from carefully selected roots to keep the stock uniform in shape and color. Scarlet Globe is the most popular early table radish and one of the earliest forcing radishes, well adapted to both field culture and greenhouse forcing. Roots a bright scarlet, slightly oval with medium top and thread-like tap root. Flesh white, brittle, very sweet and tender.

For best eating quality and appearance in the bunch, pull when nearly an inch in size.

### GLOWING BALL


**24 Days**—A very attractive early variety suitable to both forcing under glass and for Spring or Fall sowing in the open ground. Roots a brilliant scarlet, round with small top and thread-like tap root. Flesh white, crisp and delicate in flavor.

### CRIMSON GIANT

**28 Days**—The home gardener and trucker will find this turnip-shaped radish equally desirable for forcing or outdoor planting. It is twice the size of any early sort and remains in perfect condition for several days after pulling. Roots a deep crimson, globular, 1 to 1½ ins. in diameter. Flesh white, firm but tender, crisp and sweet flavored.

### GIANT STUTTGART

**42 Days**—A popular white variety used for either early Summer or Fall planting. Although a very large radish it develops quickly and withstands the heat splendidly. Roots top-shaped, 3 ins. long, 3 to 4 ins. in diameter. Flesh white, juicy, tender and holds its crisp quality for a long period.



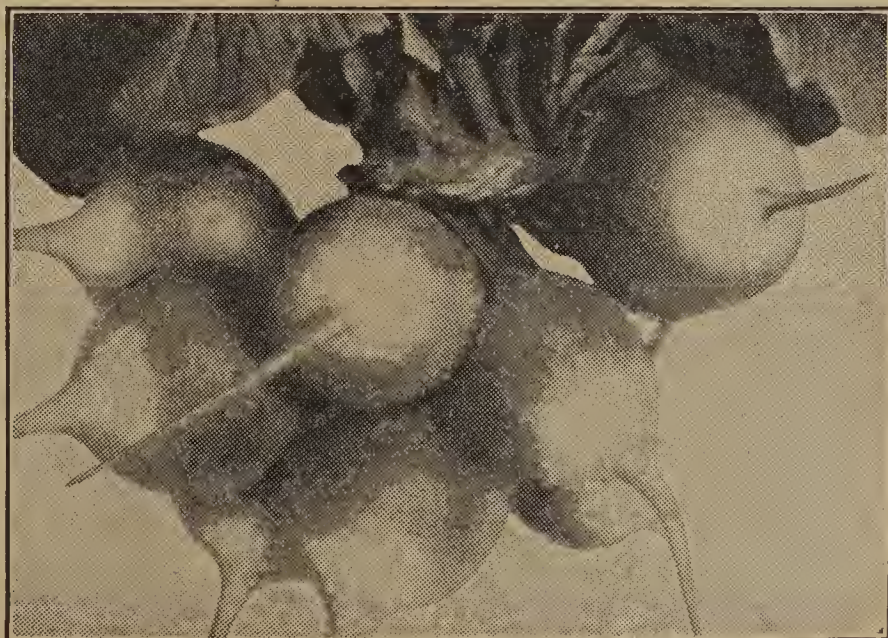
Buist's Selected Early Scarlet Globe Radish

### PHILADELPHIA WHITE BOX

**28 Days**—The very best white variety for early forcing or outdoor planting. Roots round, slightly turnip-shaped, 1¼ ins. in diameter. Flesh white, crisp, tender and very mild. Does not get pithy and remains solid a long time.

### RADISHES—Oval and Round

	Pkt.	Oz.	¼ Lb.	Lb.
Early Scarlet Globe ..	\$0.05	\$0.10	\$0.30	\$0.85
Glowing Ball .....	.05	.10	.30	.85
Crimson Giant .....	.05	.10	.25	.75
Giant Stuttgart .....	.05	.10	.30	.85
Phila. White Box....	.05	.10	.25	.75



Early Scarlet Turnip White Tipped Radish



# Radish (Continued)

## Early and Mid-season Long Varieties

### WHITE ICICLE

**27 Days**—The outstanding and most beautiful of the early, long varieties. The home garden favorite and popular with market gardeners. Fine for forcing and one of the best varieties for outdoor Summer planting. Roots very white, 5 to 6 ins. long,  $\frac{1}{2}$  in. thick, tapering to a point. Flesh clear white, very crisp and tender; extraordinary eating quality and especially mild in flavor.

### BUIST'S EARLY LONG SCARLET

**27 Days**—In trucking sections where the market uses a long red sort, our strain is regarded as the finest stock ever grown. The most profitable to grow for an early crop and desirable for early forcing or first sowing in the garden. Roots a beautiful bright scarlet, smooth, uniform, 6 ins. long when in prime condition; shape slender and tapering; skin very delicate with small tops. Flesh white, brittle, tender and mild.

### CINCINNATI MARKET

**30 Days**—Another strain of Long Scarlet Radish popular for both home and market garden. Roots deep red, 6 to 7 ins. long,  $\frac{3}{4}$  in. thick, cylindrical, with tapering ends. Tops short and small. Flesh white, mild and crisp.

### LONG BRIGHTEST SCARLET

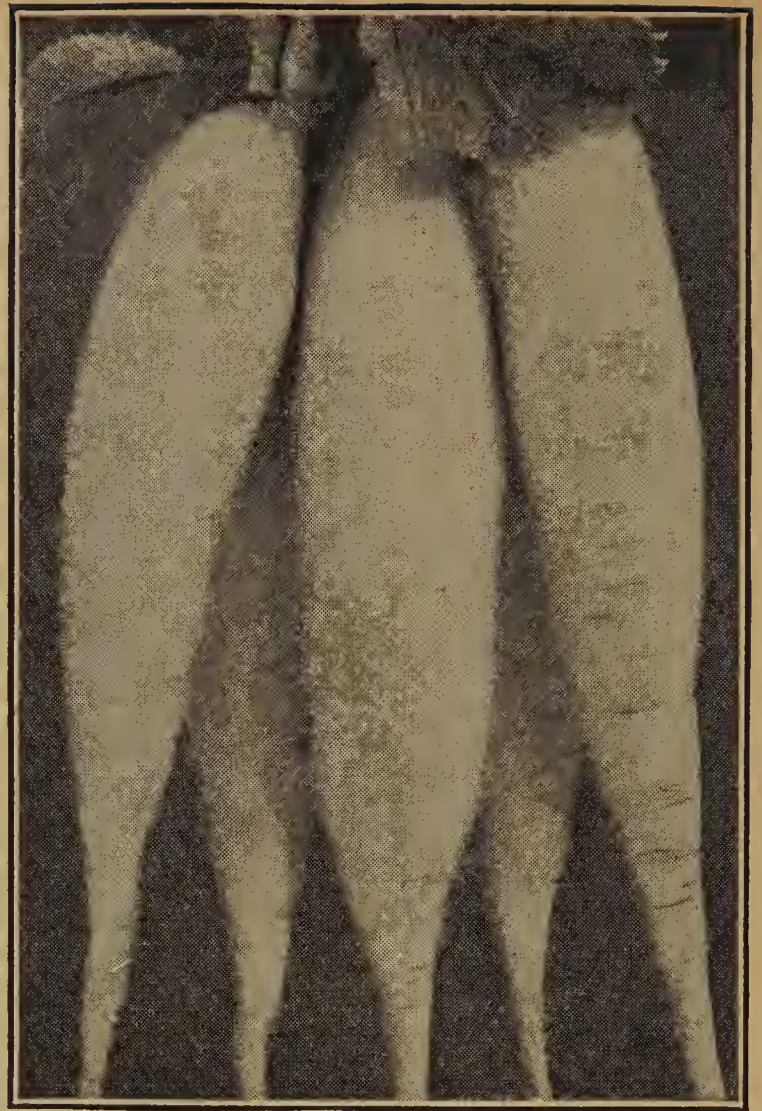
**26 Days**—The earliest of the long red varieties for forcing or outdoor planting and splendid for home and market garden use. Roots bright scarlet with white tip, 4 ins. long, tapering, with small top. Flesh white, crisp, tender and mild.

### CHARTIER OR LONG ROSE

**35 Days**—A home garden variety which retains a mild and pleasant flavor for a long time. Roots scarlet at top, shaded to pink at center and white at tip, 7 to 8 ins. long, 1 in. thick. Flesh white and crisp.

### WHITE STRASBURG

**40 Days**—This is a splendid Summer radish for home and market garden. It can be sown throughout the Summer, remaining in edible condition much longer than the early Spring radishes. Roots white, 5 ins. long,  $1\frac{1}{2}$  to 2 ins. in diameter at the shoulder, tapered. Flesh firm, crisp and mildly pungent.



Long White Icicle Radish

## Winter Varieties

**W**INTER RADISHES may be sown in July or later and allowed to mature in the cool, moist Fall weather. The texture is very firm, comparatively like a turnip and likewise may be stored like turnips for Winter use.

### CELESTIAL OR WHITE CHINESE

**60 Days**—This is the largest and finest of the Chinese radishes and not so pungent as other Winter varieties. Roots clear white, 8 to 9 ins. long, 3 ins. in diameter, cylindrical with heavy shoulder mostly above the ground, shaded by its heavy foliage. Flesh white, solid, always crisp and appetizing.

### CHINESE ROSE OR SCARLET CHINA

**55 Days**—A very attractive radish with distinct shape and a pretty deep rose color. Roots smooth, 4 to 5 ins. long, 2 ins. thick, cylindrical but larger at the lower end and decidedly stump-rooted. Flesh white, firm and mildly pungent.

### LONG RADISHES—Early and Midseason

	Pkt.	Oz.	$\frac{1}{4}$ Lb.	Lb.
White Icicle . . . . .	\$0.05	\$0.10	\$0.25	\$0.75
Early Long Scarlet . . . . .	.05	.10	.25	.75
Cincinnati Market . . . . .	.05	.10	.25	.75
Long Brightest Scarlet . . . . .	.05	.10	.25	.75
Chartier . . . . .	.05	.10	.25	.75
White Strasburg . . . . .	.05	.10	.25	.75

### WINTER RADISHES

Celestial or White Chinese . . . . .	.05	.10	.30	.85
Chinese Rose . . . . .	.05	.10	.30	.85



# Radish Winter Varieties (Continued)

## CALIFORNIA MAMMOTH WHITE

60 Days—A splendid Fall variety, well flavored and not so pungent. Roots 8 to 9 ins. long, 2 to 3 ins. thick; cylindrical but larger at the lower end. Flesh white, firm, crisp and a good Winter keeper.

## SAKURAJIMA, MAMMOTH JAPAN

65 Days—A Japanese radish, the most gigantic in cultivation. Late to mature and grows to an immense size, often weighing over 50 pounds. Oval shaped, skin cream-colored; flesh pure white. Roots are cooked like turnips, but the taste is mild. Also used for feeding cattle.

## ROUND BLACK SPANISH

56 Days—A very popular variety with remarkable keeping qualities. Roots black, round, 2 to 3 ins. in diameter. Flesh white, crisp, solid with a highly pungent flavor.

## LONG BLACK SPANISH

60 Days—Late, hardy and an excellent keeper. Roots black, cylindrical, 8 to 10 ins. long, 2 ins. thick, slightly tapered at tip. Flesh white, solid and pungent.

## HALF LONG BLACK SPANISH

56 Days—Similar to the Long Black with roots 5 ins. long and 2 ins. in diameter and a dull, grayish-black in color. Flesh white, solid and pungent.

## Rhubarb Seed

1 Oz. per 100 Ft.; 3 Lbs. per Acre

**Culture**—Rhubarb Roots can be grown quickly and easily from seed. Sow either in a seed bed and transplant, or sow early in the Spring in the open ground. Plant the seed on rich ground 1 in. deep and thin out seedlings to 6 ins. apart. In the Fall transplant to a permanent location setting the plants 2 ft. apart in the rows and 3 to 4 ft. between the rows. The stalks are ready to use the second year.

**VICTORIA**—The popular variety; excellent in quality, vigorous in growth with large, thick, red stalks.

## Rhubarb Roots

**Culture**—For a permanent location, plant in usually moist soil thoroughly cultivated and heavily manured. Set the roots so that the crowns are 2 ins. under the surface of the soil, planting 2 ft. apart in the rows and 3 to 4 ft. between the rows.

## Sorrel BROAD-LEAVED FRENCH

1 Oz. per 100 Ft.; 5 Lbs. per Acre

**T**HE best variety with pale, green leaves used in mixed salads, for soups or cooked like spinach. They are pungent in flavor but a palatable, healthful "green."

**Culture**—Sow in the Spring in rich soil 1/2 in. deep in rows 1 to 1 1/2 ft. apart and thin the seedlings to 3 ins. apart in the row. Cut off the flower stems as they appear; otherwise the leaves will be acidy and tough. Sorrel is hardy but should be divided every four years.

## Salsify or Oyster Plant

2 Oz. per 100 Ft.; 8 Lbs. per Acre

**A** FALL and Winter vegetable which has a decided oyster-like flavor. The roots are boiled like carrots or parsnips and served with a butter or cream dressing, or they may be sliced and fried. Cooked in any form, they are delicious and nutritious.


**Culture**—In every respect as to soil, planting time and cultivation, the Salsify is treated the same as parsnips. For smooth, uniform roots avoid the use of coarse and fresh manure. Frost does not hurt the roots and it improves the oyster flavor. Dig a quantity for Winter use before the ground freezes and bury in pits the same as carrots or store in a cool cellar. For Spring use, the roots may be left undisturbed in the ground over Winter.

## BUIST'S MAMMOTH

110 Days—This is our special stock which is a great improvement over the Sandwich Island and a more profitable variety to grow. The roots are much larger, smoother, less stringy and less likely to branch.

## MAMMOTH SANDWICH ISLAND

110 Days — A standard variety with tapering roots 6 to 8 ins. long, 1 to 1 1/2 ins. thick. Flesh dull white.



Buist's Mammoth Salsify

## WINTER RADISHES (Continued)

	Pkt.	Oz.	1/4 Lb.	Lb.
California Mammoth White.....	\$0.05	\$0.10	\$0.30	\$0.85
Sakurajima, Mammoth Japan.....	.05	.10	.30	.90
Round Black Spanish.....	.05	.10	.30	.85
Long Black Spanish.....	.05	.10	.30	.85
Half Long Black Spanish.....	.05	.10	.30	.85

## VICTORIA RHUBARB

SEED.....	.10	.15	.40	1.25
ROOTS Postpaid....	Each .15	Doz. \$1.50		
Not Prepaid.....	” .10	” 1.10;	per 100	\$7.00


## SALSIFY or OYSTER PLANT

	Pkt.	Oz.	1/4 Lb.	Lb.
Buist's Mammoth.....	\$0.10	\$0.20	\$0.65	\$2.25
Mammoth Sandwich Island.....	.10	.20	.60	2.00

## SORREL

Broad Leaved French.....	.10	.15	.50	1.75
--------------------------	-----	-----	-----	------





Buist's Perfection Curled Spinach

**BUIST'S PERFECTION CURLED**

**38 Days**—The best first early savoy-leaved spinach for either home or market gardener. Repeated selection has made our strain the most perfect. Plant compact, erect with prolific dark green, beautifully blistered and crumpled leaves.

**BLOOMSDALE SAVOY**

**40 Days**—A nationally popular variety for early Spring sowing prized by gardeners, shippers and canners due to its hardiness and numerous rich green, crumpled leaves.

**LONG STANDING BLOOMSDALE**

**42 Days**—Popular for home and commercial growers alike. It combines the Savoy quality with Long Standing merit of retaining a luxuriant freshness 10 to 14 days longer than other sorts before bolting to seed. A sturdy plant producing a heavy crop of dark green, well-crumpled leaves.

**PRINCESS JULIANA**

**48 Days**—Desirable second early sort. Compact plant with thick short stems bearing large round and crumpled dark green leaves.

**KING OF DENMARK**

**46 Days**—Excellent long season, Spring planting variety recommended for market growers and canners. Plant low, spreading, with extra large, slightly crumpled, dark green leaves.

**OLD DOMINION**

**40 Days**—Savoy type with leaves more pointed. Attractive and valued for resistance to "yellows" or mosaic. Sow only in the Fall or early Spring in areas where Spinach blight is prevalent.

**VIRGINIA BLIGHT-RESISTANT SAVOY**

**38 Days**—A hardy Savoy type, also resistant to "yellows" or mosaic. Grown extensively around Norfolk, but only recommended for Fall sowing.

**Spinach** —Rich in Vitamins

2 Oz. per 100 Ft.; 10 Lbs. in Drills  
20 Lbs. per Acre Broadcast

**T**HE leading leaf vegetable and when cooked, the most appetizing, healthful and nourishing of all the "greens."

**Culture**—As all spinach, except New Zealand, shoots to seed in hot weather it thrives best as an early Spring or Fall crop and should not be condemned if weather conditions necessitate re-planting. Rains directly after planting invariably destroy germination, for seed will rot, rather than penetrate a hard packed soil. Sow early in well prepared, limed and fertilized ground, 1/2 in. deep in rows 1 ft. apart and thin to 4 ins. in the row, planting every 10 days to May 15 for a succession. August sowing for Fall and September sowing for Winter crops, is best. Seed sown on snow lies dormant and germinates in the Spring.

**SUMMER SAVOY**

**45 Days**—Recently improved strain of Long Standing Bloomsdale for late Spring sowing. Excellent Summer crop, leaves dark green and crumpled; stands 3 to 4 days longer without bolting to seed.

**NOBEL OR GIANT THICK LEAVED**

**45 Days**—Produces the largest spinach, suitable for home garden, market or canning. Plant vigorous and slow to form seed stalks. Leaves smooth deep green, pointed with round tip; large, thick and tender.

**NEW ZEALAND**

**70 Days**—Hot Weather Spinach—Ideal for home garden. Seeds are large, hard and horny. Slow to germinate. If necessary, soak seed before planting. Sow 1 in. deep in rows 2 1/2 ft. apart and thin to 4 ins. apart. Although not a true spinach, the leaves resemble spinach and taste similar if not better when cooked. When true spinach bolts to seed, New Zealand is at its best, bearing continuously from July until killed by frost. Plant bushy with abundant, brittle but thick pointed leaves of delicious flavor. As top stalks are cut, side shoots develop into another crop of leaves.

**SPINACH**


	Pkt.	Oz.	1/4 Lb.	Lb.	10 Lbs.
Buist's Perf. Curled	\$0.05	\$0.10	\$0.20	\$0.45	\$2.75
Bloomsdale Savoy.	.05	.10	.20	.40	2.50
Long Standing					
Bloomsdale . . . .	.05	.10	.20	.40	2.50
Princess Juliana ..	.05	.10	.20	.40	2.50
King of Denmark .	.05	.10	.20	.40	2.50
Old Dominion ...	.05	.10	.20	.40	2.50
Va. Blight-Resistant	.05	.10	.20	.40	2.50
Summer Savoy ...	.05	.10	.20	.40	2.50
Nobel . . . . .	.05	.10	.20	.40	2.30
New Zealand . . . .	.05	.10	.25	.75	...



# Summer Squash—Early Bush Varieties

1 Oz. to 25 Hills; 4 Lbs. per Acre

**S**UMMER Squashes are not suited for Winter storing. Use when young either baked, boiled and mashed, or fried. They are ready for table use while their skin is tender and soft which can be determined by an impression of the finger nail. Avoid planting near pumpkins.



Early Yellow Summer Crookneck Squash

**Culture**—Sow in May or June in warm, richly fertilized soil. Plant in hills 1 in. deep, 4 ft. apart each way, thin out to 3 plants per hill and dust with air-slacked lime or tobacco dust to control insect attacks. Cultivate shallow without disturbing the roots.

**EARLY WHITE BUSH OR PATTY PAN**  
**53 Days**—The most popular early variety used extensively for home, market gardens and for shipping. Fruits creamy-white, flattened, smooth with scalloped edges; 3 ins. thick and 8 ins. in diameter. Flesh milk-white and firm.

**MAMMOTH WHITE BUSH**  
**56 Days**—Identical in every respect to the Early White Bush except size which measures 10 to 12 ins. in diameter.

**BENNING'S WHITE BUSH**  
**(Green Tinted)**  
**53 Days**—Similar to White Bush except the fruits are greenish white when young.


**GIANT SUMMER STRAIGHTNECK**  
**55 Days**—A selection from the Crookneck strain, the neck is straight and it packs to better advantage for shipping. Fruits lemon-yellow, 3½ ins. thick and 12 to 16 ins. long. Straight, tapering at the stem end and well warted. Flesh light yellow, thick and good quality.

**EARLY YELLOW SUMMER CROOKNECK**  
**50 Days**—The most popular of the yellow varieties and a favorite for home gardens, truckers and shippers. Fruits curved at neck, golden yellow, 3 ins. thick and 10 ins. long, thickly covered with warts. Flesh pale cream, firm, tender and richly flavored.

**GIANT SUMMER CROOKNECK**  
**55 Days**—A very large type of the Early Yellow Summer Crookneck, not as prolific but double in size; 4½ ins. in diameter and 16 to 20 ins. long. Its beautiful appearance, ready sale and profit-producing qualities have made it a favorite with market gardeners.

## SQUASH—Early Summer Bush Varieties

	Pkt.	Oz.	¼ Lb.	Lb.
Early White Bush . . . . .	\$0.05	\$0.10	\$0.30	\$1.00
Mammoth White Bush . . . . .	.05	.10	.30	1.00
Giant Summer Straightneck . . . . .	.05	.10	.30	1.00
Benning's White Bush . . . . .	.05	.10	.30	1.00
Early Summer Crookneck . . . . .	.05	.10	.30	1.00
Giant Summer Crookneck . . . . .	.05	.10	.30	1.00



Early White Bush or Patty Pan Squash



# Squash

(Continued)

## Italian Marrow Varieties

THESE squash are most tender and sweetest for table use when 6 to 8 ins. long. Can be prepared in a number of appetizing ways. If kept picked they will continue to bear until frost.

### COCOZELLE GREEN STRIPED

**60 Days**—A popular variety, deep green when young, ripening with alternate stripes of green and yellow. Fruits smooth, long and cylindrical tapering at the stem end; 5 ins. in diameter and 12 to 15 ins. long. Flesh greenish-white; thick and firm.

## Winter Squash

### Late Vining Varieties

1 Oz. to 15 Hills; 2 Lbs. per Acre

WINTER Squash can be stored and are used only when they have been fully matured. They are especially fine for pies, stock feeding and canning.

**Culture**—Plant the same as Summer Squash but since they are vines and like plenty of room, place the hills 6 to 8 ft. apart each way or further.

### BOSTON MARROW

**95 Days**—The favorite Winter Squash used for market and canners. It is grown extensively in the Eastern States for pumpkin pie more than any of the true pumpkin. Fruits shaped like a Hubbard, weighing 6 to 8 lbs. Skin light orange, somewhat rough; rind hard. Flesh deep orange, thick, fine grained and delicious. Excellent keeper.

### RED OR GOLDEN HUBBARD

**100 Days**—Earlier and more prolific than the Green Hubbard types. Popular with home and market gardeners and for canning purposes. Fruits small, 8 to 10 lbs.; pointed at both ends. Skin orange-red with a faint green tip at the blossom end; rind hard, thickly covered with coarse warts. Flesh deep orange, dry, fine grained and richly flavored.

### TABLE QUEEN, DES MOINES OR ACORN

**58 Days**—The only Winter squash early enough to use during Summer either for boiling, baking or pies. Fruits small 5 lbs., acorn-shaped, dark green, smooth, ribbed and thin-shelled. Flesh rich yellow, dry, mealy and of delicious, sweet flavor.

### MAMMOTH CHILI


**120 Days**—The largest of the Squashes used for stock feeding and exhibition purposes. Fruits 80 to 100 lbs., oblong. Skin mottled bright orange and yellow. Flesh stringy and coarse.

### GRAY ZUCCHINI

**60 Days**—Fruits smooth, mottled light and dark green giving it a grayish appearance. Straight, nearly cylindrical, 4½ ins. in diameter and 10 to 12 ins. long. Flesh greenish-white.

### BLACK ZUCCHINI

**60 Days**—Developed from the Zucchini types. Black green color with the fruit long and slender, 3 to 4 ins. by 12 to 15 ins. showing slight ridges. Flesh greenish-white.



Improved Green Hubbard

### IMPROVED GREEN HUBBARD

**105 Days**—The True Hubbard and one of the best for home, market gardeners and shipping. Fruits medium in size, 10 to 12 lbs.; pointed at both ends. Skin bronze-green, slightly warted; rind hard, keeps well. Flesh orange-yellow, thick, dry, fine grained and sweet.

### WARTED HUBBARD

**110 Days**—In all respects similar to Improved Hubbard except the skin is more thickly covered with warts. Fruits larger; average 14 lbs.

### BLUE HUBBARD

**110 Days**—The same shape as the Warted Hubbard, but the skin is blue-gray and not as thickly warted. Fruits weigh 12 to 14 lbs.

### GOLDEN DELICIOUS

**100 Days**—Excellent small fruits, 7 lbs.; top-shaped. Skin smooth, bright golden with lighter stripes. Flesh orange, thick and sweet.

## ITALIAN MARROW SQUASH

	Pkt.	½ Oz.	Oz.	¼ Lb.	Lb.
Cocozelle Green Striped	\$.05	\$.10	\$.15	\$.40	\$1.25
Gray Zucchini	.05	.10	.15	.40	1.25
Black Zucchini	.05	.10	.15	.40	1.25

## WINTER SQUASH

Boston Marrow	.05	..	.10	.25	.80
Red or Golden Hubbard	.05	.10	.15	.40	1.25
Table Queen	.05	.10	.15	.50	1.50
Mammoth Chili	.05	.10	.15	.40	1.25
Improved Green Hubbard	.05	.10	.15	.40	1.25
Warted Hubbard	.05	.10	.15	.40	1.25
Blue Hubbard	.05	.10	.15	.40	1.25
Golden Delicious	.05	.10	.15	.40	1.25



# Buist's Tomatoes—Early and Main Crop

## Red Varieties

1 Oz. for 3000 Plants; 2 Oz. per Acre

OUR Tomato seeds are all grown from stock seed of finest quality. The selections for purity are made from healthy, strong growing vines yielding fruit true to type. A uniform standard is set for color, thickness, size, disease resistance and heavy yielding qualities. No finer strains of Tomatoes can be found anywhere than Buist's high bred stocks.

**Culture**—For an early crop of tomatoes sow about the middle of February 1/2 in. deep in prepared soil in a hot bed or indoors in a seed pan placed at a sunny window. To produce strong, healthy plants, transplant when 3 ins. high to small pots or seed pans. On the approach of early Spring place them in a frame, admitting fresh air in mild weather so as to harden and make the plants stocky.

For a late crop sow the seed in a warm cold-frame by April 1st, sufficiently thin in the row to insure strong, stocky plants. Dust plants with a reliable insecticide to protect against disease and insects. Transplant in the open ground the middle of May, if the ground is warm, 3 1/2 ft. apart in rows 4 ft. apart. They thrive and produce the best fruit planted in well fertilized, loamy soil. Practice clean, shallow cultivation.

In a home garden, support the plants with stakes or trellises and pinch the suckers. The fruit will then ripen better and be more choice in size and quality.

### IMPROVED EARLIANA

**66 Days from Plants**—Considered the earliest red tomato for the home garden and the most profitable to grow for early market. Vine open and spreading and very productive for an early sort. Fruits slightly flattened, smooth, solid, good sized and deep from stem to blossom. Considered as good, if not better than Penn State Earliana.

### PENN STATE EARLIANA

**66 Days from Plants**—The Pennsylvania State Agricultural Station developed this strain which is earlier, larger, smoother and more uniform in shape than the old Earliana. In all respects it resembles the Improved Earliana.



Buist's Selected Marglobe Tomato

### BUIST'S SELECTED MARGLOBE

**77 Days from Plants**—Sold in sealed packages only. The most popular and widely used tomato having all the good qualities desired by the home gardener, trucker and canner. Our stock meets the approval of the tomato grower who insists on the best for uniformity of fruit and heavy yield, midseason to late. Vine vigorous with heavy foliage, resistant to blight and nail-head rust. Fruits scarlet, large, deep, globe-shape, smooth and solid, with small seed cavity and delicious, thick meat. Ripens well to the stem.

### RUTGERS

**72 Days from Plants**—This second early variety is now a favorite for market, canning and the manufacture of juice. Vine large with thick stems and an abundance of heavy foliage to protect the fruit from sun scald. Fruits blood-red, medium to large, similar in shape to Marglobe but flatter at stem end. Free from cracks and disease. Flesh firm, ripening red from the center with a low acidity content.

### RED TOMATOES—Early and Main Crop

	Pkt.	1/2 Oz.	Oz.	1/4 Lb.	Lb.
Improved Earliana . . . . .	\$0.05	\$0.15	\$0.30	\$1.00	\$3.50
Penn State Earliana . . . . .	.10	.20	.40	1.25	4.50
Buist's Selected Marglobe . . . . .	.10	.20	.30	.90	3.00
Rutgers . . . . .	.10	.20	.35	1.00	3.50



72 **Tomatoes—Early and Main Crop Red Varieties**

Buist's  
Market  
Champion  
Tomato



**BUIST'S MARKET CHAMPION**

The Main Crop King

Perfect Shape

Outyields All Others

80 Days from Plants—*The genuine stock is sold only by us in sealed packages.*

We are the originators of this main crop variety, ideal for the home garden and a trucker's money-maker. A wonderful canning tomato due to its extremely heavy weight, firmness and great meatiness. This famous tomato is popular with canners who demand our seed. Vines large, hardy and productive. Fruits bright scarlet, oval and deep in shape, uniform size, smooth, solid and exceptionally good interior color.

Ripens evenly to the stem, free from cracks and ridges.

**BUIST'S "EARLI-BELLE"**

70 Days from Plants—We recommend "Earli-Belle" as one of the nicest tomatoes for the home garden. Uniform in size and early to ripen and continues with all its good qualities until killed by frost. Vine medium and very productive. Fruits deep scarlet, medium large, round, very smooth, solid and meaty.

**BREAK O' DAY**

70 Days from Plants—Developed for earliness. Resembles the Marglobe and is resistant to wilt. Vine vigorous, of open growth and very productive. Fruits scarlet with a yellow cast at stem end, globe-shape, medium large, smooth and uniform.

**PRITCHARD OR SCARLET TOPPER**

73 Days from Plants—One of the finest wilt-resistant varieties and valuable for the trucker and for long distance shipping. Midseason to late and a heavy yielder. Vine short, jointed, with low growth and heavy foliage. Fruits scarlet, globular, large, smooth and solid with thick walls.

**GROTHEN'S GLOBE**

68 Days from Plants—An early wilt-resistant variety valuable for long distance shipping. Vine open, upright with dense foliage. Fruits bright red, globular, medium large, smooth and solid.

**BONNIE BEST**

73 Days from Plants—A standard early variety following the Earliana in ripening. One of the best all purpose tomatoes valuable for the early market, home gardens and for forcing under glass. Yields well all season. Vine medium growth. Fruits bright scarlet, medium size, quite round, smooth, solid and of excellent quality.

**JOHN BAER**

70 Days from Plants—A well known early variety maturing between Earliana and Bonnie Best. Vine open and medium height. Fruits scarlet-red, medium size, flattened, globe-shape, smooth, firm and nice flavor.

**CHALK'S EARLY JEWEL**

75 Days from Plants—A very heavy cropper maturing about a week later than Earliana. Vine medium with open growth. Fruits scarlet, medium size, flattened, globe-shape, smooth, solid and good quality.

**RED TOMATOES—Early and Main Crop**

	Pkt.	1/2 Oz.	Oz.	1/4 Lb.	Lb.
Buist's Market					
Champion . . . . .	\$0.10	\$0.20	\$0.35	\$1.15	\$4.00
Buist's Earli-Belle . . . . .	.05	.20	.35	1.00	3.50
Break O' Day . . . . .	.10	.20	.35	1.15	4.00
Pritchard or					
Scarlet Topper . . . . .	.10	.20	.35	1.15	4.00
Grothen's Globe . . . . .	.10	.20	.30	.90	3.00
Bonnie Best . . . . .	.05	.15	.30	.90	3.00
John Baer . . . . .	.05	.15	.30	.90	3.00
Chalk's Early Jewel . . . . .	.05	.15	.30	.90	3.00

Write for Special Prices on  
Larger Quantities than Quoted.



# Late Red Varieties — Tomatoes

## BUIST'S SCARLET GIANT

**90 Days from Plants**—This is a scarlet "sport" of our famous Monarch which it resembles in all respects except the color—a rich scarlet without any purple tint. A single tomato weighing two pounds is not unusual. Vines are vigorous with open growth and wilt-resistant. A single stem trained on a stake or trellis will give best results. Fruit ripens evenly to the stem; flesh firm containing very few seeds; flavor sweet and delicious.

## IMPROVED NEW STONE

**85 Days from Plants**—One of the best main crop varieties popular with the home gardener, trucker and canner. Vine dense, large and productive. Fruits bright scarlet, ripening evenly to the stem, large, flattened but deep, smooth, solid with firm flesh and of fine flavor.

## NORTON WILT-RESISTANT

**88 Days from Plants**—A wilt-resistant strain developed from Stone, maturing a trifle later. Recommended as a main crop variety in sections where wilt is prevalent. One of the best red sorts for long distance shippers.

## BUIST'S SELECTED PRIZE STONE

**85 Days from Plants**—The Stone is a great favorite with all tomato growers and our selected strain is the finest stock grown. Its productiveness, uniformity, solidity, richness of color, carrying and keeping qualities are remarkable. Vine large, vigorous and very productive. Fruits bright, deep scarlet, oval, exceptionally smooth, ripening evenly to the stem without a crack. The main crop tomato to use for canning or slicing. Picked red ripe, the flavor is unsurpassed.

## CRIMSON CUSHION OR BEEFSTEAK

**90 Days from Plants**—A scarlet "sport" of the Ponderosa and resembles the original stock except the color is a brilliant crimson-scarlet. Flesh is very solid and meaty, fine for table use.

## GREATER BALTIMORE

**83 Days from Plants**—The popular variety for canning, ripening earlier than Stone. Vine large, vigorous and heavily productive bearing with undiminished vigor until frost. Fruits deep scarlet, medium to large, flat but deep, uniform in ripening, solid and excellent quality.



Buist's  
Scarlet Giant  
Tomato

## DWARF STONE

**92 Days from Plants**—The most popular dwarf or "tree type" variety and very choice for home gardening. Plant short, compact with dense, dark, potato-like foliage requiring no support. Exceptionally attractive fruits of a glossy bright red, large, oval, smooth and very solid. Delicious for slicing, juicy, fleshy and contains few seeds.

## LATE RED TOMATOES

	Pkt.	1/2 Oz.	Oz.	1/4 Lb.	Lb.
Buist's Scarlet Giant	\$.10	\$.40	\$.75	\$2.50	\$9.00
Improved New Stone	.05	.15	.30	.90	3.00
Norton Wilt-Resistant	.05	.15	.30	.90	3.00
Dwarf Stone	.10	.20	.40	1.25	4.50
Buist's Selected Prize					
Stone	.05	.20	.35	1.00	3.50
Crimson Cushion	.10	.25	.45	1.50	5.00
Greater Baltimore	.05	.15	.30	.90	3.00





Buist's Monarch Tomato

**BUIST'S MONARCH TOMATO***The Highest Grade of Perfection*

**95 Days from Plants**—The "King Pin" of all large, main crop tomatoes, possessing every point of merit to qualify as the perfect specimen. The illustration indicates the strong and vigorous vine growth and the immense size and uniformity of the cluster. Besides being a large yielder and a continuous bearer, it is not unusual to produce perfect specimens of two pounds and over right up to the end of the season, making it invaluable as an exhibition variety. Numerous complimentary letters agree that "Monarch of all Tomatoes" is everything the name implies.

A few plants of Monarch in any garden will attract attention. The unusual growth, the mammoth size of the rich, glossy, deep pink fruit, ripening thoroughly to the stem and smoothness are qualities that feature this variety. It is a pleasure to observe the favorable remarks when sliced and served. The slice is fleshy, firm, practically free from seeds, mellow, sweet and free from any acid flavor. For best results train a single stem to each stake or trellis.

**OXHEART**

**90 Days from Plants**—The distinctive and novel appearance, large size and fine table qualities have made Oxheart a desired specialty for home gardeners and truckers for nearby markets. Vine is open, spreading and fairly productive. Fruits deep pink, heart-shaped, solid, meaty with few seed cells. An individual tomato will often weigh 1½ pounds.

**BUIST'S MONARCH TOMATO**

Sold only in sealed packets. Pkt. 15c; 4 Pkts. 50c.

**OXHEART TOMATO**

Pkts. 10c; ½ Oz. 30c; Oz. 60c; ¼ Lb. \$2.00.



# Tomatoes—Pink Fruited

## BUIST'S SELECTED GLOBE

*Immensely Productive, Blight Proof  
Perfectly Globe-Shaped*

**80 Days from Plants**—Sold in sealed packages only. This is the favorite pink tomato for the growers and shippers of Florida and Texas. The demand is constantly increasing for Buist's Selected stock. The fruit is much larger than Livingston's Globe and the very firm flesh stands transportation well. Vine highly resistant to blight, very vigorous, and develops many short joints at which large clusters form, bearing 5 to 7 fine, handsome tomatoes. Fruits a rich, glossy, deep pink, ripening to the stem, free from core and having a most delicious, mellow flavor.

### LIVINGSTON'S GLOBE

**82 Days from Plants**—A highly productive variety used extensively in the South for shipping. Vine vigorous with heavy-cut foliage. Fruits purplish-rose, true globe-shaped, medium size, smooth, firm-fleshed, very few seeds and ripens evenly.

### JUNE PINK

**68 Days from Plants**—The earliest of the pink fruited varieties and resembles Earliana except in color. Vine open, spreading and short. Fruits purplish-pink, fair size, flattened and continues to bear until frost.

### COOPER'S SPECIAL

**80 Days from Plants**—A second early variety used largely in the South for early shipping. Vine dwarf with heavy foliage and very productive. Fruits purplish-pink, globe-shaped, medium size, smooth and solid.

### LIVINGSTON'S BEAUTY

**84 Days from Plants**—A main crop variety. Vine heavy, vigorous and is quite wilt-resistant. Fruits purplish-pink, medium size, rather flat, smooth and solid.

### DWARF PONDEROSA

**86 Days from Plants**—The largest of all dwarf tomatoes. Plant "tree" type, strong and vigorous requiring no support. Fruits purplish-pink, solid and meaty. Flavor mild and sweet like the Giant Ponderosa.

### THE BRIMMER

**90 Days from Plants**—A splendid late variety for the home garden. It bears a prolific crop of perfectly shaped tomatoes that ripen to the stem and hold their size to the end of the season. Vine open and spreading. Fruits deep pink, large, flat, coreless with very few seeds. Flesh firm, mild in flavor and excellent for slicing.



Buist's  
Selected  
Globe  
Tomato

### GIANT PONDEROSA

**88 Days from Plants**—One of the largest, late home garden varieties. Vine open and spreading. Fruits purplish-pink, large flat but deep, inclined to roughness, solid, very fleshy with few seeds, free from acid and mild in flavor.

## Yellow Fruited Varieties

**ATTRACTIVE** and tasty when sliced. Mild and non-acid in flavor. Valuable for preserving and canning juice.

**GOLDEN PONDEROSA.** A large yellow Ponderosa.  
**GOLDEN QUEEN.** Medium large, flat but deep.

## Small Fruited Varieties

**ITALIAN LARGE RED PLUM.** Used by the Italians for making sauce; also for puree, preserves and for canning whole. Oval, 1½ ins. by 2½ ins. Fleshy, non-acid and delicate in flavor.

**YELLOW PLUM.** Oval, 2 ins. long, for preserving.  
**RED PEAR.** Pear-shaped, 2 ins. long, for preserving.

### PINK FRUITED TOMATOES

	Pkt.	½ Oz.	Oz.	¼ Lb.	Lb.
Buist's Selected Globe	\$0.10	\$0.25	\$0.40	\$1.25	\$4.50
Livingston's Globe . . .	.10	.25	.35	1.15	4.00
June Pink . . . . .	.05	.20	.35	1.15	4.00
Cooper's Special . . . .	.10	.20	.35	1.00	3.50
Livingston's Beauty ..	.05	.15	.30	.90	3.00
Dwarf Ponderosa . . . .	.10	.25	.45	1.50	5.00
The Brimmer . . . . .	.10	.30	.60	2.00	7.00
Giant Ponderosa . . . .	.10	.25	.45	1.50	5.00

### YELLOW FRUITED TOMATOES

Golden Ponderosa . . .	.10	.25	.45	1.50	5.00
Golden Queen . . . . .	.10	.20	.40	1.25	4.50

### SMALL FRUITED TOMATOES

Italian Red Plum . . . .	.10	.25	.45	1.50	5.00
Yellow Plum . . . . .	.10	.25	.45	1.50	5.00
Red Pear . . . . .	.10	.25	.45	1.50	5.00



# Buist's Turnips

*Celebrated for  
Purity and Quality*



Buist's  
Mammoth  
Purple Top  
White Globe

1 Oz. per 100 Ft.;  
2 Lbs. per Acre

## White Fleshed Varieties

### Grown from Selected and Transplanted Roots

**Culture**—Turnips like cool weather and thrive best in Spring and Fall.

For early turnips plant the seed as soon as the ground can be worked so that the roots are large enough for the table before hot weather, otherwise they will become fibrous, tough and bitter. Sow in good rich soil either broadcast or in drills  $\frac{1}{2}$  in. deep,  $1\frac{1}{2}$  to 2 ft. apart and thin out to 3 to 4 ins. apart in the row.

For late turnips sow late in Summer or early Fall. Harvest the crop after freezing weather, top and store in an outdoor pit or a cool cellar.

#### EARLY RED OR PURPLE TOP FLAT

**45 Days**—Early and a general favorite with all. Used for the table when young and for stock feeding when matured. Tops small, strap leaved and upright. Roots flat, 3 to 5 ins. in diameter and half as thick; white with purplish-red top. Flesh white, fine grained and mild.

#### EARLY WHITE FLAT DUTCH

**45 Days**—One of the best early varieties for home and market gardeners. Tops small, erect and strap leaved. Roots flat, 3 to 5 ins. in diameter,  $1\frac{1}{2}$  ins. thick and entirely white. Flesh pure white, fine grained and sweet.

### BUIST'S MAMMOTH PURPLE TOP WHITE GLOBE

**60 to 65 Days**—This very fine selection continues to be the most popular and our best seller. Beside being the largest and very best strain on the market, it is the most valuable and salable variety grown. Planted either early or late it is a sure cropper producing an enormous yield of uniform, handsome turnips excellent for bunching or topped. It is the best white fleshed variety for table use, the standard for home, market garden and shipping. For stock feeding grow to full size. Tops medium large, erect and cut-leaved. Roots globular, 4 to 6 ins. in diameter, white with purple top, very smooth. Flesh white, fine grained, sweet and tender.

### POMERANIAN OR LARGE WHITE GLOBE

**70 Days**—Although grown extensively for stock feeding, producing a heavy yield per acre when matured, it is good for table use when pulled young. Tops large, cut-leaved. Roots 5 to 8 pounds, globular, 4 to 6 ins. in diameter, white throughout with flesh firm and somewhat coarse in texture.

#### TURNIP—White Fleshed Varieties

	Pkt.	Oz.	$\frac{1}{4}$ Lb.	Lb.
Buist's Mammoth Purple				
Top White Globe.....	\$0.05	\$0.10	\$0.20	\$0.60
Early Purple Top Flat.....	.05	.10	.20	.50
Early White Flat Dutch.....	.05	.10	.20	.50
Pomeranian or Large				
White Globe .....	.05	.10	.20	.50



# White Fleshed Varieties (Continued) Buist's Turnips

## EXTRA EARLY PURPLE TOP MILAN

**40 Days**—The Milans are the earliest turnips grown. Excellent for home gardeners, truckers and for forcing. Tops are very small, strap leaved and compact. Roots very flat, 3 to 4 ins. in diameter, white with purple top and smooth. Flesh pure white, fine grained, sweet and tender.

## EXTRA EARLY WHITE MILAN

**40 Days**—Attractive in appearance, this variety is entirely white. In all other respects the same as Purple Top Milan.

## PURPLE TOP WHITE GLOBE

**60 Days**—A well known turnip grown extensively for the table and stock feeding. Roots large, globe-shaped, white with purple top. Refer to Buist's Mammoth, which is selected from this variety.

## WHITE NORFOLK

**75 Days**—A popular large, white globe variety used in the South. Fine for table or stock. Tops are also used for greens.

## EARLY WHITE EGG

**55 Days**—Early and very desirable for home and market gardeners. Tops medium, compact, erect and cut-leaved. Roots egg-shaped, smooth, 3 to 3½ ins. long, 2 to 2½ ins. in diameter growing half out of the ground. White throughout with firm, fine grained, sweet flesh of fine quality.

## EARLY SNOWBALL

**40 Days**—An early variety of fine quality recommended for home and market gardeners. Tops small and upright. Roots round, medium size 2 to 3 ins. in diameter, white throughout with fine grained, sweet and tender flesh.

## COW HORN OR LONG WHITE

**70 Days**—A long carrot-shaped variety growing half out of the ground. Chiefly grown for stock feed but very good for table use if young. Tops large, erect, cut-leaved. Roots white with light green top, 12 to 15 ins. long, 2½ to 3 ins. in diameter, tapering to a blunt point, slightly crooked. Flesh mild, sweet and tender. A heavy cropper.

## Yellow Fleshed Varieties

### PURPLE TOP YELLOW ABERDEEN

**75 Days**—An attractive turnip with splendid keeping qualities. A valuable all-purpose variety for Winter use. Tops large, cut-leaved. Roots pale yellow with purplish-red top, globular, 4 to 5 ins. in diameter, smooth and solid. Flesh pale yellow, firm, sweet and tender.

### AMBER GLOBE

**75 Days**—A beautifully formed variety grown chiefly for stock feed. Pull when 3 to 4 ins. for table use. Tops large, cut-leaved. Roots light yellow with green top, globular, large, 5 to 7 ins. in diameter and smooth. Flesh pale yellow, fine grained, sweet and tender. A heavy yielder and splendid keeper.

### YELLOW GLOBE

**75 to 80 Days**—Excellent for both table and stock feeding. Tops large, upright, cut-leaved. Roots globular, 4 to 5 ins. in diameter, pale yellow throughout with firm, crisp, excellent flavored flesh.

### GOLDEN BALL

**60 Days**—The best of the yellow-fleshed varieties for the home and market gardener to use for an early Fall crop. Tops small, erect, cut-leaved. Roots orange-yellow, round, 4 to 5 ins. in diameter and smooth. Flesh yellow, fine texture, mealy with a nice flavor.

## Foliage Turnips for Greens

**GROWN** extensively in the South for Winter and Spring salad. Plant the seed in August, September or very early Spring. The tops are cooked and served as greens.

### SEVEN TOP

A very hardy popular variety planted everywhere in the South for greens and for stock grazing. Shoots very tender when young. Roots woody and undesirable for table use.

### SOUTHERN PRIZE

Similar in growth to Seven Top, hardy and produces an abundance of leaves for greens and forage.

### SHOGOIN OR JAPANESE FOLIAGE

A valuable combination for both tops and edible roots. Resists insects and withstands hot, dry weather. Tops produce a heavy crop of erect leaves 18 to 20 ins. tall which are large, thick, juicy, tender and of mild flavor. Roots semi-globular, white throughout with fine-grained, tender, sweet and mild flavored flesh.

## TURNIP—White Fleshed Varieties (continued)

	Pkt.	Oz.	¼ Lb.	Lb.
Early Purple Top Milan . . . . .	\$0.05	\$0.10	\$0.20	\$0.60
Early White Milan . . . . .	.05	.10	.20	.60
White Norfolk . . . . .	.05	.10	.20	.50
Early White Egg . . . . .	.05	.10	.20	.50
Early Snowball . . . . .	.05	.10	.20	.60
Cow Horn . . . . .	.05	.10	.20	.50

## TURNIP—Yellow Fleshed Varieties

	Pkt.	Oz.	¼ Lb.	Lb.
Yellow Aberdeen . . . . .	\$0.05	\$0.10	\$0.20	\$0.50
Amber Globe . . . . .	.05	.10	.20	.50
Yellow Globe . . . . .	.05	.10	.20	.50
Golden Ball . . . . .	.05	.10	.20	.50

## TURNIP—Foliage Varieties

	Pkt.	Oz.	¼ Lb.	Lb.
Seven Top . . . . .	\$0.05	\$0.10	\$0.20	\$0.45
Southern Prize . . . . .	.05	.10	.20	.45
Shogoin . . . . .	.05	.10	.20	.60



# Rutabaga or Swedish Turnip

BUIST'S—  
Best for  
Bumper  
Crops

• Food for Man or Beast •



Buist's Improved Purple Top Yellow Rutabaga

1 Oz. per 100 Ft.; 2 Lbs. per Acre

**Culture**—Rutabagas require a longer growing season to mature. They have firmer flesh than turnips and when stored will keep later into the Spring. Never sow the seed broadcast. It should be sown in drills on raised ridges which should be slightly leveled off with the back of a harrow and lightly rolled after seeding. To produce large roots plant the seed the latter part of June until the middle of July  $\frac{1}{2}$  in. deep in rows 2 ft. apart and thin out to 6 ins. apart in the row. As the plants grow, ridge up to allow the roots to form. After a touch of frost, pull, top and store in a pit or cool cellar for Winter use.

### BUCKS COUNTY

**80 Days**—Our stock of this locally famous rutabaga is the finest on the market. It produces the true type so much in demand in the Philadelphia section. Ten to fifteen days earlier in maturing and sold at a premium for early Fall market. Roots a rather light yellow with a purple top, uniform, globe-shaped, slightly flattened and absolutely neckless. Flesh cream yellow, fine grained, tender, excellent quality and not as strong in flavor as other rutabagas.

### CANADIAN GEM

**88 Days**—A favorite variety with the Canadian growers dependable for uniform growth and fine quality. A quick grower, hardy and resists mildew. Roots yellow with purple top, nearly round with small tops and short neck. Sweet, tender, yellow flesh.

## BUIST'S IMPROVED PURPLE TOP YELLOW

**90 Days**—This is the largest and most productive Rutabaga grown. The result of many years of careful selection has gained a great reputation for the quality of our strain—Buist's Improved. It is the best for table and stock feeding and recommended highly for storage and shipping. Roots bright yellow with purple top, large 5 to 7 ins. in diameter with small tops and exceedingly short neck. Flesh yellow, fine grained, firm, sweet and tender.

### BREADSTONE

**85 Days**—Also known as Budlong or White Rock. A good keeper of fine quality with a delicate flavor for table use. Roots white tinted green at the top, oval, 4 to 5 ins. in diameter. Flesh white and firm.

### SWEET GERMAN

**90 Days**—A white fleshed rutabaga. Very hard and firm when harvested but mellows during Winter. Grown for stock feed and very desirable for table use. Roots white, light green at the very top, neckless, nearly round, 5 to 6 ins. in diameter with sweet flesh.

### RUTABAGA

	Pkt.	Oz.	$\frac{1}{4}$ Lb.	Lb.
Buist's Improved Purple Top Yellow	\$.05	\$0.10	\$0.20	\$0.60
Bucks County	.10	.15	.50	1.50
Canadian Gem	.05	.10	.25	.75
Breadstone	.05	.10	.20	.60
Sweet German	.05	.10	.20	.60



## Useful for Fragrance—Flavoring—Medicinal and Ornamental Purposes

**H**ERBS take but little room in the garden. They are valuable for flavoring, for the fragrance they impart to the home and for the ornamental qualities of some varieties when used in the flower garden.

**Culture**—Plant in rich, mellow soil early in the Spring in very shallow drills 1 ft. apart and thin out or transplant to 6 ins. apart in the row. The varieties used in dry form should be cut on a dry day before they have come into full bloom. Tie in bunches and hang in the shade. Dry quickly, bottle or pack tightly in boxes with the air entirely excluded.

**ANISE.** Annual. 14 to 16 ins. Seeds used for flavoring bread, cakes, cordials and garnishing.  
Oz., 15c; ¼ lb., 50c.....Pkt. 10c

**BALM.** Perennial. 1½ ft. Lemon scented leaves used for seasoning, fruit drinks and liqueurs.  
½ oz., 30c.....Pkt. 10c

**BASIL, SWEET.** Annual. 1 ft. Leaves used for seasoning, salads, soups and fruit drinks.  
Oz., 15c; ¼ lb., 50c.....Pkt. 10c

**BORAGE.** Annual. 1½ ft. Leaves used for garnishing and cordials. Also cut flowers.  
Oz., 15c; ¼ lb., 50c.....Pkt. 10c

**CARAWAY.** Biennial. 2 ft. Seed used for flavoring bread, pastry, baked fruits and liqueurs.  
Oz., 15c; ¼ lb., 25c.....Pkt. 10c

**CATNIP.** Perennial. 1 ft. Leaves used for medicine, seasoning and tonic for animals.  
½ oz., 35c.....Pkt. 10c

**CHERVIL.** Double or Plain. Annual. 1 ft. Leaves used for seasoning.  
Oz., 20c; ¼ lb., 60c.....Pkt. 10c

**CHIVES.** Perennial. 6 ins. Leaves of onion-like flavor used for salads, soups and stews.  
½ oz., 45c; Oz., 80c.....Pkt. 10c

**CORIANDER.** Annual. 2 ft. Seeds used for flavoring candy, medicine and cordials.  
Oz., 15c; ¼ lb., 25c.....Pkt. 10c

**DILL, MAMMOTH.** Annual. 2 to 3 ft. Seeds and leaves used for dill pickles and dill sauce.  
Oz., 15c; ¼ lb., 30c; lb., 90c.....Pkt. 10c

**FENNEL, SWEET.** Biennial. 3 to 4 ft. Edible stalks like celery. Leaves for flavoring sauces and soups. Seeds to flavor candy and medicine.  
Oz., 15c; ¼ lb., 40c.....Pkt. 10c

**HOREHOUND.** Perennial. 2 to 3 ft. Used for flavoring cough syrups and candy.  
Oz., 30c; ¼ lb., \$1.00.....Pkt. 10c

**LAVENDER.** Perennial. 2 ft. Extracted oil is used for perfumes and soaps. Dried leaves to scent linen closets. Also a moth repellent.  
Oz., 30c; ¼ lb., 90c.....Pkt. 10c

**MARJORAM, SWEET.** Perennial. 2 ft. Leaves used for seasoning salads, soups and poultry dressings.  
Oz., 30c; ¼ lb., \$1.00.....Pkt. 10c

**MINT.** Perennial. 2 ft. Leaves used to flavor sauces, tea and liqueurs.....Pkt. 25c

**ROSEMARY.** Perennial. 3 to 4 ft. Leaves used for seasoning meats and soups. Very fragrant.  
Oz., 40c; ¼ lb., \$1.25.....Pkt. 10c

**RUE.** Perennial. 1 ft. Bitter leaves used by Italians in salads and for seasoning.  
½ oz., 30c; Oz., 50c.....Pkt. 10c

**SAFFRON.** Annual. 1 ft. Yellow flowers used for coloring and flavoring.  
½ oz., 25c; Oz., 45c.....Pkt. 10c

**SAGE.** Perennial. 1 ft. Leaves used for seasoning meats and poultry dressings.  
Oz., 30c; ¼ lb., 90c.....Pkt. 10c

**SAVORY, SUMMER.** Annual. 10 ins. Leaves and shoots used in salads and for flavoring dressings, soups, stews, snap beans, etc.  
Oz., 15c; ¼ lb., 50c.....Pkt. 10c

**THYME.** Perennial. 10 ins. Leaves used in combination with other herbs for seasoning meat, gravy, fillings, etc.  
Oz., 35c; ¼ lb., \$1.15.....Pkt. 10c

**WORMWOOD.** Perennial. 4 to 5 ft. Bitter leaves used for medicines and liqueurs.  
Oz., 30c; ¼ lb., 90c.....Pkt. 10c

# Tobacco

## 1 Oz. for 5000 Plants Sufficient for 1 Acre

**Culture**—A very clean piece of land is best for tobacco plant beds. It is customary to burn a piece of land in the woods for plant beds. This destroys grass, weeds and insects, adds fertility through the action of the wood ashes and leaves the ground in good order. Sow the seeds in the South about February and protect by plant-bedcloth to keep off tobacco flies. In the North plant from the middle of March to the middle of April. For an even distribution of seed sow at the rate of an even teaspoonful of seed mixed with two quarts of sand for 100 sq. ft. of bed. Press them into the surface with a roller or plank rather than cover with soil. When large enough and weather is settled during May or June, set the plants out in highly manured or fertilized soil in 3½ ft. rows, 3 ft. between the plants. Shallow cultivation to maintain a loose, fine, mulch about the plant, with frequent hoeing to keep down weeds is essential. To develop the lower leaves more fully, break off the top of the plant about the third branch below the seed head, remove suckers frequently and be on constant guard for worming. Tobacco may be sun or flue-cured.

**BONANZA.** Especially adapted to sandy soils. It will make either a bright or a mahogany of good weight. Leaf medium long, rather broad tapering and easily cured. Popular in the South.

**CONNECTICUT SEED LEAF.** A very desirable cigar variety used extensively in all the Northern cigar leaf States. A handsome leaf, ripening uniformly and possessing a choice texture and delightful flavor.

**ANY OF THE ABOVE TOBACCO SEED**

Pkt. 10c; ½ Oz. 25c; Oz. 40c; ¼ Lb. \$1.25; Lb. \$4.50

**PENNSYLVANIA SEED LEAF.** The same in every respect to the Connecticut Seed Leaf except the strain is adapted to Pennsylvania.

**IMPROVED GOLD LEAF.** The popular flue-cured tobacco so widely used in the Southern bright tobacco belt. Likes a sandy soil. Plant upright with long, broad, tapering leaves. Ripens uniformly. The easiest of all to cure into a high grade, bright leaf of rich golden yellow.

**SWEET or LITTLE ORONOKO.** The best variety to grow in the South for sun curing which makes a natural chewing tobacco. Also used for wrappers and fillers. Leaf very long, narrow and pointed. Cures bright.

**WARNE.** One of the best bright flue-cured varieties. Adapted to a wide range of soils and produces a good crop over the entire bright tobacco belt of the South. Next to Gold Leaf in popularity. Leaf long, medium-broad, pointed and fine texture. Cures bright with fine silky quality.

**IMPROVED WHITE BURLEY.** A variety adapted to a wide range of uses and almost all kinds of soils in the tobacco sections of the South. Leaf medium long, broad, fine texture and easily cured. Makes an excellent chewing tobacco or a fine pipe smoke.

**IMPROVED YELLOW ORONOKO.** A reliable bright sort adapted to any Southern section where bright tobacco will grow. Used for wrappers and fillers. Leaf medium long, wide and tapering to a blunt point. Easy to cure.





*A beautiful lawn like this can be made by sowing  
Buist's Evergreen Lawn Grass Seed*

## FORMATION OF LAWNS FROM SEED

**W**HEN a lawn or park is properly seeded, the next most important feature is the grass which covers it; for no matter how beautiful a lawn is situated and planted, if it lacks this one requisite, it ceases to be attractive. To accomplish this, pay great attention to the preparation of the soil. It should be ploughed, sub-soiled and cross-ploughed; the surface properly graded and finely prepared, taking care to collect every weed or root of a weed that can be found. Sow the seed in the months of March or April in the Spring, and from the latter part of August to the end of September in the Fall. What kind of seed to sow, and where to get it, is the next question, as all that is called lawn grass seed is by no means the same; for some of those who prepare it are entirely ignorant of the growth and nature of the various varieties of grasses, and are frequently led into errors that prove ruinous to the lawn. An error of this kind involves a great loss and disappointment to the owner, and is almost irreparable; therefore, procure your seed from an experienced and reliable house.

After preparing the ground as directed, sow the seed at the rate of one hundred pounds to the acre; cover in with a light seed-harrow, or thin branches tied together to serve the purpose of harrowing, and give the whole a light roll with a field or lawn roller. Our finest mixed lawn grass, which we prepare, is well known for its superior quality in producing a succession of verdure throughout the whole season. Early and frequent mowing is the secret of your after success, which gives strength and stability to the sward. During the warm Summer months do not cut close, and permit the mown grass to lie on the lawn, as it will greatly strengthen the roots and prevent the young grass from being burned out. And as a top dressing or manuring, never use stable manure, as it always contains seeds of weeds, but apply pure bone meal, or what is still better, **Buist's Lawn Enricher**, at the rate of 400 to 600 pounds per acre. A coating of bone meal and wood ashes applied in the late Fall is very beneficial, and gives the grass a good start in the Spring.

## BUIST'S LAWN ENRICHER

*Odorless and Quick Acting*

**Buist's Lawn Enricher** is an ideal fertilizer for the lawn. Acts quickly, stimulating the roots to activity. The result is a beautiful dark green lawn, which will remain green and velvety all season. Broadcast at the rate of 400 to 600 pounds per acre. 5 lbs., 35c; 10 lbs., 60c; 25 lbs., \$1.10; 50 lbs., \$2.00; 100 lbs., \$3.50; sack of 200 lbs., \$6.00; ton, \$50.00.



## BUIST'S LAWN GRASS SEEDS

**SOW**—On new land, use 1 lb. for every 200 square feet or 5 lbs. for 1000 square feet, 100 lbs. for one acre. For renovating old lawns when turf is thin use half quantity.

### BUIST'S EVERGREEN

This mixture has long been famous for producing a succession of verdure throughout the year. It is composed of the finest varieties of grasses, each of which has its season of beauty, and the result of this blending is the producing of a sod that is not only always evergreen and velvety in appearance, but of the color and beauty of an emerald.  $\frac{1}{2}$  lb., 20c; lb., 40c;  $2\frac{1}{2}$  lbs., 90c; 5 lbs., \$1.65; 20 lbs., \$6.00.

### BUIST'S "EMERALD GREEN"

A perfect blended combination of fine bladed, compact, quick growing grasses. The ingredients of this mixture are the highest grade of re-cleaned seed only, carefully proportioned to maintain a rich velvet green color from early Spring to late Fall.  $\frac{1}{2}$  lb., 25c; lb., 50c;  $2\frac{1}{2}$  lbs., \$1.10; 5 lbs., \$2.00; 20 lbs., \$7.00.

### BUIST'S LAWN RESTORING

Compounded from grasses which take firm hold and grow rapidly on hard wornout lawns or on burnt spots. The best time to re-sow is very early in the Spring, or seed may also be sown with excellent results in the Fall, during the month of September.  $\frac{1}{2}$  lb., 25c; lb., 50c;  $2\frac{1}{2}$  lbs., \$1.10; 5 lbs., \$2.00; 20 lbs., \$7.00.

### PUTTING GREEN

Golf courses require a mixture of grass seed which will give a smooth, level compact turf. Our long experience in the blending of grasses enables us to select those best adapted for this purpose. Buist's Putting Green Mixture, of fine high-grade grasses, will make a close firm, green and lasting turf which will improve with use.  $\frac{1}{2}$  lb., 40c; lb., 75c;  $2\frac{1}{2}$  lbs., \$1.75; 5 lbs., \$3.25; bushel of 25 lbs., \$15.00.

### FAIR GREEN MIXTURE

The grasses in this mixture will produce a rich green turf and will resist tramping and hard wear and will retain its color during the severest drought.  $\frac{1}{2}$  lb., 20c; lb., 35c;  $2\frac{1}{2}$  lbs., 85c; 5 lbs., \$1.50; 20 lbs., \$5.50.

### "SHADY NOOK"

It has always been very difficult to secure a grass seed mixture that would make a lasting growth in shaded places, especially under trees, but our Shady Nook mixture has overcome this trouble, and can be depended upon to supply this long-felt want; it is comprised of a selection of the finest grasses, which do especially well in shaded or sheltered situations and will quickly produce a fine sward.  $\frac{1}{2}$  lb., 25c; lb., 50c;  $2\frac{1}{2}$  lbs., \$1.10; 5 lbs., \$2.00; 20 lbs., \$7.00.

### BUIST'S CENTRAL PARK

This variety is a combination that will produce a permanent and lasting turf, a good mixture, free from weeds, suitable for various soil conditions, always giving good results in light as well as heavy soil. Recommended for terraces and exposed places, also for re-seeding bare places. Lb., 35c;  $2\frac{1}{2}$  lbs., 85c; 5 lbs., \$1.50; 20 lbs., \$5.50.

### BUIST'S TERRACE

A combination of grasses best adapted for sloping ground and terraces, producing strong spreading roots, withstanding drought, thriving in shallow soils, and preventing washing out by heavy rains; producing at the same time a beautiful green turf throughout the season.  $\frac{1}{2}$  lb., 25c; lb., 50c;  $2\frac{1}{2}$  lbs., \$1.10; 5 lbs., \$2.00; 20 lbs., \$7.00.

### BUIST'S "SUNNY SOUTH"

A special preparation that will resist extremes of heat and drought; this mixture has given satisfactory results and by proper care and continual watering, a beautiful lawn can be had in the Southern States, where grasses do not usually thrive during the Summer months.  $\frac{1}{2}$  lb., 20c; lb., 40c;  $2\frac{1}{2}$  lbs., 85c; 5 lbs., \$1.50; 20 lbs., \$6.00.

### BERMUDA GRASS

A very valuable grass in the warmer climates; as a lawn grass it is much used in the South with excellent results. Resists extreme drought during the hot seasons. Does not thrive north of North Carolina. Seed should be sown at rate of 10 lbs. per acre. Lb., 55c; 5 lbs., \$2.25; 10 lbs., \$4.00.

## Special New Jersey Lawn Mixtures

We offer below the Lawn Grass Seed Mixtures we have prepared in accordance with the formula recommended and published by the New Jersey State Agricultural Experiment Station.

**Formula No. 1** (With or without White Clover). For lawns on fair to good soils. Lb., 55c;  $2\frac{1}{2}$  lbs., \$1.15; 5 lbs., \$2.00; 25 lbs., \$8.25; 100 lbs., \$30.00.

**Formula No. 2**. For finest quality turf. Lb., 75c;  $2\frac{1}{2}$  lbs., \$1.65; 5 lbs., \$3.00; 25 lbs., \$12.00; 100 lbs., \$45.00.

**Formula No. 3**. For shaded areas. Lb., 65c;  $2\frac{1}{2}$  lbs., \$1.50; 5 lbs., \$2.50; 25 lbs., \$10.50; 100 lbs., \$40.00.

**Formula No. 4**. For poor clayey, shaley or sandy soils. Lb., 65c;  $2\frac{1}{2}$  lbs., \$1.50; 5 lbs., \$2.50; 25 lbs., \$10.50; 100 lbs., \$40.00.



82 **Buist's Grass Seeds**—*Fancy Recleaned*



**Buist's Special Grass Seed Mixtures**  
FOR  
**HAY OR PERMANENT PASTURE**

**T**HE demand for our Special Mixtures of Grass Seeds for hay and permanent pasture is very rapidly increasing. The old custom of seeding down to clover and timothy alone must in a few years give way, to a very large extent, to the more improved method of mixing or blending the varieties of Grasses to be sown. When we state that the modern preparations will produce twice as much per acre as timothy and clover, it is no exaggeration. It would therefore be great folly for the agriculturist not to adopt it, or at least experiment with a trial, to a moderate extent, until he becomes convinced of the great advantage to be derived from it.

In ordering, it is necessary to state the character of soil on which it is to be seeded, that the proportions of the most desirable varieties can be selected for the purpose.

**Buist's Permanent Pasture Grass Seed Mixture**—Sow 3 bushels per acre. Price per bushel of 20 lbs., \$4.25; 5 bushels at \$4.00 per bushel.

**Buist's Permanent Hay Field Grass Seed Mixture**—Sow 3 bushels per acre. Price per bushel of 20 lbs., \$4.25; 5 bushels at \$4.00 per bushel.

**VARIETIES OF GRASS SEEDS**

**Kentucky Blue Grass. Fancy Cleaned** (*Poa pratensis*).—Also known as June Grass. It is one of the most valuable varieties for lawn purposes, and as a fine pasture grass is indispensable. It thrives in dry soils and retains its verdure during the hottest weather; it is the famous Grass of Kentucky, and is regarded as the most valuable of all varieties. It is especially valuable from the fact that it starts early in the Spring and furnishes good grazing until late in the Fall. It requires, however, two to three years to become established, and should, therefore, be sown with other grasses. Our stock is the finest, heaviest and best matured seed, thoroughly recleaned. For lawns, sow fifty pounds per acre, and for pasture, twenty-five pounds per acre. Lb., 30c; 10 lbs., \$2.50; 25 lbs., \$5.50; 100 lbs., \$20.00.

**GRASS SEEDS ARE SUBJECT TO MARKET CHANGES**



# Free from Weeds—Buist's Grass Seeds 83

## BLUE GRASS CANADIAN

A celebrated Canadian variety, where it is grown very extensively for pasture and hay. Will thrive in any soil. Lb., 35c; 10 lbs., \$2.75; 100 lbs., \$25.00.

## BLUE GRASS KENTUCKY (See Page 82)

### BENT GRASS, SEASIDE

This is a hardy creeping variety forming an ideal turf of dark green color and uniform in texture. Does well in moist situations, making a rapid growth and adapts itself to any soil, particularly acid soil. Excellent for putting greens and fine lawns. Sow 5 lbs. to 1,000 square feet. Lb., \$1.00; 10 lbs., \$8.50; 100 lbs., \$80.00.

### BENT GRASS, COLONIAL

This variety differs from Seaside in that it seldom produces stolons but spreads from underground root stalks. A very valuable feature because it gives a dense, reinforced sod of a pleasant green color. It succeeds on well-drained soils and will thrive on acid soils. Lb., \$1.00; 10 lbs., \$8.50; 100 lbs., \$80.00.

### CREEPING BENT GRASS

For lawns, putting greens, tennis courts, etc. It is of rapid growth and spreading habit and forms a strong enduring turf which will withstand hard usage. Lb., \$1.00; 10 lbs., \$8.50; 100 lbs., \$80.00.

### CARPET GRASS

A very valuable pasture grass for the South. It grows on poor, sandy soil, and thrives vigorously on most any soil if moisture conditions are favorable. For lawns and golf courses it makes a heavy sod. Sow 10 lbs. to the acre for pasture; 20 lbs. for lawns. Lb., 40c; 10 lbs., \$3.50; 100 lbs., \$30.00.

### CRESTED DOG'S-TAIL

This is a most valuable permanent pasture grass. It is very tender and nutritious, the roots penetrate deeply into the ground, which enable it to stand severe droughts. Lb., 50c; 10 lbs., \$4.00; 100 lbs., \$35.00.

### FESCUE, CHEWING'S

Recommended for fine lawns and putting-greens. It resists drought and gives good results under trees, succeeds on sandy soils, making a close sod. Sow 30 pounds to the acre. Lb., 60c; 10 lbs., \$5.00; 100 lbs., \$45.00.

### FESCUE, HARD

Valuable for permanent pasture on poor lands, doing well on sandy and siliceous soils. Very hardy, thrives well in dry situations. Lb., 60c; 10 lbs., \$5.00; 100 lbs., \$45.00.

### FESCUE, MEADOW, OR ENGLISH BLUE

A valuable variety for permanent pasture or hay; it is very fragrant. Lb., 30c; 10 lbs., \$2.50; 100 lbs., \$20.00.

### FESCUE, RED OR CREEPING

An excellent bottom grass, forming a close and lasting turf. It resists extreme drought and thrives on very inferior soils. Valuable for putting greens, also for sowing on sandy soil and in shaded places. Lb., 90c; 10 lbs., \$8.50; 100 lbs., \$75.00.

### FESCUE, SHEEP'S

Is one of the best varieties for sheep pastures, and is used in all preparations of grasses in England for that purpose. Lb., 60c; 10 lbs., \$5.00; 100 lbs., \$45.00.

### ORCHARD GRASS

One of the most desirable and earliest varieties of grasses for sowing in orchards, pastures or in shady places. It grows rapidly, and does not suffer from close feeding. Lb., 30c; 10 lbs., \$2.50; 100 lbs., \$20.00.

### RED TOP, FANCY RECLEANED

This is one of the most valuable varieties for pasture or for using in lawn preparations; will thrive in any soil. Highly recommended for land that will not grow Kentucky Blue Grass. For pastures sow 15 lbs., for lawns sow 25 lbs. per acre. Lb., 30c; 10 lbs., \$2.00; 100 lbs., \$16.00.

### RED TOP, UNHULLED

For lawns sow 40 lbs. per acre. Lb., 25c; 10 lbs., \$1.50; 100 lbs., \$12.00.

### ROUGH STALKED MEADOW GRASS

Recommended for shady places, and is also a rich pasture grass. Lb., 55c; 10 lbs., \$4.50; 100 lbs., \$40.00.

### RYE GRASS, ENGLISH PERENNIAL

A nutritious permanent grass for meadows and pastures, or for mixing with other grasses for lawns, or for permanent pasture mixtures. Lb., 30c; 10 lbs., \$1.75; 100 lbs., \$15.00.

### RYE GRASS, ITALIAN

Very desirable for pasture, thriving in any soil, maturing the first season. Recommended for Southern lawns in Winter when the Bermuda is dormant. Lb., 30c; 10 lbs., \$1.50; 100 lbs., \$12.00.

### RYE GRASS, DOMESTIC

A valuable grass for pastures and lawns when quick results are required. Thrives well on any soil. Sow 50 pounds per acre. Lb., 30c; 10 lbs., \$1.25; 100 lbs., \$10.00.

### TIMOTHY

The most valuable of all hay grasses; produces heavy crops. Sow either in Spring or Fall at the rate of 15 lbs. per acre, but less if used with other grasses. Lb., 20c; 10 lbs., \$1.00; bu. of 45 lbs., \$3.00.

### WOOD MEADOW

Grows well under trees and in moist places. Lb., \$1.00; 10 lbs., \$9.00; 100 lbs., \$80.00.

GRASS SEEDS ARE SUBJECT TO MARKET CHANGES





Red Clover

### ALFALFA CLOVER OR LUCERNE

The most valuable forage crop, now grown successfully in every State of the Union. It is a legume, taking free nitrogen from the air and storing it up in the deep growing root. It will succeed on any good loamy soil, but the land must be well and thoroughly prepared for the best results. Alfalfa should always be cut when just commencing to bloom. If the seed is allowed to form, the growth of the plant ceases. March and April is the best time to sow in the Spring, and the latter part of August and during September, in the Fall. Sow at the rate of 20 to 25 lbs. to the acre. **Prices quoted on request.**

### WHITE DUTCH CLOVER (*Trifolium Repens*)

This is largely used in lawn and permanent pasture mixtures. It makes a small, close, compact growth. Sow 10 to 12 lbs. per acre if alone or 4 lbs. with other grasses. The seed we offer is of the highest grade. Oz., 10c;  $\frac{1}{4}$  lb., 20c; lb., 60c; 5 lbs., \$2.75; 10 lbs., \$5.00.

## CLOVER SEEDS

**W**E CLEAN all our Clover Seeds by the most improved machinery. They are entirely free from all weeds and dirt, and are of the very finest grade.

### RED CLOVER

(*Trifolium Pratense*)

Regarded as the most valuable farm crop, and is used largely for pasturage and hay. Clover adds greatly to the fertility of the land on which it is grown. It does not exhaust the soil, but enriches it, adding humus and nitrogen, thereby providing rich food for the crops which follow. It makes two crops each year and is very nutritious. Fifteen pounds of seed to the acre. **Prices quoted on request.**

### ALSIKE, OR SWEDISH CLOVER

(*Trifolium Hybridum*)

A very valuable variety, which resembles the Red Clover in growth and habit. Valuable in preparations for hay and permanent pasture; very hardy, resisting extremes of heat and drought and also severe cold weather to a remarkable extent; thrives equally as well on wet or dry soils; of very luxuriant growth; sweet and nutritious. A good honey plant for bees. **Prices quoted on request.**

### WHITE BOKAHARA OR SWEET CLOVER

(*Melilotus Alba*)

Sweet Clover is valuable in the bringing up of old waste and wornout soils, and thrives well even on extremely poor soil. If plowed under, it adds humus and nitrogen to the soil. Sweet Clover's greatest value, other than a fertilizer, is in preparing the soil for Alfalfa, as the bacteria of Sweet Clover is the same as that of Alfalfa. No other clover will build up land like Sweet Clover. Sow 15 lbs. to the acre. **Prices quoted on request.**

### CRIMSON, OR SCARLET CLOVER (*Trifolium Incarnatum*)

An annual of strong, erect growth, providing large crops of green forage; or, if cut while in bloom, will make excellent hay. By plowing the crop under, it will make the land rich, fill it with humus and increase the yield of corn or other crops to follow. Sow 15 pounds to the acre. **Prices quoted on request.**

The market on Clover Seed is constantly fluctuating and the prices quoted here are subject to changes. Write for latest prices.



**DWARF ESSEX RAPE**

**An English Forage Plant of Great Value to the Farmer and Planter**

The sheep and cattle farmers of Great Britain regard Essex Rape as an indispensable crop, and it can be seen growing on almost every farm. It is a forage plant of the greatest value, of rapid growth, yielding from twenty to twenty-five tons of green forage to the acre, which affords the finest pasture for sheep, hogs, cattle and poultry — they always thrive and fatten on it. It is perfectly hardy and in the Southern States can be sown from August to April. In the North sow from March to May and from August to October. Give stock access to salt while feeding on rape.

It makes an excellent salad or "Greens," and can be grown as a substitute for turnip greens; it is extensively planted in the South for that purpose. Sow 8 to 10 pounds per acre broadcast and 4 pounds in drills. Lb., 25c; 10 lbs., \$1.25; 50 lbs., \$5.00.



Dwarf Essex Rape

**HAIRY OR WINTER VETCH (*Vicia Villosa*)**

The Vetch is another very valuable forage plant, which has been grown very extensively in England and Germany for many years, and cannot be recommended too highly to the farmers and planters of this country. Judging from the increased demand the past year, many have already been impressed with its great value. Sow broadcast from July to October, at the rate of twenty-five to thirty pounds per acre, with three pecks of wheat, rye or oats, which will support the Vetch, greatly increasing its growth and keeping it from the ground; it should be cut for a hay crop just as the grain has headed out, or when it is still in a milky state. Lb., 30c; 10 lbs., \$1.60; 25 lbs., \$3.50; 100 lbs., \$12.50.

**COW PEAS**

**The great soil improvers. Makes poor land rich. Makes good land more productive. Also makes a splendid and nutritious green forage or hay crop, enriching the soil even when the crop is cut off**

**T**HERE is no surer or cheaper way of improving the soil than by sowing Cow Peas. The plant is a legume, and through the agency of the nitrogen producing bacteria on its roots adds this valuable plant food to the soil, much cheaper than it is possible to obtain in any other way. Cow Peas make excellent hay; if planted by the middle of May, in the latitude of Philadelphia, a crop can be cut and cured for hay same as clover, then stubble with its new growth may be turned under as a fertilizer. Sow 1½ bushels to the acre.

"Peas could be made to bring more nitrogen to the soils of this country every year than is now purchased annually by the farmers at the cost of millions of dollars."—Year book of the U. S. Department of Agriculture.

Following are the best varieties. As prices fluctuate, write for prices if wanting in quantity:

**WHIPPOORWILL**

An early, upright growing variety; makes a good growth of vine, more largely used and sold than any other sort. **Write for prices.**

**GRAY CROWDER**

A large speckled pea, early to mature, very prolific, a splendid land improver, and valuable as a forage crop; makes an enormous yield of rich, nutritious food. **Write for prices.**

**SOUTHERN BLACK EYE**

A very prolific early sort, vines erect. Very popular in the South, where the peas are used both in a dry and green state for the table. **Write for prices.**

**CANADA FIELD PEAS**

Valuable in the Northern climate for cattle feeding. Excellent for horses and pigs, when sown with oats. Sow broadcast and harrow in at the rate of two bushels per acre. **Peck, \$1.15; bu., \$4.00.**

**BLACK WILSON SOJA BEANS**

Very desirable as a forage crop, producing immense quantities of nutritious feed besides being an excellent soil improver and will withstand drought better than any other forage crop. Sow broadcast at rate of 1 to 1½ bus. to the acre or plant in drills 3½ feet apart, half bushel per acre. **Write for prices.**



# Sundry Farm Seeds

PRICES ARE SUBJECT TO MARKET CHANGES

**BUCKWHEAT—New Japanese**—The kernels are larger than the common kind, the straw stouter and heavier, a very heavy cropper and less liable to blight than other sorts. It makes the finest flour. Sow 1 bushel per acre. Per lb., 25c; pk., 65c; bu., \$2.00.

**BROOM CORN—Weber's Improved Evergreen**—Best variety for general cultivation on account of color and quality of brush, ripens very early, grows about 8 to 10 feet high, brush of good length and shows almost no red. Sow 10 lbs. per acre. Lb., 30c; pk., \$1.65; bu., \$6.00.

**BARLEY—Six Rowed**—A stiff straw, heavy yielding, six rowed bearded variety. An improvement over the old Manshury in time of maturity, has plumper kernel and weighs more to the measured bushel. In stiffness of straw and rust resistance it is superior to any other variety. Two bushels will seed an acre. Per pk., 75c; bu., \$2.50.

**MILLET—Golden (Tennessee Grown)**—In the North, Millet is sown altogether for hay, and for that purpose the Southern grown is the best, it grows taller and finer than the Western, making better hay. In good rich soil it will make a growth of 4 to 5 feet high. A yield of 5 tons of hay is not unusual. Cut before the seed hardens as after that the hay quality decreases. Will withstand dry weather remarkably well. Sow one bushel per acre. Per bu., \$3.50.

**MILLET — Hungarian** — Especially valuable on account of the short season required to make a crop. It can be sown as late as August 1st and yields a heavy crop of excellent hay, only recommended, however, for sowing on low lands or rich soil. Valuable when hay is short or to follow some early harvested crops; sow one bushel per acre. Per bu., \$3.50.

**MILLET—Pearl or Cat Tail (Pencillaria)**—The best known and most valuable of all green forage plants in the South; it is enormously productive, and can be cut several times during the season; also be fed green or cured as dry forage, making a very nutritious food. Sow thinly in rows 3 feet apart at the rate of 10 lbs. per acre. Lb., 20c; 10 lbs., \$1.30.

**MILLET—Japanese Barn-yard**—Entirely distinct from all other Millets. It grows 6 to 8 feet high and yields an enormous crop, when cured it makes good hay and in quality is superior to corn fodder. Sow in May or June. Broadcast 10 to 15 lbs. per acre, or in drills 8 lbs. It does best on low, moist ground. Japanese Millet is adapted to all sections of the country. Lb., 15c; 10 lbs., \$1.00; 100 lbs., \$7.00.

**OATS—Swedish Select**—The best early oats, white color, hull thin, the kernel large and plump, straw is stiff and strong. A remarkable root development makes the Swedish Oat a good drought resister; the earliest of the heavy yielding sorts. Per bu. (32 lbs.), \$1.60; 5 bu. at \$1.50 per bu.

**OATS—Canadian Cluster**—An enormous yielder producing very large heads, straw stiff, grain plump. Ripens early and not liable to rust. Sow 2 bushels per acre. Per bu. (32 lbs.), \$1.60; 10 bu. at \$1.50 per bu.

**OATS—Tartar King**—An extremely early White Oat, and heavy cropper, the straw is tall, very strong and holds up well; one of the earliest, heaviest and most prolific sorts; will weigh in a favorable season 40 lbs. to measured bushel. Per bu. (32 lbs.), \$1.60; 10 bu. at \$1.50 per bu.

**RYE—Spring**—Spring Rye is an excellent catch crop where Winter grains have been killed out. Does not grow quite as large straw as Winter Rye, but yields as well and the grain is of finer quality. Sow 1½ bushels per acre. Per pk., \$1.00; bu., \$3.00.

**RYE—Rosen Winter**—A new heavy yielding variety, straw is strong, very long and stands up well. The heads are long and well filled. A distinct improvement over the common rye. Sow 1½ bushels per acre. Per pk., 75c; bu., \$2.25.

**SUGAR CANE—Early Amber**—An early productive variety, heavy yielder of most nutritious matter, can be fed green or cured; stalks tender and filled with a rich sweet sap. As a fodder plant it is of the very best quality and is greedily eaten by cattle, horses and hogs. Sow one peck per acre in drills 3½ to 4 feet apart. Per pk., \$1.00; bu., \$3.50.

**SUNFLOWER—Mammoth Russian** — Produces large heads and yields twice as large a crop of seed as the common sort, highly recommended for poultry. Lb., 20c; 10 lbs., \$1.20; 100 lbs., \$10.00.

**SUDAN GRASS**—One of the greatest drought-resisting forage and fodder crops grown. It belongs to the Sorghum family, only more thrifty, growing from four to seven feet high, with small stems and an abundance of broad leaves. Broadcast at rate of about fifteen to twenty pounds per acre. Lb., 15c; 10 lbs., \$1.00; 100 lbs., \$7.00.

**VETCH—Spring**—Not as hardy as Winter Vetch. It is a wonderful soil-builder and gatherer of nitrogen, makes fine hay of high feeding value. Sow with oats, using 30 lbs. of each per acre. Lb., 15c; 10 lbs., \$1.00; 100 lbs., \$7.00.



# FLOWER SEEDS

## ANNUALS, BIENNIALS, PERENNIALS

WHAT THEY ARE AND HOW TO TREAT THEM

### Annual Flowers

Annual Flowers grow from seed, blossom, fruit and die down in one season. Many self-sow and are practically permanent. They are obtainable in every color, readily grown and can be used in the following ways—in a border made up of a number of different annuals—for massing of a single variety or color in beds—for filling in spots in the perennial border and rockery—and for growing in rows to supply cutting flowers.

#### *When to Sow Annual Seed*

Nearly all annuals will germinate and bloom the first season if sown outdoors as soon as the ground is warm, but many sorts such as Ageratum, Asters, Carnations, Petunias, Phlox, Salpiglossis, Scarlet Sage, Snapdragon, etc., require sowing in some sheltered situation such as a cold frame, greenhouse or a window box in the home about a month before outdoor culture starts. The young plants are transplanted to the open ground when the weather is warm. This is necessary, not only on account of their tenderness, but also because they need more time for development, and by sowing early, the growing season is prolonged. Others such as Bachelor's Button, Calendula, Cosmos, Gaillardia, Marigold, Nasturtium, Zinnia, etc., may be sown outdoors in the open ground when all danger of frost has passed.

Most Annuals thrive on rich soil, plenty of water and sunshine, frequent weeding and cultivation. Annuals with tap roots, such as Blue Lace Flower, Eschscholtzia, and Poppies do not transplant well, and are best sown where they are to stand. Some of the hardy annuals such as Alyssum, Bachelor's Button, Calendula, Cosmos, Larkspur, Bedding Petunias and Poppy can be sown in the Fall just previous to the late heavy frost. The seed will then be dormant until Spring.

### Biennials

Biennials are plants that flower the second year from sowing of the seed.

#### *When to Sow Biennial Seed*

Sow the seed the latter part of June, during July and up to the middle of August. Transplant the seedlings 4 to 5 inches apart into a cold frame or they may be wintered over in the open ground with protection of hay or straw.

### Perennials

Perennials are plants that usually come into flower the year after sowing. They go on living and increasing for a number of years, the stems dying down annually and then throwing forth new growth from the roots each Spring. Perennials are effectively planted in irregular but graceful groups along the border. They should be planted so that there is continuous bloom of some kind from early Spring to late Fall. Once established, they are a constant source of pleasure presenting a variety of size, form and color. The tall, sturdy growing plants are valuable as cut flowers and the low species can be used either in the front of the border or in the rock garden.

#### *When to Sow Perennial Seed*

They are easily raised from sowings in seed beds from late Spring until about August. They make strong plants, which may be planted in a permanent situation early enough in the Fall, to enable them to winter safely. Protect them with a light covering of litter late in the Fall. Seed sown in the Fall, winter over in a cold frame. Tender perennials such as Cannas, Dahlias, and Red Hot Poker should be dug up and stored away free from frost.

## CULTURAL DIRECTIONS *for* FLOWER SEEDS

*The following general rules apply to all:*

There are two ways of sowing seeds; the one in the border where they are intended to remain; the other in prepared beds from which they are transplanted to the Flower Garden. The soil of the seed bed should be in a fine condition, smooth and level as possible, and well enriched. Do not plant when the ground is wet. Sow in rows so that the starting plants can be easily seen. Cover each lot of seed to a uniform depth. Scarcely cover small seeds and others not more than four to six times the diameter of the seed. Press the soil firmly over the seed and keep moist during the process of germination, and while the plants are young. Thin out the young plants to prevent crowding and keep entirely free from weeds. In watering apply gently in order to avoid washing the seedlings out of the ground and, as far as possible, prevent caking of the surface of soil.

When the seedlings have three or four leaves, first water and transplant on a dull day so that they do not

get spindly. The last stage is to transfer them to the garden four to twelve inches apart, according to the size the plants attain in maturity.

Quick growing annuals such as Cosmos, Marigolds and Zinnias, etc., also varieties that do not transplant so well, can be sown where they are to remain, and thinned out to afford each specimen a fair chance of attaining robust growth and of producing fine heads of bloom. Vigorous growth depends upon good drainage, a soil mellow and rich in humus, plant food consisting of manure or prepared fertilizer and lime.

During the time the plants are in flower pick freely, to prevent seed pods forming, and thereby lengthen the flowering season.

All outdoor seed planting must be done when all danger of frost has passed and the ground is warm; otherwise the expectation of a successful garden is remote.

*Brief Cultural Instructions are Printed on the Back of All Packets*



88 **Buist's Selected Flower Seeds**

OUR list has been carefully revised and a number of new and meritorious sorts added. We have also eliminated some of the older varieties that have been superseded by improved strains of newer introductions, making our list now consist of only the most desirable varieties of Flower Seeds and such as the average amateur gardener can grow with perfect success.

The varieties we offer are the very best obtainable from the most expert growers in the United States and Europe.

*Customers will find it convenient to order Flower Seeds by number. This will facilitate the filling of orders and will insure prompt shipment.*

**Explanation of Symbols**

- Ⓒ CUT FLOWERS—Long-stemmed, suitable for cutting.
- Ⓔ ROCK GARDENS—Plants particularly adapted to Rock Garden work.
- Ⓢ SHADE—Satisfactory for shade or partial shade.

**ACHILLEA Ⓒ—Milfoil or Yarrow**

Hardy Perennial. 2 ft. June-Sept. One of the best bedding or border plants, covered with a mass of white blooms so much in demand for color effect during the Summer. The plants may also be lifted and will bloom indoors in Winter.

- 1021 Ptarmica—"The Pearl." Small double white flowers in clusters.....Pkt. 15c

**ACONITUM Ⓒ—Monkshood**

Hardy Perennial. 4 ft. June to frost.

- 1032 Napellus. Panicles of helmet-shaped blue and white flowers. Excellent for borders..Pkt. 15c

**AGERATUM Ⓢ—Floss Flower**

Annual. 4 to 9 in. June to frost. One of the best bedding or border plants, covered with a mass of blue blooms so much in demand for color effect during the Summer. The plants may also be lifted and will bloom indoors in Winter.

- 1070 Blue Ball. Compact ball-shaped plants densely covered with dark blue flowers. 6 in. 1/4 oz., 40c.....Pkt. 10c
- 1073 Blue Cap. A miniature and compact variety with large rich blue flowers. Fine for edging. 4 in. ....Pkt. 20c
- 1076 Blue Perfection. Darkest flowers of all the blue Ageratum. 9 in. 1/4 oz., 30c.....Pkt. 10c

**AGROSTEMMA Ⓒ—Rose of Heaven**

Hardy Perennial. 2 ft. June-Sept. The flowers are produced freely on long stems; foliage silvery. Blooms the first season from seed.

- 1143 Coronaria—Rose Champion. Pink...Pkt. 10c

**ALYSSUM—Queen of Edging Whites**

Annual. 4 to 9 in. June to frost. A fragrant little plant, useful for borders, for edging a path, or for massing in small beds. The flowers come in early Spring and continue to bloom profusely all Summer.

- 1165 Little Gem or Carpet of Snow. Flowers pure white on plants about 4 in. high. 1/4 oz., 25c; oz., 75c .....Pkt. 10c
- 1187 Sweet Alyssum—Maritimum. The old-time favorite Sweet Alyssum. Pure white. 1/2 oz., 20c; oz., 35c.....Pkt. 10c
- 1188 Lilac Queen. Deep lavender-lilac blooms. 1/4 oz., 25c.....Pkt. 10c

**Hardy Perennial Alyssum Ⓔ**

- 1198 Saxatile Compactum—Basket of Gold. 1 ft. Silvery foliage, with showy golden yellow flowers from April to May. A perennial that will bloom the first season if seed is sown early indoors. 1/4 oz., 30c.....Pkt. 10c
- 1201 Rock Garden Mixed. Many rare and beautiful species .....Pkt. 25c

**AMARANTHUS—Summer Poinsetta**

Annual. 3 to 4 ft. July to Frost. Ornamental foliage plants, producing long racemes of curiously shaped flowers. Prefer hot, sunny locations.

- 1208 Molten Fire. Top leaves are fiery crimson, the lower ones maroon.....Pkt. 15c
- 1210 Tricolor—Joseph's Coat. Leaves } brilliantly marked red, yellow, green } Pkt. 10c
- 1221 Mixed. All sorts ..... }



Little Gem Alyssum



# Buist's Beautiful Snapdragons

## Antirrhinum ©

**Hardy Annual. July-October.** They are the aristocrats of the garden. There are few flowers that compare with Snapdragons for their many gorgeous colors, exquisite form and all-around usefulness. Their continuous blooming qualities, ease of culture and bright colors entitles them to a place in every garden, being fine for both bedding and cutting purposes.

For Summer flowering, sow the seed indoors in March and transplant to the open ground in May. Provide rich soil and set the plants 9 inches apart each way. Snapdragons prefer full sun, although they will do well in semi-shade.

To have good straight stems, each plant should be staked to support the large blooms. Seed pods should never be allowed to form, and flowering stalks, after blooming, should be promptly removed.

### GIANT FLOWERED

2½ to 3 ft. A wonderful improvement over the tall, large-flowering strains in vigor of growth, size, color and profusion of blooms. They grow much taller than the Half-Dwarf varieties, and have larger flowers, set closely on the stems.

- 1265 Apple Blossom. A delicate pink . . . . .
  - 1267 Canary Bird. Canary yellow. . . . .
  - 1270 Copper King. Copper bronze. . . . .
  - 1273 Old Gold. Rich gold. . . . .
  - 1276 Purple King. Bright purplish red . . . . .
  - 1279 Ruby. Velvety ruby red. . . . .
  - 1282 Snowflake. Snow white . . . . .
  - 1285 The Rose. Bright rose pink. . . . .
- } Pkt. 15c
- Any of the above ⅛ oz., 60c
- 1290 Collection. Packet each of above. . . . . \$1.00
  - 1295 New Giant Mixed. ¼ oz., 50c. . . . . Pkt. 10c

### Half-Dwarf Snapdragons

1 to 1½ ft. Produce large flowers, good for bedding, require no staking.

- 1305 Defiance—Bonfire. Russet red. . . . .
  - 1308 Empress. Rich crimson. . . . .
  - 1311 Firebrand. Bright scarlet. . . . .
  - 1317 Gloria. Deep rose pink. . . . .
  - 1323 Purity. Pure white . . . . .
  - 1326 Roman Gold. Golden yellow. . . . .
  - 1329 Silver Pink. Pearly pink. . . . .
- } Pkt. 10c
- Any of the above ¼ oz., 40c
- 1409 Collection. Packet each of above. . . . . 75c
  - 1410 Half Dwarf Mixed. ¼ oz., 30c. . . . . Pkt. 10c

Antirrhinum or Snapdragon



### AMPELOPSIS—Japan or Boston Ivy

Hardy Perennial Climber. 40 ft.

- 1232 Veitchi. The best climber for covering brick or stone walls; self-clinging. The foliage is olive-green, turning to scarlet in Autumn. ½ oz., 25c. . . . . Pkt. 10c

### ANCHUSA—Alkanet, Bugloss

Annual. 1½ ft. June-Sept.

- 1233 Capensis Bluebird—Cape Forget-Me-Not. A hardy annual of more than ordinary beauty, with paniced racemes of indigo-blue, resembling forget-me-not flowers. ¼ oz., 25c. . . . . Pkt. 10c

HARDY PERENNIAL. 3 ft. May-June.

- 1234 Italica, Dropmore Variety. Beautiful gentian-blue flowers. ¼ oz., 40c. . . . . Pkt. 10c

### ANEMONE ® ©—Windflower

Hardy Perennial. 1 ft. April-June. Fascinating flowers are in varying colors, blue, red and white with blue stamens, very showy in the border or rock garden.

- 1243 Coronaria. Mixed colors. . . . . Pkt. 10c
- 1254 St. Brigid. Single and double mixed. Pkt. 15c

AQUILEGIA. See Columbine.



# Buist's Giant Annual Asters®

ONE of the most popular and effective of our garden favorites, producing a profusion of flowers in which richness and variety of colors are combined with the most perfect and beautiful forms. They are outstanding in every garden, or pleasure ground. As cut flowers they rival the Chrysanthemum in beauty and diversity of form and color, and remain firm and fresh for days.

By planting early, mid-season, and late flowering varieties you may have a continuous succession of flowers from early summer until frost. For early blooms sow seed indoors or in a cold frame in March, otherwise sow outdoors after danger from freezing has passed.

Good culture and a sunny open situation is essential. Avoid the numerous diseases to which Asters are susceptible by planting in new ground each year. Prepare the soil carefully, using a good heavy loam enriched with a liberal quantity of bone meal, wood ashes and a little air-slacked lime. Barnyard manure should never be used. The plants should be cultivated frequently and tobacco dust sprinkled around the stems to control aphids.

## California Giant Asters

2 to 3 ft. August-October. The flowers are large and full, combining the well known Crego or feathered type with the vigorous habit of growth and long stems of the Beauty type. The flowers are large and double with long curled petals 5 inches or more in diameter borne on strong, heavy stems 1½ to 2 feet long. A true non-lateral type. Those who demand the finest for their gardens choose the California Giants and Giant Beauty Asters.

- |      |                     |            |
|------|---------------------|------------|
| 1532 | Peach Blossom ..... | } Pkt. 20c |
| 1543 | Light Blue .....    |            |
| 1555 | White .....         |            |
| 1565 | Deep Rose .....     |            |
| 1576 | Dark Purple .....   |            |

Any of the above, 1/8 oz., 50c

- 1587 Collection. One packet each.....80c  
 1598 Mixed Colors. 1/8 oz., 40c.....Pkt. 15c



California Giant Aster

## Giant Crego Asters

2 ft. August-October. The well known American Aster. The flowers are large and double, with loose petals curled and twisted, resembling Chrysanthemums. The plants are robust and branching with an abundance of bloom.

- |      |                  |            |
|------|------------------|------------|
| 1815 | Crimson .....    | } Pkt. 10c |
| 1818 | Lavender .....   |            |
| 1821 | Purple .....     |            |
| 1823 | Rose .....       |            |
| 1826 | Shell Pink ..... |            |

Any of the above, 1/8 oz., 30c; 1/4 oz., 50c

- 1829 White .....
- 1832 Collection. One packet each.....50c  
 1843 Mixed Colors.  
 1/8 oz., 25c; 1/4 oz., 40c.....Pkt. 10c

## Queen of the Market Asters

EARLIEST OF ALL

1½ to 2 ft. July-October. These well-known early Asters are in bloom two weeks before others begin to blossom. They are of branching habit, flowers nearly round, fully double and borne on long stems, making them exceedingly valuable for cutting.

- |      |                   |            |
|------|-------------------|------------|
| 1610 | Bright Rose ..... | } Pkt. 10c |
| 1621 | Lavender .....    |            |
| 1632 | Crimson .....     |            |
| 1643 | Blush Pink .....  |            |
| 1654 | Purple .....      |            |

Any of the above, 1/8 oz., 30c; 1/4 oz., 50c

- 1665 White .....
- 1676 Collection. One packet each.....50c  
 1687 Mixed. 1/8 oz., 25c; 1/4 oz., 40c...Pkt. 10c

**1600 Super Giant Los Angeles Aster.** The largest Aster yet introduced. A gorgeous flower, beautiful in form and excellent in color. It is of the general habit of the Giants of California, but earlier and larger. The color is a pure shell pink.....Pkt. 25c



# Asters Are Excellent Cut Flowers 91

## Wilt-Resistant Asters You Can Grow



Buist's Giant  
Beauty Aster

### Giant Beauty Asters

3 ft. September-October. A beautiful Aster resembling the Late Branching type, having larger flowers and borne on longer and heavier stems 1½ to 2 feet long. The flowers are globular, fully double and are 4 inches or more in diameter. The outer petals reflex and the center ones curve gracefully inward.

- |      |                                     |            |
|------|-------------------------------------|------------|
| 2032 | Rose. Bright carmine-rose.....      | } Pkt. 15c |
| 2043 | Purple. A rich deep purple.....     |            |
| 2054 | Lavender .....                      |            |
| 2056 | Crimson .....                       |            |
| 2076 | September Beauty. Shell Pink.....   |            |
| 2087 | White. A giant, pure white.....     |            |
|      | Any of the above, 1/8 oz., 50c      |            |
| 2098 | Collection. One packet each.....    | 75c        |
| 2109 | Mixed. All colors. 1/8 oz., 40c.... | Pkt. 15c   |

### Giant Late Branching Asters

3 ft. September-October. This has been a standard variety for many years, very desirable for bedding and cutting. The flowers are large, very double, with in-curved petals and vivid colors. The stems are long and excellent for cutting.

- |      |                                  |            |
|------|----------------------------------|------------|
| 1454 | White .....                      | } Pkt. 10c |
| 1465 | Crimson .....                    |            |
| 1466 | Rich Lavender .....              |            |
| 1476 | Rose .....                       |            |
| 1487 | Shell Pink .....                 |            |
| 1498 | Royal Purple .....               |            |
|      | Any of the above, 1/8 oz., 30c   |            |
| 1510 | Collection. One packet each..... | 50c        |
| 1521 | Mixed. 1/8 oz., 25c.....         | Pkt. 10c   |

**I**N SOME localities Aster plantings have often been a failure with home gardeners. Aster wilt is caused by a parasitic fungus, a disease difficult to overcome once it has made its appearance in the soil. Wilt-Resistant strains are immune from the disease and will grow in infected soil. These strains have been developed in the classes listed below.

*Varieties Without Number  
Are Wilt-Resistant*

- Queen of the Market**—Pink, Crimson, Lavender, Purple, Rose and White.
- Improved Crego**—Crimson, Lavender, Purple, Rose, Pink, White.
- Giant Late Branching**—Crimson, Lavender, Purple, Rose, Shell Pink, White.
- Giant Beauty**—Crimson, Lavender, Peach Blossom, Purple, Rose, September Beauty, White.
- Separate Colors**—Any class of the above:  
1/8 oz., 50c; 1/4 oz., 85c.....Pkt. 20c
- Mixed**—Any one class in mixed colors of the above:  
1/8 oz., 40c; 1/4 oz., 75c.....Pkt. 15c

### Heart of France Aster

2 ft. August-October.

- 2154** This beautiful variety is unquestionably the best dark red Aster. Retains its brilliancy for a long period.....Pkt. 15c

### Buist's Giant Mixed Asters

2 to 3 ft. August-October.

- 2165** A magnificent mixture of the most beautiful of the giant sorts, especially selected from the finest varieties, producing beautiful flowers gorgeous in color, gigantic in size. 1/8 oz., 30c; 1/4 oz., 50c; oz., \$1.50.....Pkt. 10c

### Hardy Perennial Asters

- 2172** Mixed—*Michaelmas Daisies*. 2 to 3 ft. September-October. In all hardy flower gardens this class holds an important place. In the Autumn when other flowers are scarce the Michaelmas Daisy with its many shades of lavender and purple will help to lighten up the border .....Pkt. 10c
- 2176** *Alpinus Mixed* ®—6 to 10 in. May-June. A fine dwarf aster bearing large, single, bluish-purple and white flowers.....Pkt. 15c





Giant California Sunshine Aster

## Giant California Sunshine Asters

### A NEW TYPE

3 ft. August-October. This lovely new race of Asters is unusual in beauty. The flowers are large, 4 to 5 inches across, with a single outer row of petals loosely placed and a double center of short tubular florets. The outer petals are of a contrasting color to the center. The disk is a lovely light-yellow and the encircling petals vary in shades of pink, rose, blue and lavender. The long stiff stems make them ideal for cutting.

- |                                |                                    |            |
|--------------------------------|------------------------------------|------------|
| 2110                           | Apple Blossom. Delicate flesh..... | } Pkt. 25c |
| 2111                           | Deep Rose .....                    |            |
| 2113                           | Enchantress Pink. Salmon pink..... |            |
| 2114                           | Lavender .....                     |            |
| 2115                           | Purple .....                       |            |
| 2116                           | White .....                        |            |
| Any of the above, 1/8 oz., 75c |                                    |            |
| 2117                           | Collection. One packet each.....   | \$1.25     |
| 2118                           | Mixed. 1/8 oz., 50c.....           | Pkt. 20c   |

### ARABIS ®—Rock Cress

Hardy Perennial. 6 in. April-May.

- 1450 Alpina. Pure white flowers blooming in dense masses. Excellent for rock gardens and borders. 1/4 oz., 25c.....Pkt. 10c

### ARCTOTIS ©—Blue-Eyed African Daisy

Annual. 3 ft. July to Frost.

- 1451 A very showy plant bearing 2-inch daisy flowers of pearly white with a gold band surrounding a delicate mauve center. The undersides of the petals are a pale lilac blue. Foliage gray green. The blooms, when cut, last a week in water and undeveloped buds will open. 1/4 oz., 25c.....Pkt. 10c

### ARMERIA ®—Sea Pink

Hardy Perennial. 1 ft. May-July.

- 1452 Formosa. Rosy-pink flowers appearing in dense heads on stiff wiry stems.....Pkt. 10c

## ASPARAGUS

Tender Perennial. Greenhouse or House.

The so-called Asparagus Fern grows freely and quickly and is used for house decorations and conservatory work. The sprays when cut may be used with various cut flowers. They remain fresh in water a long time.

- 2198 Plumosus Nanus. Feathery, fern-like foliage. 100 seeds, 50c.....Pkt. 15c  
 2209 Sprengeri. Drooping feathery foliage with stems 12 to 18 inches long, excellent for hanging baskets. 100 seeds, 25c.....Pkt. 10c

### AUBRETIA ®—Rainbow Rock Cress

Hardy Perennial. 6 in. April-June.

- 2180 Large-flowering Hybrids. One of the daintiest of all dwarf creeping plants forming brilliant sheets of rosy purple, blue and lilac flowers. A good contrast planted with Alyssum Saxatile and Arabis .....Pkt. 15c

### AURICULA ® © — Primula Auricula or Hardy Primrose

Hardy Perennial. 6 in. April-May. The rock garden treasure that is easily grown. Fragrant flowers of many bright colors, including soft orange, copper-brown and pastel shades.

- 2188 Choice Mixed .....Pkt. 25c

BABY'S BREATH. See Gypsophila.

BALSAM. See Lady Slipper.

### BEANS—Ornamental Varieties

Annual Climber. 8 ft. June to Frost.

- 2310 Scarlet Runner. Ornamental as well as a useful vine, perfect for summer shade with dazzling flowers .....Pkt. 10c  
 2321 Jack Beans. Climber of rapid growth and free bloomer; good for porches.....Pkt. 10c  
 2325 Hyacinth Beans Mixed—Dolichos. Tender rapid growing, climber flowering freely; for covering arbors, trellises, etc. Oz, 20c .....Pkt. 10c

### BEGONIAS © — Ever-Blooming Bedding Varieties

Tender Annuals. 1 ft. July to Frost. Begonia Semperflorens is a continuous flowering class fully as valuable for bedding purposes as are Geraniums and Coleus, and having a touch of novelty not possessed by the other plants. They give a solid mass of bloom. Begonias do well in full sunlight and are unsurpassed in partial or full shade. As pot plants for Winter blooming they are splendid.

- |      |                                      |            |
|------|--------------------------------------|------------|
| 2343 | Erfordia. Rosy carmine flowers.....  | } Pkt. 25c |
| 2354 | Prima Donna. Rose, shading carmine.. |            |
| 2365 | Gracillis Rosea. Delicate rose.....  |            |
| 2376 | Luminosa. Fiery scarlet.....         |            |
| 2387 | Gracillis Alba. Pure white.....      |            |
| 2388 | Salmon Queen. Salmon rose.....       |            |
| 2398 | Special Mixture. All colors.....     | Pkt. 15c   |

BELL FLOWER. See Campanula, Platycodon.

### BELLIS PERENNIS ©—Giant Double English Daisies

Biennial. 6 in. April-June. The leaves form a rosette at the base of the plant and the double flowers are borne above on stiff yet graceful stems. Easily raised from seed sown any time from June to September; transplanted in the Fall and protected during the Winter, they will flower the following Spring.

- |      |                                    |            |
|------|------------------------------------|------------|
| 2432 | Pure White .....                   | } Pkt. 15c |
| 2443 | Deep Rose .....                    |            |
| 2454 | Giant Double Mixed. 1/8 oz., 40c.. |            |

BLACK EYED SUSAN. See Thunbergia.

BOSTON IVY. See Ampelopsis.



# Calendula ©

## Pot Marigold

Annual. 1 ft. June to Frost. A well-known old-fashioned flower improved by plant breeding. The flowers are large and double, rich in shades of orange and yellow. Valuable also for pot culture, blooming in Winter and early Spring.

- 2509 Meteor. Creamy white striped orange.
  - 2510 Orange King. Glowing orange..... Pkt.
  - 2512 Lemon Queen. Lemon yellow..... } 10c
  - 2533 Nankeen. Cream flushed apricot.....
  - 2534 Favorite. Cream striped yellow.....
- Any of the above, 1/2 oz., 25c
- 2543 Collection. Packet each of above.....40c
  - 2554 Mixed. Oz, 25c.....Pkt. 10c

## Larger and Newer Calendulas

- 2555 Orange Shaggy. Fringed petals overlapping each other. Two-tone effect, deep orange shading lighter at center.....
  - 2556 The Ball. Immense double flowers of a deep golden yellow. Long stems. A florist favorite ..... Pkt.
  - 2557 Sunshine. Golden yellow with long petals resembling a Chrysanthemum.... } 15c
  - 2558 Radio. Quilled petals, golden yellow..
  - 2560 Campfire—Sensation. Rich orange with a golden sheen .....
- Any of the above, 1/8 oz., 30c
- 2563 Buist's Pastel Bedding Mixture. Many new shades of apricot, salmon, cream, white, orange and yellow. A novel home garden mixture. 1/4 oz., 50c.....Pkt. 15c



Calendula Orange Shaggy

## BLUE LACE FLOWER ©—*Didiscus*

Annual. 1 1/2 ft. July to Frost. Very charming outdoors or in the greenhouse. The plant grows about 18 inches high and produces attractive, umbel-shaped flowers of lace-like appearance; the color is a clear coerulean or heavenly blue. Sow seed where they are to remain, as they do not stand transplanting. Excellent for cutting.

- 3956 Coeruleus. 1/8 oz., 30c.....Pkt. 10c

## BRACHYCOME—*Swan River Daisy*

Annual. 9 in. July-September. Dainty blue, pink and white flowers which resemble small cinerarias, blooming in great abundance all summer. For edgings, small beds or pot culture.

- 2465 Mixed Colors .....Pkt. 10c

## BROWALLIA—*Amethyst*

Annual. 1 1/2 ft. June-September. An exceedingly attractive flower for either the garden in Summer or pot culture in Winter.

- 2476 Elata Mixed. Blue and white.....Pkt. 10c
- 2477 Speciosa Major. A beautiful ultramarine blue. A rare color.....Pkt. 25c

BUTTERFLY FLOWER. See *Schizanthus*.

## CANDYTUFT ©—*Iberis*

Annual. 1 ft. June-September. Gay, bright flowers for beds and borders supplying masses of color. Successive plantings of seed in April, May and June, where the plants are intended to stand, give flowers all summer.

- 2809 Carmine .....
  - 2810 Crimson .....
  - 2812 Flesh Pink. .... Pkt.
  - 2821 Lilac .....
  - 2843 White .....
  - 2854 Rose Cardinal .....
- Any of above, 1/2 oz., 25c
- 2856 Collection. One packet each.....50c
  - 2865 Mixed. All colors, 1/2 oz., 20c.....Pkt. 10c
  - 2868 Giant Empress. 18 in. Extra large, long trusses of pure white flowers. Valuable for cutting. 1/4 oz., 25c.....Pkt. 10c

CANDYTUFT. Hardy Varieties, see *Iberis*.

CALIFORNIA POPPY. See *Eschscholtzia*.

## CALLIOPSIS ©—*Tickseed*

Annual. 1 ft. June-September. Among our most showy and free-flowering annuals. The plants thrive anywhere, even in dry, sunny places on poor soils. Bloom throughout the summer. Excellent for beds or borders.

- 2565 Crimson King. Rich, dark crimson....
- 2576 Golden Wave. Rich golden yellow flowers with small chestnut brown center.. Pkt.
- 2580 Dazzler. Golden yellow, maroon center } 10c
- 2609 Tiger Star. Bronze, striped and mottled yellow .....

Any of above, 1/4 oz., 25c

- 2611 Collection. One packet each.....30c
- 2621 Dwarf Mixed. 1/2 oz., 25c.....Pkt. 10c
- 2636 Tall Mixed, 2 to 3 ft. Contains large flowered varieties on long stems, fine for cutting. 1/2 oz., 20c.....Pkt. 10c

## CAMPANULA ©—*Bellflower*

Hardy Perennial. June-July. Dainty bell-shaped flowers thriving best on light, rich soil.

- 2643 Carpatica Blue—*Carpathian Harebell* ®. 8 in. Clear blue, good for edging or rock garden. 1/4 oz., 40c.....Pkt. 10c
- 2654 Carpatica White .....Pkt. 10c
- 2665 Pyramidalis Blue—*Chimney Bellflower*. 3 to 4 ft. Pyramidal flowers .....Pkt. 10c
- 2676 Pyramidalis Alba. Pure white.....Pkt. 10c
- 2677 Persicifolia Grandiflora—*Peach Bells*. 3 ft. One of the very best Bellflowers with large, beautiful blue blooms.....Pkt. 15c
- 2678 Persicifolia Grandiflora Alba. White.Pkt. 15c





Canterbury Bells (Cup and Saucer)

**CANTERBURY BELLS—*Campanula***

Biennial. 2½ ft. June.

**CALYCANTHEMA—Cup and Saucer.** A place should be found in every garden for this old-fashioned and much prized garden plant. The large single blooms resemble a cup and saucer. Hardy biennial, flowering the second year from seed. Sow seed any time up to July 15th, or if sown very early indoors, it may bloom the first year. Thrives best in light, rich soil with good drainage.

- 2687 Blue. A clear shade.....
  - 2698 Alba. Pure white.....
  - 2709 Pink. Delicate rosy-pink.....
  - 2710 Finest Mixed. 1/8 oz., 30c.....
- } Pkt. 10c

**MEDIUM—Single Canterbury Bells.** Beautiful large bell-shaped flowers.

- 2721 Dark Blue .....
  - 2732 Light Blue .....
  - 2743 Rose .....
  - 2754 White .....
  - 2765 Single Mixed. 1/4 oz., 25c.....
  - 2776 Double Mixed. 1/4 oz., 50c.....
- } Pkt. 10c

**CANARY BIRD VINE—*Tropaeolum Canariense***

Annual Climber. 15 to 20 ft. June-Oct.

- 2787 A graceful vine with beautifully cut leaves and canary-yellow flowers. Excellent for quickly covering stumps, rockeries and similar places. Does well in shade. Very useful for the Winter window garden. 1/2 oz., 25c....Pkt. 10c

**CANNA—*Indian Shot***

Half-Hardy Perennial. 3 to 5 ft. June to Frost. Usually these plants are grown from roots, but there is a novelty in raising them from seed. The seed must be soaked in warm water for several hours before planting.

- 2876 Mixed. 1/2 oz., 25c.....Pkt. 10c

**Carnations ©**

*Deliciously Fragrant*

Annual or Biennial. 1 ft. July to Frost. Great favorites and becoming more and more popular every year because of their delicious fragrance and richness of colors. Sow the seed indoors in February or early March for plants to set out after all danger of frost is past. Seed planted in August can be wintered over in cold frames, then transplanted in the open ground in April. Carnations like a sunny location and will grow in any soil that is not too rich. Good drainage is essential. Firm, shallow planting, burying the roots and not the stem of the plant under the soil, is essential.

**Improved Giant Double—*Chabaud's***

Undoubtedly the best Carnation in existence for outdoor culture and the easiest to raise. The plants are robust, forming ten to twenty stalks bearing huge double flowers rich in color and strongly clove-scented.

- 2897 Blood Red .....
  - 2908 Yellow .....
  - 2909 Rose .....
  - 2920 Scarlet .....
  - 2931 Flesh Pink .....
  - 2933 White .....
- } Pkt. 20c

Any of above, 1/8 oz., 50c

- 2935 Collection. One packet each.....\$1.00
- 2944 Mixed. 1/8 oz., 40c.....Pkt. 15c

**Enfant De Nice Carnations**

A cross between Chabaud's Giant Improved and Perpetual Carnation. The plants are sturdy, with long stems bearing flowers 2½ to 3 inches in diameter. This strain is magnificent and the last word in Carnations.

- 2952 Mixed. 1/32 oz., 50c.....Pkt. 25c

**Marguerite Carnations**

This class is best treated as an annual. Very popular with the amateur, as they begin to flower four to five months from sowing.

- 2954 Marguerite Mixed. 1/4 oz., 40c....Pkt. 10c
- 2965 Giant Marguerite. Extra large and perfect, flowering in a rich variety of colors, including yellow. 1/4 oz., 50c.....Pkt. 15c

CARDINAL CLIMBER. See Cypress Vine.



Improved Giant Double Carnation



**Hardy Garden Carnations ®**

**Hardy Perennial.** 1 ft. July to Frost. An excellent strain for borders and rock gardens, because of their compact growth. Seed sown in the Spring will produce large clumps, blooming throughout the following Summer and Fall.

**2966 Double Mixed.** 1/4 oz., **50c.....Pkt. 15c**

**CASTOR OIL PLANT.** See Ricinus.

**CELOSIA CRISTATA—Cockscomb**

**Annual.** 1 to 1 1/2 ft. July to Frost. Free-blooming, graceful plants, producing large ornamental, comb-like heads resembling ruffled chenille.

**2987 Giant Empress.** Rich crimson.... }  
**2998 Golden Queen.** Golden yellow.... } **Pkt. 10c**  
**3009 Dwarf Mixed.** 1/4 oz., **30c.....** }

**CELOSIA PLUMOSA—Feathered Cockscomb**

**Annual.** 2 to 3 ft. July to Frost. Radically different from Celosia Cristata. The feathery plumes resembling ostrich feathers wave gracefully above the foliage.

**3010 Childsi Crimson—Chinese Woolflower.** A distinct type of the Plumed Celosia. The plants average 2 feet in circumference. Scores of branches bear ball-shaped flowerheads of a crimson color resembling soft silky fleece. 1/8 oz., **25c.....** }

**3021 Childsi Pink.** Same form as above. } **Pkt. 10c**  
**3032 Golden Plumes.** Golden yellow... }

**3033 Pride of Castle Gould.** By far the best strain of the large ostrich-plumed Celosias with flower-heads in a wide range of brilliant colors—Blood red, carmine, deep scarlet, wine red, golden yellow, salmon and dark orange, are some of the distinct colors in this strain. 1/8 oz., **50c.....Pkt. 15c**

**3044 Plumosa Mixed.** 1/4 oz., **25c.....Pkt. 10c**

**CENTAUREA ©—Double Cornflower (Centaurea Cyanus)**

**Annual.** 1 to 2 ft. May to Frost. Also known as Ragged Sailor, Blue Bottle, Ragged Robin and Bachelor's Button. A most delightful old-time annual that blooms in the most profuse manner. The flowers should be cut often so as to prevent the plants exhausting themselves by seeding.

**3076 Blue** ..... }  
**3087 Rose Pink** ..... } **Pkt.**  
**3098 White** ..... } **10c**  
**3100 Maroon** ..... }  
**3102 Mauve** ..... }  
**3104 Rosy Red** ..... }

Any of the above, 1/4 oz., **25c**

**3106 Collection.** One packet each.....**50c**

**3109 Double Mixed.** 1/4 oz., **20c.....Pkt. 10c**

**Giant Sweet Sultan—Imperialis**

Big, thistle-like blooms with pleasing fragrance which are exceedingly valuable for cutting, as they last for many days when placed in water.

**3167 Finest Mixed Colors.** 1/4 oz., **25c..Pkt. 10c**

**Various Centaureas**

**3171 Montana—Hardy Cornflower.** 2 ft. A hardy perennial variety bearing violet blue flowers from July to September. 1/4 oz., **30c.....Pkt. 10c**

**3172 Suaveolens—Yellow Sweet Sultan.** 2 ft. These big yellow thistle-like, fragrant flowers have a strong appeal; they last well as cut flowers. 1/4 oz., **30c.....Pkt. 10c**

**WHITE-LEAVED CENTAUREAS.** See Dusty Miller.

**Centaurea Cyanus (Double Cornflower)**



**CHRYSANTHEMUM ©—Painted Daisies**

**Annual.** 1 1/2 ft. June-September. Summer blooming Chrysanthemums are showy and effective in the garden. The plants are easily grown from seed. Sow in April in rich soil and they begin flowering in July. Pinch back to encourage branching. They bear an inexhaustible supply of big painted daisy-like flowers on good stems and quite distinct from the hardy and autumn flowering varieties.

**3203 Single Mixed.** 1/4 oz., **20c.....** } **Pkt.**  
**3204 Double Mixed.** 1/4 oz., **20c.....** } **10c**

**Hardy Garden Mums**

**Hardy Perennial.** 3 ft. October-November.

**3210 Japanese Hybrids.** These attractive flowers are the same family as our hardy garden Chrysanthemums. The foliage is the same, but they bear single and semi-double daisy-like flowers in many charming shades. Perfectly hardy. Seed sown early in Spring will produce flowering plants by fall.....**Pkt. 25c**

**CHRYSANTHEMUM MAXIMUM.** See Shasta Daisy.

**CHEIRANTHUS ®—Delightfully Sweet-Scented**

**Biennial.** 9 to 12 in. May-June.

**3234 Allionii—Siberian Wallflower.** A bright and showy biennial having flaming orange-yellow flowers with dark green foliage. 1/4 oz., **25c.....Pkt. 10c**

**3236 Linifolius—Alpine Wallflower.** A showy plant of dwarf branching habit, bearing a profusion of Wallflower-like blossoms of an uncommon lilac shade. 1/8 oz., **25c.....Pkt. 15c**

**CERASTIUM ®—Snow in Summer**

**Hardy Perennial.** 9 in. June-July.

**3174 Tomentosum.** A low creeping plant with silvery foliage bearing a profusion of small white flowers .....**Pkt. 15c**





Double Flowering Coreopsis

**CHINESE LANTERN PLANT—*Physalis Franchetti***

Hardy Perennial. 2 ft. Fruit in Fall.

**3238** This beautiful plant is grown chiefly for the orange-scarlet lantern-like fruit, which can be cut and dried for Winter bouquets. Native Bittersweet, artistically arranged with Chinese Lanterns, adds to the Winter decoration and comfort of the home. Although a perennial, the pods are produced the same year from Spring sown seed. 1/8 oz., 25c.....Pkt. 10c

**CINERARIA**

Tender Perennial. 2 ft. Grow Inside. A very attractive house or greenhouse plant which blooms freely during the Spring. Seeds are sown in August and grown in a cool place. The colors vary from white to scarlet and crimson, and from light to deep blue.

**3254** *Hybrida Grandiflora* Prize. Splendid mixture. Pkt. 25c

**CINERARIA MARITIMA CANDIDISSIMA.**  
See Dusty Miller.

**CLARKIA © (S)**

Annual. 2 ft. July-October. In recent years this old-time annual has been much improved. The plants are graceful in habit and bushy, with leafy racemes of double flowers.

**3313** Double Mixed. 1/4 oz., 25c.....Pkt. 10c

**COBAEA—Cup and Saucer Vine**

Annual Climber. 20 ft. July-October. A climber of rapid growth. The flowers are quite large, borne on long stems and are of bell shape. In sowing, place the seed edgewise and merely cover with light soil. To get early results, sow seed indoors in March or April; can also be sown outdoors in May.

**3343** *Scandens Purple*. 1/4 oz., 25c..... } Pkt.  
**3354** *Scandens White* ..... } 10c

**COCKSCOMB.** See Celosia.

**COLEUS—Flame Nettle**

Annual. 1 1/2 ft. June to Frost. The most valuable of all the variegated foliage bedding plants. The colors range from green to deep crimson, striped and mottled. Novel house plants.

**3376** Fine Hybrids .....Pkt. 25c  
**3387** Choice Mixed .....Pkt. 10c

**CONEFLOWER.** See Rudbeckia.

**COREOPSIS ©—Tickseed**

Hardy Perennial. 2 ft. June-October.

**3410** *Lanceolata Grandiflora*. One of the finest perennials, producing in abundance large, golden-yellow flowers on long stems. This is one of the best yellow cut flowers. It will flower the first year from seed.

1/4 oz., 25c.....Pkt. 10c

**3411** *Lanceolata Grandiflora* Fl. Pl.—*Double flowering Coreopsis*. Similar in habit to above, flowers are double and semi-double.

1/4 oz., 40c.....Pkt. 15c

**Columbine © (S)—Aquilegia**

Hardy Perennial. 2 to 3 ft. May-July. A favorite that is of the utmost value for borders or for planting among shrubbery. The flowers are various shades of blue, red and yellow.

**1432** Singled Mixed, 1/4 oz., 25c..... } Pkt.  
**1443** Double Mixed, 1/4 oz., 30c..... } 10c  
**1421** *Coerulea—Rocky Mountain Columbine*. One of the most beautiful of our American flowers. Violet blue and white. 1/8 oz., 50c..Pkt. 10c

**Buist's Long Spurred Columbines**

This strain is the finest of all and contains the best and brightest colors in shades of pink, lavender, scarlet, yellow, white, etc.

**1423** Blue and Lavender Shades ..... }  
**1425** Pink and Rose Shades..... } Pkt. 20c  
**1427** Scarlet and Red Shades..... }  
**1429** Collection. One packet each.....50c  
**1422** Mixed. 1/8 oz., 50c.....Pkt. 15c



Buist's Long Spurred Columbine

**Order Now—Don't Wait**



# Cosmos, the Glory of the Autumn Garden <sup>97</sup>

## Cosmos ©

**Annual.** 4 to 6 ft. July to Frost. Grace and brilliancy are the characteristics of Cosmos. No garden is complete without them. They are the most attractive Autumn flower and a general favorite with all. Early varieties begin flowering in July, but Cosmos reach the height of beauty in the Autumn when they become the conspicuous feature of the garden.

These artistic flowers measure 3 to 4 inches across, are borne on long stems with feathery foliage, making them very graceful and desirable for bouquets. They are effective when planted in broad masses or against evergreens or fences. Cosmos are easy to grow. Sow in the Spring in the open ground and transplant to 18 inches apart. Try some of each of the following types.

### Mammoth Late Flowering

This type grows 6 ft. tall and produces hundreds of the largest and finest blooms the latter part of September.

- |  |            |
|--|------------|
| <b>3421</b> Pure White .....                 | } Pkt. 10c |
| <b>3432</b> Crimson .....                    |            |
| <b>3443</b> Light Pink .....                 |            |
| Any of the above, 1/4 oz., 25c               |            |
| <b>3487</b> Collection. One packet each..... | 25c        |
| <b>3498</b> Mammoth Mixed.                   |            |
| 1/4 oz., 20c; oz., 60c.....                  | Pkt. 10c   |

### Extra Early Giant Flowering

This type of Cosmos grows 4 feet high and will bloom from six to eight weeks earlier than the Mammoth Flowering.

- |  |            |
|--|------------|
| <b>3510</b> Early Crimson .....              | } Pkt. 10c |
| <b>3521</b> Early Pink .....                 |            |
| <b>3532</b> Early White .....                |            |
| Any of the above, 1/4 oz., 25c               |            |
| <b>3543</b> Collection. One packet each..... | 25c        |
| <b>3554</b> Mixed. 1/4 oz., 20c.....         | Pkt. 10c   |



Buist's Mammoth Cosmos

Double Crested Cosmos



### Late Double Crested Cosmos

This strain has double flowers. Some with broad outer petals, others round as a ball. Very artistic.

- |  |            |
|--|------------|
| <b>3598</b> Pink Beauty .....                | } Pkt. 15c |
| <b>3609</b> Crimson King .....               |            |
| <b>3610</b> White Queen .....                |            |
| Any of the above, 1/8 oz., 40c               |            |
| <b>3612</b> Collection. One packet each..... | 35c        |
| <b>3621</b> Mixed. 1/4 oz., 50c.....         | Pkt. 15c   |

### Extra Early Double Crested

A new form which developed from the Late Double Crested Cosmos, growing 4 feet high and blooming in July. They produce about 60% double flowers.

- |  |            |
|--|------------|
| <b>3622</b> Pink .....                       | } Pkt. 20c |
| <b>3623</b> Crimson .....                    |            |
| <b>3624</b> White .....                      |            |
| Any of the above, 1/8 oz., 50c               |            |
| <b>3625</b> Collection. One packet each..... | 50c        |
| <b>3626</b> Mixed. 1/4 oz., 75c.....         | Pkt. 15c   |

### Early Flowering Klondyke Cosmos

#### A NEW STRAIN

In most parts of the country the ordinary Klondyke Cosmos is practically unknown because of its late flowering habit. Now you can be assured of having flowers before frost with Orange Flare, a new strain which is in bloom less than four months from sowing.

- |  |          |
|--|----------|
| <b>3627</b> Orange Flare. The color is a vivid orange with attractive light green foliage. |          |
| 1/8 oz., 25c.....  | Pkt. 10c |

### COWSLIP ® ©—*Primula Veris*

Hardy Perennial. 6 in. April-May. A rock garden gem that likes a moist location. Sweet scented flowers with colors ranging from pure yellow and orange to the deepest scarlet and crimson.

- |                         |          |
|-------------------------|----------|
| <b>3630</b> Mixed ..... | Pkt. 15c |
|-------------------------|----------|



# Buist's Gorgeous Delphiniums

Hollyhock-flowered Delphinium



## DELPHINIUM ©—Hardy Larkspur

Hardy Perennial. 3 to 5 ft. June-July. The most popular perennial in cultivation and one of our most showy and useful plants, possessing almost every requisite for the adornment of the garden. The beautiful flowers, borne on tall stately spikes, are a gorgeous sight and a charm to the garden. Excellent as a cut flower.

To prolong the season of bloom, cut the old flower stems off after they have faded, and new shoots will flower later in the season.

Start seed in flats in March. Transplant seedlings 4 inches apart when 3/4 inch high. In May set the plants out in the border where they will bloom in Midsummer. Set mature plants 3 feet apart.

- 3740** Wrexham or Hollyhock-flowered. The greatest advance in Delphiniums. The flowers are of superb size, exquisitely proportioned, on spikes like tapering spires. The mixture contains all the colors in Delphiniums, ranging from pale lavender to indigo blue, many of them bicolor. Their sturdy appearance reminds one of Hollyhocks—hence the name.....Pkt. 25c
- 3743** Belladonna Improved. One of the most free and continuous blooming varieties. Immense spikes of lovely pale blue.  
1/8 oz., 40c.....Pkt. 20c
- 3744** Bellamosum. A lovely counterpart to Belladonna. Rich deep blue flowers.  
1/8 oz., 40c.....Pkt. 20c
- 3776** Gold Medal Hybrids. The colors range from palest lavender, through every shade of blue to pansy-violet, several shades being blended in some of the varieties. 1/4 oz., 50c..Pkt. 15c

## DELPHINIUM ©—Chinense

Hardy Annual. 1 1/2 ft. June-Sept. A distinct and free-flowering variety blooming the first year if sown early, and making a charming show when planted in masses. It is fine for beds, borders or cutting.

- 3746** Blue Butterfly. 1/4 oz., 40c..... } Pkt.
- 3747** White Butterfly. 1/4 oz., 40c..... } 10c
- 3749** Cambridge Blue. This new, rich, clear blue surpasses Belladonna in brilliancy of color.  
Pkt. 20c

DAISY. See Arctotis, Bellis Perennis Brachycombe, Chrysanthemum, Dimorphotheca, Hardy Aster, Pyrethrum, Shasta, Venidium.

## DIMORPHOTHECA—

### African Golden Daisy

Annual. 1 ft. July-September.

- 3987** Aurantiaca. A very showy African Daisy, bearing an abundance of gorgeous orange, daisy-like flowers, 3 inches across with black centers .....Pkt. 10c
- 3998** Aurantiaca Hybrids. Beautiful flowers of various shades—primrose, apricot, buff, salmon and delicately tinted.....Pkt. 10c

DOLICHOS. See Beans Ornamental.

## DUSTY MILLERS—

### For Decorative Bedding

Half-Hardy Perennials. 1 1/2 ft. May to Frost. Silvery white leaves used for bedding, vases, hanging baskets, ribbon borders and margins; also for formal designs in beds. Sow the seed early indoors and transplant in May.

- 4003** Centaurea Candidissima. Downy leaves broadly cut .....Pkt. 10c
- 4005** Centaurea Gymnocarpa. Foliage finely cut.  
Pkt. 10c
- 4007** Cineraria Maritima Candidissima. Beautiful downy leaves. 1/4 oz., 25c.....Pkt. 10c

## CYCLAMEN

Tender Perennial. 8 in. Grows Indoors. A unique shaped plant with beautiful foliage and large richly colored fragrant flowers. Splendid for the house or greenhouse, thriving in a cool temperature and plenty of light. It takes fifteen months to bloom from seed and the plants require loose soil, rich in leaf mold.

- 3632** Persicum. Mixed colors .....Pkt. 15c
- 3643** Giant Finest Mixed. Large flowers..Pkt. 25c

## CYNOGLOSSUM ©—Chinese Forget-Me-Not

Annual. 1 1/2 ft. June to Frost.

- 3650** Amabile Blue. Introduced from China. Produces sprays of intense blue forget-me-not flowers, delicately sweet scented.  
1/4 oz., 25c.....Pkt. 10c

## CYPRESS VINE—Ipomoea Quamoclit

Annual Climber. 15 ft. July to Frost. A quick-growing climber with feathery light green foliage and bright star-shaped flowers. Soak the seed in warm water before sowing.

- 3676** Mixed. White and scarlet.  
1/4 oz., 20c.....Pkt. 10c

## CARDINAL CLIMBER—Ipomoea Quamoclit Hybrid

Annual Climber. 30 ft. July to Frost.

- 3687** A beautiful and attractive climbing vine. It is a very rapid grower. The foliage is deeply lacinated, and there is an abundance of fiery cardinal-red flowers. 1/4 oz., 40c...Pkt. 10c





Unwin's Dwarf Hybrid Dahlia

**DAHLIAS ©**

*Grow Dahlias from Seed*

Tender Per. 2-4 ft. July to Frost. Growing Dahlias from seed is extremely easy and fascinating. There is a great deal of pleasure watching them develop, and always the chance of securing something new. For the large flowering types, sow seed inside during March to get plants large enough to set out when danger of frost is over. Tubers can be dug in the Fall and stored for the following season.

- 3698** Single Giant Perfection. Immense single flowers of various colors .....Pkt. 10c
- 3709** Double Large-flowering. Saved from fine double show and fancy sorts.....Pkt. 15c
- 3710** Double Cactus-flowered Mixed. Many colors, twisted and curled petals.....Pkt. 15c

**Beautiful Dwarf Dahlias for Cutting**

**3712** Unwin's Dwarf Semi-double Hybrids. In three months from seed the dwarf compact plants produce a wealth of semi-double Dahlias, held erect on stiff stems above the foliage. The colors are deep crimson, pink and rose, mauves, scarlet, purple, yellow and white. The plants, 2 feet high, require no stakes and can be spaced 20 inches apart. Pkt. 25c

**3715** Coltness Hybrids. An interesting class of single dwarf Dahlias. Plants form compact bushes about 2 feet high requiring no stakes. This type will bloom in July if seed is sown outdoors when danger of frost is over. By all means try this variety. Pkt. 15c

**EUPHORBIA**

Annual. 3 ft. July-September.

- 4076** Variegata—*Snow on the Mountain*. Attractive light green foliage, veined and margined white. 1/4 oz., 25c.....Pkt. 10c
- 4077** Heterophylla—*Annual Poinsetta*. Bushy plant of branching habit with dark green leaves. The center top leaves of each branch turn orange-scarlet about mid-summer.....Pkt. 10c

**EVENING PRIMROSE ©—**

*Oenothera*

Annual. 1 ft. June-September. Bright poppy-like flowers open on approach of twilight and last well into the next day.

- 5587** Mixed .....Pkt. 10c

**DIANTHUS ©—Annual Garden Pinks**

Hardy Annual. 1 ft. June-November. Pinks are the most lovable of all the flowers in the garden, blooming from early Summer until Fall. This branch of the Pink family bears both single and double fragrant flowers with fringed petals. They are unrivalled for brilliancy and richness of color. Seeds sown in Summer or Autumn will flower early the following Spring. If sown early indoors or under glass and transplanted in the garden after frost is gone, they will bloom in July. Plants will usually live over the winter outdoors with light protection; and will bloom early the next spring. The seedlings bear larger and better flowers the first season.

**Double Pinks**

- 3822** Salmon King. Brilliant salmon rose....
  - 3824** Lucifer. Orange scarlet.....Pkt.
  - 3832** Snowball. Pure white.....Pkt. 10c
  - 3843** Fireball. Deep scarlet.....Pkt. 10c
- } Any of above, 1/4 oz., 40c
- 3809** Heddwigi Mixed—*Double Japan Pink*. Colors vary from richest velvety crimson to the most delicate rose .....Pkt. 10c
  - 3810** Diadematus Mixed—*Double Diadem Pink*. Flowers, 2 to 3 inches in diameter..Pkt. 10c
  - 3813** Chinensis Mixed—*Double Chinese Pink*. Bright colors blooming in clusters...Pkt. 10c
  - 3815** Nobilis Mixed—*Double Royal Pink*. The handsomest of all the Pinks.....Pkt. 10c
  - 3821** Laciniatus Mixed—*Double Fringed Pink*. Large showy flowers with fringed edges. Pkt. 10c

Any of above, 1/4 oz., 25c

**Single Pinks**

- 3877** Salmon Queen. Brilliant salmon rose }
  - 3887** Crimson Belle. Velvety crimson... } Pkt. 10c
  - 3898** Eastern Queen. Rose ..... } Pkt. 10c
- } Any of the above, 1/4 oz., 30c
- 3865** Heddwigi Mixed—*Single Japan Pink*. Large and handsome embracing the most beautiful colors ranging from white to the most delicate pink and deep crimson.....Pkt. 10c
  - 3866** Nobilis Mixed—*Single Royal Pink*. Flowers of large size all colors, from white to dark red .....Pkt. 10c
  - 3876** Laciniatus Mixed—*Single Fringed Pink*. Showy flowers with fringed edges...Pkt. 10c

Any of above, 1/4 oz., 25c

**DIANTHUS ®—Hardy Garden Pinks**

Hardy Perennial. 6 to 12 in. May-July. The old-fashioned favorite with a dainty clove-scented fragrance is extremely valuable in any garden. They are wonderful for edging a hardy border and are at home in any rock garden. The Plumarius varieties grow a foot high and are fine for cut flowers.

- 3923** Caesius—*Cheddar Pink*. A splendid rock plant, forming dense tufts 3 inches high and bearing bright rosy pink flowers. 1/4 oz., 50c.....Pkt. 15c
- 3927** Deltoides, Brilliant—*Maiden Pink*. A creeping rock plant with brilliant crimson-red flowers carried above fine, feathery foliage. 1/8 oz., 50c.....Pkt. 15c
- 3932** Plumarius Single Mixed—*Pheasant's Eye, Grass Pink*. Fringed flowers. 1/4 oz., 25c.....Pkt. 10c
- 3954** Plumarius Double Mixed—*Double Scotch Pink*. Double and semi-double. 1/8 oz., 25c.....Pkt. 10c
- 3955** Plumarius Semperflorens—*Everblooming Double Pink*. Blooms all summer. 1/8 oz., 30c.....Pkt. 15c

DIANTHUS HYBRIDUS. See Sweet Wivelsfield.

DIDISCUS. See Blue Lace Flower.

DIGITALIS. See Foxglove.





Eschscholtzia (California Poppy)

**ESCHSCHOLTZIA** ®—  
*California Poppy*

Annual. 1 ft. July-September. California Poppies are among our most beautiful and popular annuals, being of the easiest culture. Suitable for beds, borders and rock gardens; blooming profusely over a long season. Sow the seed any time during the Spring in a sunny location where they are to remain, as they do not stand transplanting.

- 4032 Aurantiaca. Bright yellow.....
  - 4043 Crimson King .....
  - 4056 Rosy Queen .....
  - 4057 Scarlet Beauty .....
  - 4058 Tango. Bronzy red overlaid with terracotta .....
  - 4061 Purple Glow. Bright reddish-purple....
- Any of above, 1/4 oz., 25c
- 4064 Collection. One packet each.....50c
  - 4065 New Hybrid Mixed. This recent introduction bears extra large flowers of rare tints and shades. 1/8 oz., 30c.....Pkt. 10c
  - 4066 Double-flowering Mixed. 1/8 oz., 30c.} Pkt.
  - 4067 Single Mixed. 1/2 oz., 25c .....} 10c

**FOXGLOVE** ©—*Digitalis*

Hardy Perennial. 3 to 4 ft. June-July. An old favorite and one of the best hardy herbaceous plants; long spikes, the upper half of which are crowded with bell-shaped flowers. Seed sown in the spring will produce plants that will bloom the next season.

**GLOXINIAEFLORE.** An improved strain of the ordinary Foxglove with handsome Gloxinia-like flowers on long stems.

- 3965 Purple .....
  - 3966 Rose .....
  - 3967 White .....
- Any of above, 1/4 oz., 30c
- 3968 Mixed. 1/4 oz., 25c.....Pkt. 10c
  - 3969 Giant Shirley. The best strain in Foxgloves. The plants attain a height of 5 to 7 feet with spikes of blooms 4 feet in length, closely set with large bells ranging in color from pure white to dark rose. 1/4 oz., 50c....Pkt. 15c
  - 3976 Monstrosa Mixed. Long spikes surmounted by one enormous flower. 1/4 oz., 40c..Pkt. 10c

**Everlasting Flowers**®

Easy to Grow

Bright and cheerful. Fresh in summer. Dried for winter. Enjoy them both ways. Winter bouquets made from Everlasting flowers brighten your home or make a splendid gift.

Flowers intended for drying should be cut before fully expanded. Remove foliage, tie in bunches, and hang blooms downward in some dark, dry place until cured. Drying requires about 10 days and the original colors are retained. The popular sorts are:

ANNUALS

- 1043 Acroclinium, Double Mixed.....
  - 4154 Globe Amaranth, Mixed.....
  - 4465 Helichrysum, Mixed .....
  - 6455 Rhodanthe, Mixed .....
  - 6746 Statice, Bonduelli, Yellow .....
  - 6747 " Suworowii (Russian), Rose...
  - 6748 " Sinuata, Mixed .....
  - 7856 Xeranthemum, Mixed .....
- } Pkt. 10c
- 7858 Collection. One packet each.....65c
  - 7860 Everlasting Annuals Mixed.....Pkt. 10c

PERENNIALS

- 3238 Chinese Lantern—*Physalis Franchetti.* } Pkt.
- 4156 Globe Thistle—*Echinops Ritro* ..... } 10c
- 4287 Gypsophila Paniculata Double.....Pkt. 25c
- 4610 Honesty—*Lunaria* .....
- 6744 Statice Latifolia—*Sea Lavender*..... } Pkt. 10c
- 6750 Collection. One packet each.....50c

EVERLASTING GRASSES. See Grasses.

FALSE DRAGON HEAD. See *Physostegia*.

**FEVERFEW** ©—*Matricaria*

Annual. 1 ft. June to Frost. Free-flowering plants, producing all season clusters of small double flowers resembling Button Chrysanthemums. Excellent for cutting.

- 5068 Snowball. Pure White .....
  - 5070 Golden Ball. Bright Yellow.....
- } Pkt. 10c

FLAX. See *Linum*.

FORGET-ME-NOT. See *Myosotis*, *Cynoglossum*.

**FOUR O'CLOCK**—*Mirabilis Jalpa* or *Marvel of Peru*

Annual. 2 1/2 ft. June to Frost. A very popular and most interesting garden plant, spreading to perfect tree-shaped bushes 1 1/2 feet through, which are literally covered with bright-colored blossoms. The flowers open about 4 o'clock in the afternoon, remaining open all night and usually close before noon the next day.

- 4954 Fine Mixed. Oz., 20c.....Pkt. 10c

**GERANIUM**—*Pelargonium*

Tender Perennial. 1 to 2 ft. May to Frost. Very interesting to grow from seed, they bloom the first year. Start indoors and transplant to the open in May. Also ideal for Winter house plants.

- 4121 Zonale Mixed. Choice large sorts...Pkt. 15c

**GEUM** ©—*Arens*

Hardy Perennial. 1 1/2 ft. May-June. Attractive flowers excellent for borders. Blooms first year from seed. To avoid wilting after cutting, put stems in warm water.

- 4130 Lady Stratheden. Double flowering golden-yellow .....
- 4134 Mrs. Bradshaw. Very large, double, brilliant orange-scarlet flowers, blooming throughout the entire season.....Pkt. 15c





Annual Double Gaillardia

## GAILLARDIA ©—*Blanket Flower*

1 to 1½ ft. June to Frost. These splendid bedding plants produce a profusion of barbaric colored flowers; from early Summer until frost. Rich shades of red and yellow are especially effective, grown in masses and they are unrivaled for cutting.

### ANNUAL VARIETIES

- 4085 Indian Chief. Single, bronze red....Pkt. 10c
- 4087 Picta, Single Mixed. ¼ oz., 25c....Pkt. 10c
- 4098 Picta, Lorenziana. Large, handsome heads of double quilled flowers in rich shades of red and yellow. ¼ oz., 25c.....Pkt. 10c

### HARDY PERENNIAL VARIETIES

Their long-flowering period, lengthy stems and bright colors make these one of the most valuable perennials.

- 4109 Grandiflora Compacta. A compact variety bearing its varied colored flowers well above the foliage. ¼ oz., 40c.....Pkt. 10c
- 4110 Grandiflora Superba Mixed. ¼ oz., 25c.....Pkt. 10c

## GLOBE AMARANTH ©—

### *Gomphrena*

Annual. 2 ft. July to Frost. A showy everlasting with clover-like heads of flowers. For cutting and drying.

- 4154 Mixed, all colors. ¼ oz., 25c.....Pkt. 10c

## GLOXINIA

Tender Perennial. 6 in. Grows Indoors. Magnificent house blooming or greenhouse pot plants with pretty bell-shaped flowers in many rich colors. They bloom 5 months after sowing. Thrive best in an equal mixture of peat, loam and sand. Regulated heat and moisture are required to get the best results.

- 4165 Hybrids Mixed .....Pkt. 40c

## GODETIA—*Satin Flower*

Annual. 1 ft. July to Frost. Very showy, with 2 to 4-in. brilliant pink or red-purple flowers with a satiny lustre. Easily grown; even in poor soils they bloom profusely.

- 4176 Fine Mixed. ¼ oz., 25c.....Pkt. 10c

GOLDEN FEATHER. See Pyrethrum.

## GOURD—*Ornamental*

101

Annual Vine. 20 ft. July to Frost. A tender, rapid-growing, interesting plant with striking foliage and singularly-shaped fruit.

- 4187 Calabash or Pipe. For making pipes....
- 4198 Dipper. For a dipper or bird house...
- 4209 Hercules Club. Club shaped, 3 to 4 ft. Pkt.
- 4210 White Nest Egg. Practical nest egg.... } 10c
- 4221 Sugar Trough. Thick shells.....
- 4232 Luffa or Dish Cloth. Practical for a dish cloth .....

Any of above, oz., 30c

- 4243 Collection. One packet each.....45c
- 4254 Mixed. All varieties. Oz., 25c....Pkt. 10c

## GRASSES—*Ornamental*

They can be used effectively as individual specimens or in clumps in the border, or along the margin of pools. To dry for winter bouquets, treat the same as for Everlasting flowers.

- 4256 Cloud Grass. Annual. 1½ ft. Airy and graceful .....
- 4258 Fountain Grass. Annual. 3 ft. Long feathery plumes .....
- 4260 Hardy Pampas Grass. 5 ft. Silvery plumes, bloom the second season..... Pkt. 10c
- 4262 Love Grass. Annual. 1½ ft. Feathery panicles .....
- 4263 Quaking Grass. Annual. 1½ ft. Cone-shaped heads .....

Any of above, ¼ oz., 25c

- 4264 Collection. One packet each.....40c

## GYPSOPHILA ©—*Baby's Breath*

Annual. 1½ to 2 ft. July to Frost. Big, graceful, airy heads of small white flowers, used by florists and others making up bouquets; often called "fuzzy stuff." It is the chiffon of the flower garden. Several sowings must be made during the season to keep up a supply.

- 4265 Elegans Alba Grandiflora. An improved form of the annual Baby's Breath. Pure white, large flowers. Oz., 25c.....Pkt. 10c
- 4266 Elegans Grandiflora Rosea. Large rose-colored flowers. Oz., 30c.....Pkt. 10c

### Hardy Perennial Gypsophila—June-July

- 4276 Paniculata. White flowers, fine for bouquets. Blooms the first year if sown early. ¼ oz., 25c .....Pkt. 10c
- 4287 Paniculata, Fl.Pl. The double flowering Baby's Breath, forming pretty little double white flowers. Used as an Everlasting. ¼ oz., 50c.....Pkt. 25c
- 4290 Repens ®—*Creeping Baby's Breath*. 6 in. A trailing plant with clouds of small white and pink flowers .....Pkt. 15c

HELIANTHUS. See Sunflower.

## HELIOTROPE ©—

### *Extremely Fragrant*

Half-Hardy Perennial. 1½ ft. July to Frost. A popular, bedding plant easily grown from seed. The delicate perfume makes this a desirable cut flower to mix in bouquets. Start indoors and transplant outside in May. Sow seed in the open ground in May.

- 4476 Lemoine's Giant. Large flowers varying in color from dark blue to lilac. ⅛ oz., 40c.....Pkt. 15c
- 4487 Fine Mixed. ⅛ oz., 30c.....Pkt. 10c





Helichrysum (Straw Flower)

**HELICHRYSUM ©—**

*Everlasting Straw Flower*

Annual. 2 to 3 ft. July to Frost. Exceedingly effective everlastings; fine for borders. The flowers are large and the color bright; highly prized for Winter bouquets. Flowers intended for drying should be gathered when partially unfolded. Take off all foliage, tie in bunches and hang blooms downward in some dark, dry place until cured. Give them plenty of room to develop, planting not closer than 12 inches apart.

- 4398 Fireball. Bright red .....
- 4409 Silverball. Glistening white .....
- 4410 Goldenball. Golden yellow .....
- 4421 Rose Queen. Deep rose.....
- 4432 Salmon Queen. Rosy salmon.....
- 4443 Violet Queen. Rich violet.....

Pkt. 10c

Any of above, 1/4 oz., 30c

- 4454 Collection. One packet each.....50c
- 4465 Mixed. All colors. 1/4 oz., 25c....Pkt. 10c

**HELIANTHEMUM ®—**

*Rock or Sun Rose*

Hardy Perennial. 9 in. May-June.

- 4299 Mutabile. Low growing, evergreen plants forming large clumps covered by a mass of pale rose flowers .....Pkt. 10c

HESPERIS. See Sweet Rocket.

**HIBISCUS—Marshmallow**

Hardy Perennial. 5 to 6 ft. July-September. Sturdy canes with single flowers of enormous size. Fine for the tall border or shrubbery bed.

- 4507 Mixed. 1/4 oz., 25c.....Pkt. 10c
- 4509 Giant Yellow. Maroon center.....Pkt. 15c

**HUNNEMANNIA ©—Santa Barbara**

*Poppy or Bush Eschscholtzia*

Annual. 1 1/2 ft. July-September. Bright clear yellow poppy-like flowers for cutting, that last several days in water. Sow seed in May.

- 4632 Fumariaefolia. 1/4 oz., 25c.....Pkt. 10c

**HOLLYHOCK—Althaea Rosea**

Hardy Perennial. 6 ft. July-August. A garden without Hollyhocks is not complete. These stately, dignified plants produce wonderful spikes of vari-colored flowers. Sow seed in June or July to flower next year, and in the Autumn transplant to permanent position two feet apart each way.

**Double Varieties**

- 4532 White .....
- 4543 Pink .....
- 4554 Salmon Rose .....
- 4565 Yellow .....
- 4576 Maroon .....
- 4587 Red .....

Pkt. 10c

Any of above, 1/8 oz., 30c

- 4588 Collection. One packet each.....50c
- 4598 Double Mixed. 1/4 oz., 50c.....Pkt. 10c
- 4609 Allegheny Fringed. The flowers are either double or semi-double, the petals beautifully fringed. 1/4 oz., 25c.....Pkt. 10c

**Single Hollyhock**

- 4604 Mixed Colors. 1/4 oz., 25c.....Pkt. 10c

**HONESTY—Lunaria Biennis**

*Moonwort, Satin Flower*

BEAUTIFUL EVERLASTING SEED PODS

Hardy Biennial. 3 ft. Pods in Fall. Flowers purple, followed by silver coin-shaped seed pods much in demand for Winter decoration. Looks well combined with the seed pods of Chinese Lantern.

- 4610 Biennis. 1/4 oz., 25c.....Pkt. 10c

HUMULUS. See Japanese Hop.

**IBERIS ®—Hardy Candytuft**

Hardy Perennial. 1 ft. April-June. Dwarf evergreen plants, covered with blooms in early Spring. Used for edging beds, rockeries and cemeteries.


- 4643 Sempervirens. Pure white. 1/8 oz., 50c.....Pkt. 15c
- 4644 Gibraltarica Hybrida. Delicate lilac. 1/8 oz., 30c.....Pkt. 10c



Iberis



# Buist's Exquisite Larkspurs



Tall Double Stock Flowered Larkspur

## ICE PLANT—*Mesembryanthemum*

### *Crystallinum*

Annual. 6 in. June to Frost.

- 4650** A valuable trailing plant for dry, sunny places, sandy spots, rock work and old walls, etc. icy foliage, flowers pinkish white.  $\frac{1}{4}$  oz., 25c.....Pkt. 10c

## IMPATIENS ©—*Sultan's Balsam*

Tender Annual.  $1\frac{1}{2}$  ft. July to Frost. Excellent pot plants for house and greenhouse. They also do well in a half-shaded location outdoors. Remarkable for their long duration of bloom.

- 4654** Sultani. Rose-pink .....Pkt. 15c  
**4665** Holstii Hybrids Mixed.....Pkt. 20c

**IPOMOEA.** See Cypress Vine, Moonflower, Morning Glory, Cardinal Climber.

## JAPANESE HOP—

### *Humulus Japonicus*

Hardy Perennial Vine. 10 ft. June to Frost.

- 4748** Green Leaved .....Pkt. 10c  
**4750** Variegated. Leaves variegated, splashed and streaked white .....Pkt. 10c

## KUDZU VINE—

### *Pueraria Thunbergiana*

Hardy Perennial Climber. 10 to 40 ft. April-October. A vine of remarkably rapid growth, 8 to 10 feet the first year from seed, and 40 to 50 feet from established roots. Quickly covers porches, trellises and unsightly objects. Hardy perennial, the tops killing back to the ground each Winter.

- 4765** Japanese Kudzu Vine.  $\frac{1}{4}$  oz., 25c..Pkt. 10c

## Larkspur ©

Annual.  $2\frac{1}{2}$  to 3 ft. June to Frost. The Larkspur is one of the brightest and showiest of garden flowers. Plant breeders have produced a wonderful improvement by careful selection in size and color of the flower and the general habit of the plant. The flower spikes are of varied shades of red, blue, white, pink, etc. Splendid for beds or borders. Their graceful habit and bright colors make them very attractive. They are of easy culture, thriving in any soil and giving a continuous succession of blooms until cut down by frost. Seed sown in the open ground in April will produce flowering plants by July.

### Tall Double Stock Flowered

- |                                    |            |
|------------------------------------|------------|
| <b>4787</b> Bright Rose .....      | } Pkt. 10c |
| <b>4788</b> Dark Blue .....        |            |
| <b>4789</b> Exquisite Pink .....   |            |
| <b>4790</b> Flesh Color .....      |            |
| <b>4791</b> Light Blue .....       |            |
| <b>4792</b> Lustrous Carmine ..... |            |
| <b>4793</b> White .....            |            |

Any of above,  $\frac{1}{4}$  oz., 25c

- 4794** Collection. One packet each.....60c  
**4795** Buist's Finest Mixed.  $\frac{1}{4}$  oz., 20c..Pkt. 10c  
**4780** Rosamond. A striking new Stock-Flowered Larkspur. The color is distinct; a pure deep bright rose and it blooms two weeks earlier than other Stock Flowered varieties. The spikes are sturdy and heavily covered with double flowers.  $\frac{1}{4}$  oz., 50c...Pkt. 20c

### Giant Imperial Larkspur

A new type superseding all other Larkspur. The delphinium-like spikes of double flowers are carried on stems 3 to 4 feet long and are ideal for cut flowers.

- |   |            |
|---|------------|
| <b>4796</b> Blue Spire. Deep blue .....     | } Pkt. 20c |
| <b>4798</b> Carmine King. Carmine rose..... |            |
| <b>4800</b> Gloria. Deep rose .....         |            |
| <b>4802</b> Peach Blossom. Light pink.....  |            |
| <b>4804</b> The Empress. Salmon rose.....   |            |
| <b>4806</b> White Spire. Pure white.....    |            |

Any of above,  $\frac{1}{4}$  oz., 50c

- 4808** Collection. One packet each.....\$1.00  
**4810** Mixed.  $\frac{1}{4}$  oz., 40c.....Pkt. 15c

**LARKSPUR.** Hardy, see Delphinium.

## KENILWORTH IVY ® ©—

### *Linaria Cymbalaria*

Hardy Perennial. Trailing. May to Frost.

- 4752** A dainty trailing plant with round, dark leaves and lavender flowers, suitable for rock work or as a winter house plant.....Pkt. 10c

## KOCHIA—*Mexican Fire Bush* or *Summer Cypress*

Annual. 2 ft. July to Frost. A charming and most effective decorative plant, with a habit much resembling one of the compact ever-green shrubs. It has a light grass-green feathery foliage, which changes as the Summer advances to a rich crimson. Fine for hedges.

- 4754** Trichophylla.  $\frac{1}{4}$  oz., 20c.....Pkt. 10c

## LANTANA—*Fragrant and Striking*

Tender Annual. 2 ft. June to Frost. An exquisite bedding plant, also fine for greenhouse or conservatory. Attractive foliage and a wealth of verbena-like flowers in shades of orange, white, rose.

- 4776** Mixed colors.  $\frac{1}{4}$  oz., 25c.....Pkt. 10c



**LADY SLIPPER—*Balsam***

**Double Camelia-Flowered**

Annual. 1½ to 2 ft. July to Frost. An old garden favorite which produces gorgeous masses of very double flowers, each of which resembles in form a camellia flower. The plants are sturdy and bushy. They like hot sun, rich soil and plenty of water. For fine specimens they should not be closer than 18 inches apart.

- 2221 Salmon Pink ..... } Pkt.
  - 2232 Scarlet. Brilliant fiery scarlet..... } 10c
  - 2243 Solferino. Striped and spotted..... } 10c
  - 2254 White Perfection ..... } 10c
  - 2265 Royal Purple ..... } 10c
  - 2276 The Queen. Pale rose..... } 10c
- Any of above, 1/8 oz., 20c
- 2287 Collection. One packet each.....50c
  - 2298 Finest Mixed. 1/4 oz., 25c.....Pkt. 10c

**LATHYRUS ©—*Hardy Sweet Peas***

Hardy Perennial Climber. 10 ft. June to Frost. Dense growing climber for covering fences, stones and rough ground, and but few weeds will grow up through them. Not fragrant.

- 4909 White ..... } Pkt. 10c
- 4910 Pink Beauty ..... } Pkt. 10c
- 4921 Mixed. 1/4 oz., 25c; 1/2 oz., 40c.. } Pkt. 10c

**LAVENDER—*Lavandula Vera***

Hardy Perennial. 2 ft. June-August.

- 4811 Blue fragrant flowers often dried for Winter use on account of their lovely sweet odor. 1/4 oz., 25c.....Pkt. 10c

LINARIA CYMBALARIA. See Kenilworth Ivy.

**LINUM—*Flax***

Annual. 1 ft. May-October.

- 4813 Grandiflorum Rubrum—*Scarlet Flax*. An exceedingly effective border plant with bright red flowers. Blooms all season by successive sowings. Oz., 25c.....Pkt. 10c

Hardy Perennial. 1½ ft. May-August.

- 4814 Perenne. Bright blue. 1/4 oz., 25c...Pkt. 10c

**LOBELIA ®**

Annual Bedding Varieties. June to Frost. A sheet of bloom all season. Attractive and desirable for edgings, ribbon bedding, and rockeries, as well as pot culture.

- 4832 Crystal Palace Compacta. Beautiful deep blue. Dark foliage. 4 in..... Pkt.
- 4854 White Gem. Pure white. 6 in..... } 10c
- 4865 Mixed Bedding. 1/8 oz., 30c..... } 10c

**Trailing Lobelia**

Effective for growing in hanging baskets or window boxes.

- 4819 Sapphire. Large, deep blue flowers with a pure white eye. 10 in..... Pkt.
- 4821 Speciosa. Dark blue. 10 in..... } 10c
- 4843 Gracilis. Light blue. 9 in..... } 10c

**LYCHNIS ©—*Star or Cross Flower***

Hardy Perennial. 1½ to 2 ft. June-July.

- 4932 Chalcedonica — *Jerusalem Cross*. Fiery red flowers in clusters, each blossom forming a cross .....Pkt. 10c
- 4943 Haageana Hybrids Mixed. Shades of pink, rose, scarlet and white.....Pkt. 10c

LUNARIA BIENNIS. See Honesty.



Lupinus

**LUPINUS © ®—*Lupine***

Annual Sorts. 2 to 3 ft. June-July. Showy spikes of pea-shaped flowers, useful for borders and cut flowers. Prefer a little shade and soil free from lime.

- 4880 Rich Blue ..... } Pkt.
  - 4881 Sky Blue ..... } 10c
  - 4882 Rose ..... } 10c
  - 4883 White ..... } 10c
- Any of above, 1/2 oz., 20c

- 4887 Mixed. Oz., 25c.....Pkt. 10c

- 4890 New Giant Mixed. An improved strain, 3 to 4 feet tall, producing large and showy flowers in dark blue, sky blue, rose and white. 1/4 oz., 40c.....Pkt. 15c

Hardy Perennial. 3 ft. June-July. Long, graceful spikes set with large pea-like flowers in many bright colors.

- 4895 Giant Hybrids Mixed. 1/4 oz., 40c..Pkt. 15c
- 4898 Polyphyllus Mixed. 1/2 oz., 25c....Pkt. 10c

MALLOW. See Hibiscus.

MARVEL OF PERU. See Four O'Clock.

MATRICARIA. See Feverfew.

MESEMBRYANTHEMUM. See Ice Plant.

MEXICAN FIREBUSH. See Kochia.

MIMOSA. See Sensitive Plant.

**MYOSOTIS © ®—*Forget-Me-Not***

Half-Hardy Perennial. 8 in. April-October. Dainty, sweetly-scented, little flowers that appeal to everybody. A few plants impart a delicious odor to the house, garden or greenhouse. Seed may be sown any time from Spring until Mid-Summer. The Alpestris varieties bloom in April. The Palustris sorts do not bloom until May, but continue until Fall.

- 5188 Alpestris, Royal Blue. Indigo-blue. The best dark blue. 1/4 oz., 40c.....Pkt. 10c

- 5198 Alpestris Mixed. 1/4 oz., 25c.....Pkt. 10c

- 5210 Palustris Semperflorens®—An everblooming variety with clear blue flowers. 1/8 oz., 40c.....Pkt. 15c



# Marigolds ©

## A Garden Favorite

Annual. July-October. In every garden, Marigolds are old favorites and rank next to Zinnia in dignity and interest. The new types are outstanding. Marigolds keep the garden bright and cheery from mid-summer until frost. The long stiff stems so necessary for ideal cut flowers are covered with an attractive foliage. They prefer a light, rich soil and a sunny situation, and adapt themselves to the mixed border or large beds.

### EIGHT OUTSTANDING MARIGOLDS

Sweetly fragrant. Free from the usual Marigold odor.

#### New Chrysanthemum Flowered—3 ft.

- 4966 Orange. Golden orange } 1/8 oz., 50c;
  - 4968 Yellow. Lemon yellow } Pkt. 25c
  - 4970 Mixed. 1/8 oz., 40c.....Pkt. 20c
- The above varieties are new 1938 Introductions.

See page 3 for description.

- 4955 Chrysanthemum Flowered Hybrids. 3 ft. A hybrid type. Some have petals like the Collarette type, others like the New Chrysanthemum Flowered. Colors contain all the shades of orange and yellow. 1/8 oz., 35c..... Pkt. 15c
- 4957 Gigantea Sunset Giants. 3 1/2 to 4 ft. See specialties page 3. 1/8 oz., 35c....
- 4972 Collarette Crown of Gold. 2 1/2 ft. See specialties page 3. 1/8 oz., 35c.....
- 4960 Guinea Gold. 3 ft. Ever increasing in popularity. Flowers 2 to 2 1/2 ins. across, semi-double and double, golden orange. 1/8 oz., 25c; 1/4 oz., 45c..... Pkt. 10c
- 4961 Yellow Supreme. 3 ft. Similar to Guinea Gold, but flowers are larger and fluffier, 3 ins. across with broad, loose, frilled petals of a rich lemon yellow. 1/8 oz., 30c; 1/4 oz., 50c.....

50c SPECIAL OFFER. A packet each of New Chrysanthemum Flowered Mixed; Gigantea Sunset Giants; Collarette Crown of Gold and Yellow Supreme. 4 Pkts. Value 60c for 50c

#### Tall Double African Marigolds—3 ft.

Splendid large flowers of the quilled type.

- 4962 Orange Alldouble. The Alldouble strain is 100% double. A rich golden orange. 1/8 oz., 35c.....Pkt. 15c
- 4963 Lemon Alldouble. 1/8 oz., 35c.....Pkt. 15c
- 4998 Orange Prince. 1/8 oz., 25c.....
- 4976 Lemon Queen. 1/8 oz., 25c..... } Pkt.
- 5009 Double African Mixed. 1/4 oz., 25c... } 10c

#### Dwarf Double French Marigolds—1 ft.

The flowers are smaller than African, but the markings are interesting. Some are solid colors, others striped and spotted. The dense bushes are attractive for bedding or border plants.

- 5010 Golden Ball. Golden yellow.....
  - 5021 Gold Striped. Brownish red, striped golden yellow ..... Pkt.
  - 5023 Yellow. Brown margin..... } 10c
  - 5025 Lemon Ball. Lemon yellow.....
  - 5027 Mahogany. Mahogany-brown .....
- Any of above, 1/4 oz., 30c
- 5029 Collection. One packet each.....40c
  - 5043 French Double Mixed. 1/4 oz., 25c..Pkt. 10c
  - 5022 Harmony—New. See novelties Page 3.

#### Single Marigolds

- 5044 Legion of Honor—Little Brownie. 9 in. Single golden yellow flowers, velvety crimson spots. 1/4 oz., 25c.....Pkt. 10c
- 5048 Golden Miniature—Tagetes Signata Pumila®. 8 in. Dwarf, compact and bushy in habit with fern-like leaves, and covered with small, single, golden-yellow flowers about the size of a dime. 1/4 oz., 30c.....Pkt. 10c



Guinea Gold Marigold

#### MIGNONETTE ©—Reseda

Annual. 1 to 1 1/2 ft. June to Frost. The sweet delicate fragrance makes this flower very useful for cutting and mixing in with more pretentious blooms lacking a delicate odor. Sowings made in April and again in July will keep up a succession of flowers. Can also be grown in pots for Winter.

- 5087 Red Goliath. Foliage rich green with giant spikes of red flowers. 1/8 oz., 25c..Pkt. 10c
- 5098 Machet. Large spikes reddish-tinted, one of the best for either garden or pot culture. 1/4 oz., 25c.....Pkt. 10c
- 5109 White Goliath. Giant spikes, pure white, very fragrant. 1/8 oz., 25c.....Pkt. 10c
- 5132 Mixed Sweet Scented. Oz., 25c....Pkt. 10c



Orange Alldouble Marigold



# Buist's Giant Flowering Nasturtiums ©



Double Sweet-Scented Nasturtiums

**N**ASTURTIUMS are one of our most popular garden annuals. They excel for brilliancy of color, duration of bloom, ease of culture and general usefulness.

All they need is a moderately good, light soil, preferably sandy, in a well drained, sunny situation, and within a few weeks from the time they are planted until frost comes, there is an endless profusion of their gorgeous blossoms. They are suitable for bedding or edging and distinctive as a cut flower, having a spicy fragrance. Plant seed 2 inches deep when ground is warm, and thin to 6 inches apart. The more the flowers are picked, the more freely they will bloom.

## Dwarf Nasturtiums—1 ft.

- 5232** Bronze. Burnt bronze color, dark leaves.
- 5276** Golden King. Golden yellow, dark foliage.
- 5287** Golden Cloth. Scarlet with yellow leaves.
- 5298** King of Tom Thumbs. Scarlet, dark foliage.
- 5309** King Theodore. Dark maroon, dark foliage.
- 5343** Rose. A lovely shade of ruby rose.
- 5354** Ruby King. Rich red, dark foliage.
- 5365** Vesuvius. Salmon-rose.

Price: Any of the above,  
Oz., 25c; ¼ lb., 75c; Pkt., 10c

- 5376** Collection. One packet each.....60c
- 5387** Buist's Special Mixture of Dwarf Giant Flowered. A matchless mixture composed of the most elegant large flowered sorts, with colors ranging through every tint and shade. Their fine color, long stems, great size make them valuable for cutting.  
Oz., 20c; ¼ lb., 50c.....Pkt. 10c

## Tall Nasturtiums—6 to 10 ft.

- 5510** Buist's Special Mixture of Tall Giant Flowered. Elegant and luxuriant climbers for verandas, trellises, etc., and particularly suitable for vases, hanging baskets, window boxes and rockeries when a drooping effect is wanted. A beautiful mixture of colors.  
Oz., 15c; ¼ lb., 45c.....Pkt. 10c

## Double Sweet-Scented Nasturtiums

The result of scientific breeding and selection has now created a distinct race of Double Sweet-Scented Nasturtiums that are popular throughout the world. Easy to grow; however, do not overfeed or water, or they will produce too much growth and not enough flowers. The plant forms a dwarf bushy growth which throws out small runners. When near development the entire plant, including the runners, start to bloom and is a blaze of color. Strong long stems, lovely for cutting.

- 5551** Golden Gleam. Introduced in 1931, it immediately produced a sensation and became world famous. Flowers are a bright golden yellow, double and delightfully perfumed.  
Oz., 20c; ¼ lb., 60c.....Pkt. 10c
- 5552** Orange Gleam. The finest Gleam Nasturtium since the Golden Gleam introduction. Flowers a deep, glowing golden orange, double and sweetly scented.  
½ oz., 25c; oz., 40c.....Pkt. 10c
- 5553** Scarlet Gleam. The flowers are a dazzling fiery orange scarlet, double and sweet-scented.  
½ oz., 15c; oz., 25c.....Pkt. 10c
- 5560** Gleam Hybrids. Double, sweet-scented flowers of salmon, golden-yellow, orange scarlet, cerise, cream-yellow, orange, crimson and gold-flushed scarlet.  
oz., 20c; ¼ lb., 60c.....Pkt. 10c

## Double Dwarf Nasturtiums

- 5561** Golden Globe. Identical in color with the Golden Gleam. The plants, however, are more dwarf, compact and totally without runners. Double and sweet-scented.  
½ oz., 15c; oz., 25c.....Pkt. 10c



## MIMULUS ©

Half-Hardy Perennial. 1 ft. June to Frost. Showy flowers for shady, moist locations or pot plants indoors. Blooms first year if started early indoors.

- 5154 *Tigrinus—Monkey Flowers*. Fine mixed spotted varieties .....Pkt. 10c
- 5165 *Moschatus—Musk Plant*. Trailing plant with small yellow flowers. Fine for hanging baskets or rock garden.....Pkt. 15c

## MOMORDICA

Annual Climber. 10 ft. June to Frost.

- 5176 *Balsam Apple—Balsamina*. Yellow flowers and ornamental fruit of medicinal value. 1/2 oz., 25c.....Pkt. 10c
- 5187 *Balsam Pear—Charantia*. Like above, only fruit is pear-shaped. 1/2 oz., 25c....Pkt. 10c

MONKSHOOD. See Aconitum.

## MORNING GLORIES and MOONFLOWERS—*Ipomoea*

Annual Climbers. 20 ft. July to Frost. Unsurpassed for covering porches and trellises because of their dense, rapid growth. To gain time, sow seeds indoors in heat, transplanting outdoors when danger of frost is past. Soak seeds overnight in warm water to hasten germination.

- 4698 *Heavenly Blue—Rubra Coerulea*. The finest of all Morning Glories. Immense flowers measuring 4 inches in diameter and of a bright sky blue color with a white throat. They bloom profusely for a long season, opening in the morning and facing the sun. 1/4 oz., 60c.....Pkt. 15c
- 4676 *Moonflower Grandiflora Alba*. At night, and during dull days, the plants are covered with an abundance of large, pure white, very fragrant flowers, 5 to 6 inches in diameter. The seeds should be notched with a file before soaking. 1/2 oz., 30c.....Pkt. 10c
- 4743 *Imperial Japanese Morning Glory Mixed*. The flowers of this charming variety are large and an exquisite diversity of colors, including red, rose, garnet, blue purple, white, silver gray, etc. Many striped or dotted. Oz., 25c.....Pkt. 10c

MOURNING BRIDE. See Scabiosa.

## NEMESIA

Annual. 1 ft. July-October.

- 5215 *Large Flowered Mixed*. Beautiful orchid-like flowers about an inch across. Colors range from rose, yellow, orange and blue. They like a cool position .....Pkt. 15c

## NICOTIANA—

### *Sweet-Scented Tobacco Plant*

Annual. 3 ft. June to Frost. Tall spikes, with many long-tubular flowers which open toward evening, giving off a sweet fragrance. An easy annual to grow and one of the most fragrant.

- 5543 *Affinis*. Pure white. 1/4 oz., 25c..... } Pkt.
- 5554 *Sanderae Hybrids Mixed*..... } 10c

## NIGELLA ©—*Love-In-A-Mist*

Annual. 1 1/2 ft. July to Frost. Delightful little airy plants with needle-like foliage and curious looking flowers and seed pods. Thrives in any soil.

- 5565 *Miss Jekyll*. Cornflower blue..... } Pkt.
- 5576 *Damascena*. Blue and white mixed..... } 10c

OENOTHERA. See Evening Primrose.

## Phlox Drummondii ©

Annual. June to Frost. These brilliant annuals are unrivalled for richness of color, profusion of bloom, duration of bloom and general compactness, and whether in clumps or masses look equally beautiful. Seeds should be sown in the open ground any time after danger of frost is over and in a few weeks the beds are a blaze of glory.

### Grandiflora Varieties—15 in.

This is the finest type, having large heads of bloom as well as large individual flowers.

- |                            |            |
|----------------------------|------------|
| 5970 Pure White .....      | } Pkt. 10c |
| 5976 Shell Pink .....      |            |
| 5987 Brilliant Rose.....   |            |
| 5998 Bright Scarlet.....   |            |
| 6009 Rich Crimson .....    |            |
| 6010 Primrose .....        |            |
| 6011 Soft Lilac.....       |            |
| Any of above, 1/4 oz., 40c |            |

- 6021 *Collection*. One packet each.....50c

- 6032 *Choice Mixed Grandiflora*. Superb mixture. 1/4 oz., 30c. Oz., \$1.00.....Pkt. 10c

### Dwarf Phlox—8 in.

Excellent for bedding or edging.

- |  |            |
|--|------------|
| 6054 Chamois. Rose.....  | } Pkt. 15c |
| 6065 Fireball. Scarlet.....  |            |
| 6076 Snowball. Pure white.....   |            |
| 6087 <i>Finest Mixed</i> . 1/4 oz., 60c.....   | Pkt. 10c   |
| 6088 <i>Star-Eyed Mixed</i> . Dwarf habit, beautiful colors, each flower having a white star-like eye. 1/4 oz., 40c..... | Pkt. 10c   |

## HARDY PERENNIAL PHLOX

3 ft. June to Frost. Distinctive, with large dome-shaped heads of large, waxy flowers in lovely shades of colors. Seed slow to germinate.

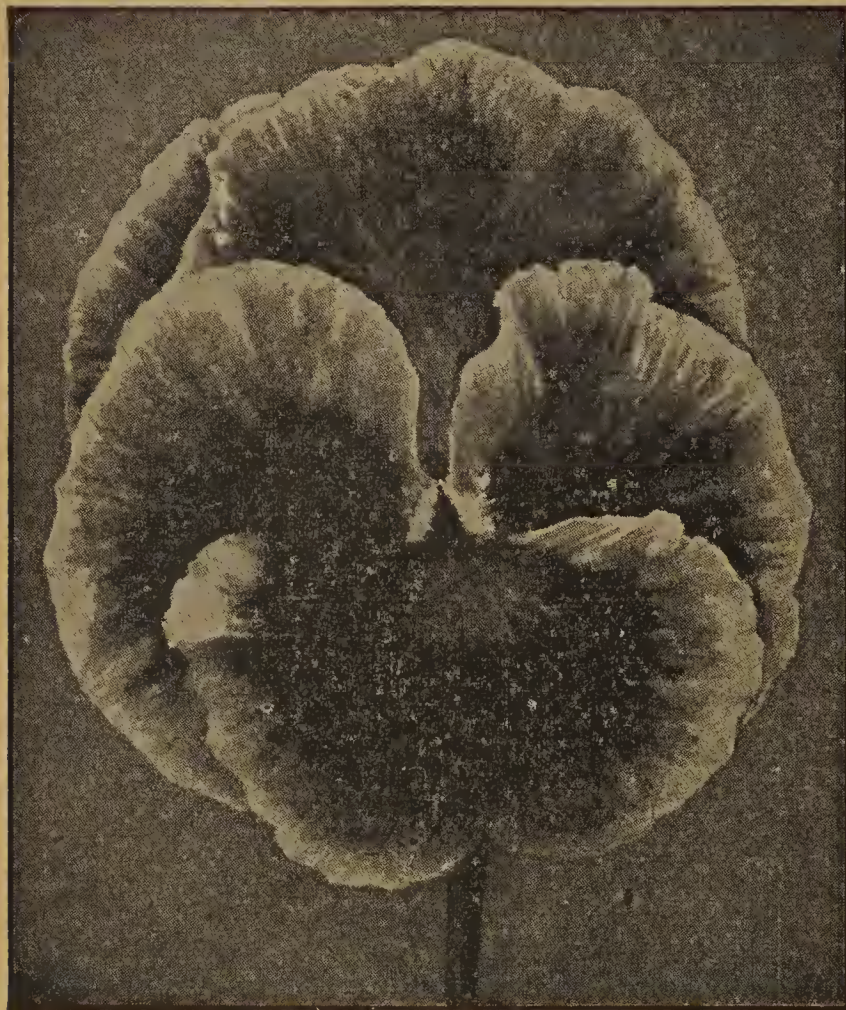
- 6098 *Mixed*. 1/8 oz., 40c; 1/4 oz., 75c...Pkt. 10c



Phlox Drummondii



# Buist's Giant Pansies



Buist's Prize Pansy

## Pansy ©

Annual or Biennial. 8 in. April-October.

THIS beautiful flower is too well known to need any description. The seed we offer has been saved from the most distinct and best-named varieties. The higher priced sorts produce the best flowers.

Pansies like a cold, moist situation. They thrive in a rich loamy soil containing leaf mould and cow manure, well-rotted or prepared in dry form. Sow the seed in well pulverized soil, covering the seed four times their size and firmly press the soil. When large enough transplant. Cultivate frequently.

For Summer blooming, sow seed indoors very early and transplant when 2 inches high or sow in the open ground in April. For early Spring blooming, sow seed in August or September and transplant 4 to 5 inches apart into cold frames or they may be wintered over in the open ground with protection of hay or straw. In the early Spring, transplant to their flowering beds to stand 9 inches apart. During dry weather, the bed should be watered daily.

## Buist's Prize Pansy

**5598** Our finest mixture containing strains of exhibition size of the most beautiful colors and markings. Each year we add the latest prize-winning Giants. The Buist Prize is unsurpassed for gigantic flowers, perfect form and texture, and richness of colors.  
 $\frac{1}{8}$  oz., \$1.00.....Pkt. 25c

## Swiss Giant Pansies

**5605 Roggli Giants Mixed.** This strain recently developed in Switzerland surpasses in largeness and splendid colors all former sorts. The flowers are enormous, containing many unusual colors such as salmon, pink, blue, yellow and many shades of wine red, all beautifully blotched with contrasting deep colors. The stems are long and stiff, making them valuable for cutting.  $\frac{1}{8}$  oz., 75c....Pkt. 25c

## Frilled Pansies

**5621 Masterpiece.** Beautifully ruffled flowers of large size and very fascinating colors.  $\frac{1}{8}$  oz., \$1.00...Pkt. 25c

## Buist's Superb Pansies

**5654 Mixed.** A blend of fine strains including a large variety of the richest colors.  
 $\frac{1}{8}$  oz., 35c;  $\frac{1}{4}$  oz., 60c..Pkt. 10c

## Giant Trimardeau Pansies

A very showy class and popular for bedding. The plant is vigorous, compact, free blooming and has bright green foliage. The flowers are large and beautiful in form and colors; each flower has three large blotches.

- |  |            |
|--|------------|
| <b>5676</b> Adonis. Light blue .....               | } Pkt. 10c |
| <b>5709</b> Bronze. Golden bronze.....             |            |
| <b>5721</b> Cardinal. Brilliant red.....           |            |
| <b>5732</b> Faust— <i>King of the Blacks</i> ..... |            |
| <b>5724</b> Golden Queen. Rich yellow.....         |            |
| <b>5743</b> Lord Beaconsfield. Violet .....        |            |
| <b>5744</b> Royal Purple. Deep purple.....         |            |
| <b>5745</b> Snow Queen. Pure white.....            |            |
| <b>5776</b> Victoria. Blood-red .....              |            |
| <b>5787</b> White. With dark eye.....              |            |
| <b>5798</b> Yellow. With dark eye.....             |            |

Any of above,  $\frac{1}{8}$  oz., 40c

**5809** Collection. One packet each.....85c

**5810** Giant Trimardeau Mixed. Very choice.  
 $\frac{1}{8}$  oz., 30c;  $\frac{1}{4}$  oz., 50c.....Pkt. 10c

TUFTED PANSIES. See *Violas*.

## PENTSTEMON—*Beard Tongue*

Hardy Perennial. 2 to 3 ft. June to August. A showy border plant, bushy, with slender spikes that bear many trumpet-shaped flowers with hairy throat.

**5860** Grandiflora Mixed.  $\frac{1}{8}$  oz., 50c....Pkt. 15c

PERIWINKLE. See *Vinca*.

PHYSALIS. See *Chinese Lantern Plant*.

## PHYSOSTEGIA ©—


### *False Dragon Head*

Hardy Perennial. 3 to 4 ft. July-August.

**6360** *Virginica*. Dense bushes with beautiful spikes of delicate lavender-pink tubular flowers, similar to a tiny snapdragon blossom.  
 $\frac{1}{8}$  oz., 30c.....Pkt. 10c

PINKS. See *Dianthus*.





Buist's Giant Fringed Petunias

See inside front cover page featuring Petunias

## Petunias

### Many Improved Types

**Annual.** 1 to 1½ ft. **June to Frost.** A bed of Petunias is a glorious sight indeed. Freedom of bloom, variety of color and effectiveness have made them a leader in popularity as the ideal bedding plant. They are easy to grow and require little care after the plants are established. It is best to sow the Giant varieties indoors and transplant outside in May. The other types can be sown out-of-doors in May. The seed is very fine, so cover with soil very lightly, if at all.

They commence to flower early and will produce their handsome sweet-scented flowers in their delicate and gorgeous colors throughout the entire summer.

## Buist's Giant Petunias

The Seeds of Giant Petunias are expensive and the safest method is to start them indoors in a flat box or pan filled with good sifted soil. Press them into the surface rather than cover with soil and place glass over the box to retain the moisture. Take the glass off after the seed germinates to prevent dampening off. The very weak, slow growing plants produce the finest flowers; be sure to give these weaklings extra care until they develop into strong, sturdy plants.

### 5865 Buist Superb Giant Fringed

A mixture of the best strain of giant flowering fringed sorts, measuring 4 to 5 inches across. Flowers are beautiful, extremely large and deep-throated embracing every conceivable color, shade and markings.....Pkt. 25c

**5876 Fluffy Ruffles.** The edges are deeply ruffled and fluted, of great substance, with deep, wide throats, varying in color from pure white to deep purple .....Pkt. 25c

**5887 Giant Double Mixed.** A superb mixture of the best large flowering and fringed double Petunias. About 40 per cent will bear double flowers. The finest double flowers are usually the weakest seedlings .....Pkt. 40c

**5889 Purple Prince.** Large-flowering velvety purple, with smooth-edged lobes.....Pkt. 25c

**5895 Giant Flowering Plain Edged Mixed.** Enormous blooms with large, smooth-edged lobes forming a five-pointed star.....Pkt. 20c

## BALCONY PETUNIAS

These large and beautiful Petunias were bred to produce a wealth of bloom when grown in porch or window boxes, or garden vases. The blooms measure 3 inches in diameter and are in solid colors. Also splendid in beds, borders or terraces.

- |  |            |
|--|------------|
| <b>5955</b> Blue. Indigo blue.....           | } Pkt. 15c |
| <b>5956</b> Rose. Rose pink.....             |            |
| <b>5957</b> White. Snow white .....          |            |
| <b>5958</b> Crimson. Velvety crimson.....    |            |
| Any of above, 1/8 oz., 75c                   |            |
| <b>5959</b> Collection. One packet each..... | 50c        |
| <b>5960</b> Mixed Colors. 1/8 oz., 50c.....  | Pkt. 15c   |

## BEDDING PETUNIAS

Single small flowering varieties. Flowers can be had without effort by simply broadcasting the seed where they are to bloom in beds, or on terraces, etc. Also nice for window boxes.

- |  |                              |
|--|------------------------------|
| <b>5905</b> General Dodd's. Rich crimson garnet..  | } Pkt. 10c                   |
| <b>5907</b> Viola cea. Steel blue or deep violet....                                     |                              |
| <b>5908</b> Rose of Heaven. Rich brilliant rose...                                       |                              |
| <b>5909</b> Howard's Star. Deep crimson with a distinct white star in center.....        |                              |
| <b>5910</b> Rosy Morn. Brilliant rose with white throat. Very desirable and popular..... |                              |
| <b>5921</b> Snowball. White.....   | } Any of above, 1/8 oz., 50c |
| <b>5932</b> Collection. One packet each.....   |                              |
| <b>5940</b> Flaming Velvet. See page 3.....  | Pkt. 20c                     |
| <b>5943</b> Striped and Blotched. 1/4 oz., 50c..   | Pkt. 10c                     |
| <b>5954</b> Fine Mixed Single. 1/4 oz. 25c.....  | Pkt. 10c                     |

## DWARF COMPACT PETUNIAS ®

A new strain of charming miniature Petunias. Each plant is neat and compact, forming a perfect ball effect. Splendid for pots, window boxes, borders, beds and rock gardens.

- |   |          |
|---|----------|
| <b>5961</b> Pink Gem. 6 in. Plants densely covered with deep pink blooms. 1/8 oz., 50c..... | Pkt. 15c |
| <b>5962</b> Rose Gem. 6 in. A new addition to the miniature group. Rich rose blooms.....    | Pkt. 25c |
| <b>5964</b> Ruffled Martha Washington. 9 in. Flesh pink, strongly veined rich wine red..... | Pkt. 25c |
| <b>5965</b> Mixed 8 to 10 in. 1/8 oz., 40c.....   | Pkt. 15c |



# Poppies

*Successive Sowings Bring Blooms all Season*

One of the grandest garden annuals. So easy to grow, that the mere throwing of seed on the ground will bring forth their gay, flaunting colors. Masses of beautiful hybrids have been evolved, vying with each other in glorious beauty. The annual varieties should be sown where they are to flower, as they will not stand transplanting. Sow seed thinly, cover lightly, and thin to 8 in. apart. Can be sown as late as June, but the best plants are those grown from early sowings when the soil is cool and moist. If the flowers are gathered early in the morning when the dew is on them, and the end of the stems dipped in hot water to stop bleeding, they will remain fresh for several days.

## Single Annual Shirley Poppies—1½ ft.

The most exquisite single Poppies in existence. The effect created by these lovely flowers, with their silky, shining petals varying in all colors of the rainbow, is hard to describe, and must be seen to be fully appreciated.

- 6100 American Legion. Bright scarlet.....
  - 6101 Apricot. Rich, deep apricot.....
  - 6102 Blue Shades.....
  - 6104 Picotee. White-edged scarlet.....
  - 6106 Wild Rose. Soft rose-pink.....
- } Pkt. 10c
- Any of above, ¼ oz., 25c. Oz., 75c
- 6108 Collection. One packet each.....40c
  - 6109 Mixed. ¼ oz., 20c. Oz., 50c....Pkt. 10c

## Single Annual Poppies

- 6112 Danebrog — Danish Cross. 2½ ft. Large flowers of brilliant scarlet with a white blotch on each petal, thus forming a white cross. ¼ oz., 25c.....Pkt. 10c
- 6114 King Edward. 2½ ft. Deep scarlet with large black blotch on petals. ¼ oz., 25c..Pkt. 10c
- 6117 Tulip Poppy—Glaucum. 1½ ft. Large tulip-shaped flowers of dazzling scarlet. ¼ oz., 40c.....Pkt. 10c
- 6176 Single Mixed. Oz., 25c.....Pkt. 10c

## Double Annual Poppies

- 6185 Double Shirley Mixed. 1½ ft. The same range of colors as the single Shirley. ¼ oz., 25c.....Pkt. 10c
- 6186 Peony-Flowered Mixed. 2½ ft. Large ball-shaped blooms, plain-edged petals, resembling the Peony in form. Oz., 25c.....Pkt. 10c

## Carnation Flowered Poppies—2½ ft.

The large double flowers have beautifully fringed petals and come in a variety of shades, many striped.

- 6198 Fairy Blush. White, tipped rose.....
  - 6209 Mikado. Red, white striped.....
  - 6212 Shell Pink.....
  - 6214 Heliotrope. Lavender.....
  - 6216 White Swan. Pure white.....
- } Pkt. 10c
- Any of above, oz., 25c
- 6218 Collection. One packet each.....40c
  - 6243 Mixed Colors. Oz., 20c.....Pkt. 10c

## PLATYCODON ©—

### Chinese Bell Flower

Hardy Perennial. 2 ft. June to Frost. One of the best hardy border plants. Cup-shaped flowers resembling Campanulas. Does well in a sandy, well-drained soil.

- 6362 Blue. Steel blue.....
  - 6363 White. Pure white.....
- } Pkt. 10c



Buist's Shirley Poppy

## Hardy Perennial Poppies

### Iceland Poppies (*Papaver Nudicaule*)

1 ft. May-October  
Although hardy perennials, these dwarf Poppies bloom the first season from seed sown early in Spring. Plants are of graceful neat habit with fern-like foliage producing their brilliant, fragrant flowers in profusion, and if the seed pods are picked off, continue to flower all season.

- 6254 Yellow .....
  - 6265 Orange .....
  - 6276 White .....
- } Pkt. 10c
- Any of above, ⅛ oz., 30c
- 6287 Finest Mixed. ⅛ oz., 25c.....Pkt. 10c

### Oriental Poppies—2 to 3 ft., June

Oriental Poppies rival the Darwin Tulips in gorgeous beauty. The magnificent foliage, sturdy stems, large cup-shaped flowers with crinkled petals, make them one of the showiest and effective flowers grown. Sow early in Spring. It is well to mark the place where they are planted, as the plants disappear in July and August, appearing again in cool weather. When this Fall growth starts, transplant to their permanent location.

- 6298 Orientale. Scarlet. ⅛ oz., 25c.....Pkt. 10c
- 6309 Mrs. Perry. Orange-apricot.....Pkt. 15c
- 6310 Princess Victoria Louise. Salmon pink .....Pkt. 15c
- 6354 Mixed. ⅛ oz., 30c; ¼ oz., 50c...Pkt. 10c

### Alpinum Poppy ®—6 in., May-October

A delightful little Poppy. Brilliant flowers in many shades of colors. Invaluable for rockeries.

- 6355 Mixed .....Pkt. 25c

## POLYANTHUS ® ©—

### Bunch Primrose

Hardy Perennial. 6 in. April-May.

- 6364 Giant Mixed. Similar to Cowslip. Produces many showy flowers in large clusters and thrives in a moist location.....Pkt. 15c



## PORTULACA ®—

### Rose Moss or Sun Plant

Annual. 6 in. June to Frost. A compact spreading plant bearing thousands of bright silky flowers, thriving on the poorest soil in very dry sun exposed places. Sow in beds, edgings, rockeries, between stepping stones, or broadcast over a sunny bank and very soon one of the loveliest of floral carpets will appear.

- 6365 Fine Single Mixed. 1/4 oz., 25c....Pkt. 10c
- 6376 Choicest Double Mixed. Saved from double flowers. 1/8 oz., 40c.....Pkt. 10c

## PRIMULA—Chinese Primrose

Green House Plant. 1 ft. A beautiful, free-flowering pot plant for Winter blooming in greenhouse or conservatory.

- 6387 Excelsior Fringed Mixed. Contains only the largest fringed flowering sorts.....Pkt. 25c

PRIMROSE. See Auricula, Oenothera, Polyanthus, Primula.

PRIMULA. See Auricula, Cowslip, Polyanthus.

PUERARIA THUNBERGIANA. See Kudzu Vine.

## PYRETHRUM © (S)—Persian Daisy

Hardy Perennial. 1 1/2 ft. May-June. Very showy flowers of easy cultivation. Large daisy-like flowers in white and all shades of rose and pink. One of the most graceful and long-lasting cut flowers.

- 6421 Single Hybrids. Mixed. 1/8 oz., 25c.Pkt. 10c
- 6432 Hybrid Grandiflorum. A very large flowered form of the above. 1/8 oz., 40c....Pkt. 15c
- 6443 Double Hybrids. Mixed.....Pkt. 25c
- 6454 Pyrethrum Aureum—Golden Feather. 6 in. A yellow foliage plant, fine for bordering and edging beds. 1/4 oz., 25c.....Pkt. 10c

## SAPONARIA ®—Rock Soapwort

Hardy Perennial. 8 in. May-June.

- 6555 Ocymoides Splendens. A trailing plant with pretty rose-pink flowers.....Pkt. 10c



Single Pyrethrum



Salvia (Scarlet Sage)

## RICINUS—Castor Oil Bean

Annual. 5 to 15 ft. July to Frost. Giant quick growing plants with ornamental foliage and brilliant colored fruits producing tropical effects. Well adapted for border background or screening. Ricinus attracts Japanese beetles and after chewing the leaves the beetle dies. Moles are kept away by a planting of Ricinus.

- 6460 Red Spire. Very showy with large palm-like leaves of a bronzy green with red ribs and veins. The seed spikes and seed pods are a bright rosy crimson.....Pkt. 10c
- 6465 Sanguineus—Obermanni. 8 ft. Blood red stalks, scarlet fruits.....Pkt. 10c
- 6476 Gibsoni. 5 ft. Dark red leaves....Pkt. 10c
- 6509 Zanzibariensis. 12 ft. A distinct class which surpasses all varieties in size and beauty. The ornamental leaves, beautifully lobed, are 2 1/2 ft. across.....Pkt. 10c

Any of the above, oz., 25c

- 6510 Mixed. All sorts. Oz., 20c.....Pkt. 10c

RED HOT POKER. See Tritoma.

ROCK CRESS. See Arabis, Aubretia.

ROSE OF HEAVEN. See Agrostemma.

## RUDBECKIA ©—Cone Flower

Annual. 2 ft. June-August.

- 6521 Bicolor Superba. Bright yellow, daisy-like flowers with brown in center. 1/4 oz., 25c.....Pkt. 10c

HARDY PERENNIAL—3 ft., June-August

- 6532 Purpurea. Crimson-purple flowers with dark brown disc. 1/8 oz., 25c.....Pkt. 10c
- 6533 Newmani. Large orange-yellow petals surrounding a large black cone.....Pkt. 15c

## SEDUM ®—Stonecrop

Hardy Perennial. 3 in. May-July.

- 6735 Acre—Golden Moss. Slow spreading plants. Green mossy foliage with yellow flowers. They prefer sand and full sun.....Pkt. 25c





Salpiglossis

## Salpiglossis Painted Tongue

Annual. 1½ ft. July to Frost. Few flowers grown from seed can compare with the richness and diversity of colors of this annual. The funnel-shaped flowers, similar in shape to a Petunia, are rich in color tones and set off by veins of gold marking every petal. They are outstanding in appearance and attract instant attention. For best results transplant seedlings about 12 in. apart, in full sun and rich soil.

- 6543 Crimson ..... } Pkt.
- 6544 Primrose ..... } 10c
- 6545 Purple and Gold..... } 10c
- 6546 Rose and Gold ..... } 10c
- 6547 Scarlet and Gold..... } 10c
- 6548 White and Gold..... } 10c
- 6549 Collection. One packet each..... 50c
- 6550 Finest Mixed. ⅛ oz., 25c..... Pkt. 10c

## Salvia Scarlet Sage

Annual. 2 to 3 ft. July to Frost. One of the handsomest flower plants for garden decoration; keeps the garden bright until late in the Fall. Fine for bedding. Seed should be sown indoors or in a hotbed and the young plants transferred to the open ground when the weather becomes suitable.

- 6598 America or Globe of Fire. 2 ft. The earliest of all Scarlet Sage and a free and continuous bloomer. The most uniform in habit of growth, with bushy plants not growing over 2 ft., which makes it particularly valuable for beds or borders. ⅛ oz., 75c..... Pkt. 20c
- 6565 Splendens—Scarlet Sage. 3 ft. Excellent for large beds and borders; brilliant scarlet. ⅛ oz., 40c..... Pkt. 10c
- 6576 Bonfire. 2 ft. Very free bloomer, growing in a compact bush. The scarlet spikes grow erect and stand clear above the foliage. ⅛ oz., 50c..... Pkt. 10c
- 6587 Zurich. 1½ ft. Scarlet red. Early and dwarf. Pkt. 15c

## PERENNIAL SALVIA. 2 Ft. July to Frost

- 6589 Farinacea—Blue Sage. Long spikes of light blue flowers. A perennial but best grown as an annual. Flowers may be dried and used as an everlasting. ⅛ oz., 50c..... Pkt. 10c
  - 6609 Patens—Blue Sage. Deep blue, a beautiful plant for the border or greenhouse, tender perennial. ⅛ oz., 75c..... Pkt. 15c
- SANTA BARBARA POPPY. See Hunnemania.

## Scabiosa ©

### Mourning Bride, Sweet Scabious or Pincushion

Annual. 2½ ft. July to Frost. A favorite in every garden. Easy to grow, producing an enormous number of long, graceful stems crowned with 2-in. clusters of small flowers of the most delightful colors, white to rich velvety black purple. As a cut flower it is invaluable. Bees are very fond of its sweetness and it also attracts the most beautiful types of butterflies.

### Large Flowering Double

- 6610 Azure Fairy. Lavender blue..... } Pkt.
  - 6621 Crimson ..... } 10c
  - 6633 Peach Blossom..... } 10c
  - 6643 King of the Blacks. Black purple..... } 10c
  - 6654 Rose ..... } 10c
  - 6665 White ..... } 10c
- Any of above, ¼ oz., 30c
- 6676 Collection. One packet each..... 50c
  - 6687 Mixed. ¼ oz., 25c. Oz., 70c.... Pkt. 10c
  - 6666 Grandiflora Rosette. Introduced in 1937. A beautiful shade of deep rose heavily suffused with salmon. ⅛ oz., 25c..... Pkt. 15c

### Hardy Perennial Scabiosa

2½ ft. June-September

- 6698 Caucasia—Blue Bonnet. Color soft blue. Fine cut flower, lasting a long time.. Pkt. 15c
- 6699 Caucasia Alba. Pure white..... Pkt. 15c
- 6702 Caucasia Giant Hybrids. This variety has larger and longer stems, heavier petals with ruffled and fringed edges. Colors range from dark blue to delicate lilac and mauve.. Pkt. 25c
- 6709 Japonica. Bushy plants with long wiry stems bearing heads of lavender-blue flowers. ¼ oz., 40c..... Pkt. 10c



Large Flowering Scabiosa





Shasta Daisy Alaska

**SHASTA DAISY ©—**

*Chrysanthemum Maximum*

Hardy Perennial. 2½ ft. June-July.

- 6739 Alaska. Immense, daisy-like flowers with broad, pure glistening white petals carried on long strong stems. ⅛ oz., 40c. ....Pkt. 15c
- 6740 New Giant Double White. Beautifully shaped double flowers with fringed, curled and quilled petals .....Pkt. 25c

**SCHIZANTHUS—Butterfly Flower**

Annual. 1½ ft. June to Frost. This is one of the most charming flowers for the garden in Summer and for the house in Winter. The plants are covered with a multitude of small butterfly-like flowers of the most brilliant and striking designs. The foliage is delicate and fern-like.

- 6732 Mixed. ¼ oz., 25c. ....Pkt. 10c

**SENSITIVE PLANT—Mimosa Pudica**

Annual. 1½ ft. June-September.

- 5143 Called Sensitive Plant because at the slightest touch the leaves fold upward and droop. This peculiarity makes it a novelty worth growing .....Pkt. 10c

**SILENE ®—Catchfly**

Hardy Perennial. 6 in. June-July.

- 6737 Saxifraga. Similar to the Pink family. Flowers yellowish on upper surface, reddish brown underneath .....Pkt. 15c

SNAPDRAGON. See Antirrhinum.

SPEEDWELL. See Veronica.

**STATICE ©—Graceful Everlasting**

Annual. 1½ ft. July to Frost. A beautiful flower for the border and popular in making winter bouquets. An ideal everlasting, retaining its true colors when dry.

- 6746 Bonduelli. Bright yellow. ¼ oz., 25c. .
- 6747 Russian—*Suwarowii*. Tail-like spikes, bright rose. ¼ oz., 30c. ....Pkt. 10c
- 6748 Sinuata Mixed. ¼ oz., 25c. ....

HARDY PERENNIAL—1½ ft. July to Frost

- 6744 Latifolia. Deep lavender. ....Pkt.
- 6745 Incana Mixed. ¼ oz., 25c. ....Pkt. 10c

**STEVIA ©**

Annual. 2 ft. September to Frost. Free-blooming plants, bearing a multitude of fragrant pure white flowers; suitable for Summer or Winter blooming; largely used for cutting.

- 6754 Serrata .....Pkt. 10c

**STOKESIA ©—Cornflower Aster**

Hardy Perennial. 2 ft. July to Frost. A native flower that appears to be between a single Aster and a Cornflower.

- 6787 Cyanea Mixed. Blue and white. ⅛ oz., 40c. ....Pkt. 10c

**SWEET WILLIAM ©—**

*Dianthus Barbatus*

Hardy Perennial. 1½ ft. May-June. Another old-time favorite because of its great mass of brilliant colors in white, pink, rose to dark red. They are easy to grow and delight in a good rich soil. The 2½-inch broad flower-heads are borne on 1-foot stems. Fine for cut flowers.

- 7521 Single White .....Pkt.
- 7532 Single Crimson .....Pkt.
- 7543 Single Pink Beauty.....Pkt. 10c
- 7554 Single Scarlet Beauty.....Pkt. 10c
- 7565 Collection. One packet each.....30c
- 7576 Single Mixed. ¼ oz., 25c. ....Pkt. 10c
- 7580 Newport Pink. A distinct variety with lovely, large single flowers of a watermelon-pink or salmon-rose. Very effective for cutting or mid-season mass bedding. ⅛ oz., 25c. ....Pkt. 15c
- 7598 Giant Double Mixed. A great variety of colors and shades. ¼ oz., 30c. ....Pkt. 10c

**SWEET WIVELSFIELD ©—**

*New Hybrid Dianthus*

Hardy Annual. 1 ft. June-October.

- 7600 This new annual is a hybrid. Its growth is similar to Sweet William, but the flowers are larger and have a wider range of colors. If sown indoors in February, will bloom in June; if sown outdoors in April, will bloom in August. ¼ oz., 50c. ....Pkt. 10c



Sweet William



# Buist's Prize Sweet Peas

THE wonderful range of colors, combined with the exquisite form of the flowers and the gracefulness of the stems and tendrils, make this the most popular of our annual flowers. They are grown so easily and repay so grandly.

## PLANT SWEET PEAS EARLY ©

Annual Climber. 4 to 5 ft. May-July.

### CULTURE

They are of the easiest culture, but the most important requisite to bear in mind is that they should be sown very early in the Spring in rich, well-pulverized soil. Dig a trench 18 inches deep and enrich with well rotted stable manure or bone meal. Plant in rows 6 inches deep. Sow the seed and cover 2 inches, pressing the soil down firmly. Plenty of sunlight and fresh air are essential to the success of Sweet Peas.

As soon as the young seedlings are 2 inches high, thin out the young plants to 4 inches apart, as this will allow the air and light to circulate freely among the growing vines, resulting in larger flowers, longer stems, better color and more blooms. Continue filling in 2 inches of soil at a time until the trench is filled; the plants will then become thoroughly established to withstand warm weather and will continue flowering a much longer period than if sown in the ordinary way near the surface. When the plants are about 5 inches high, it is desirable to furnish some support for the vines to run upon, preferably a wire netting firmly supported by stakes to prevent sagging; but strings or brush are used with satisfactory results.

Sweet Peas should not be grown in same soil year after year. Another very important feature that must not be overlooked is the clipping off of the flowers as they mature and fade, for if they are allowed to remain, they form their seed pods and then mature and the vines die.

The roots should not be allowed to become too dry. Water applied thoroughly once or twice a week, preferably early in the morning or in the evening after sundown, is usually better than a light sprinkling.

Splendid results can be obtained in the Southern States by sowing in the Fall or early Winter. The plants become better established and the root growth stronger, prolonging the blooming period.

*One ounce will plant a single row of 25 feet.*



Buist's Prize  
Spencer Sweet  
Peas



# Buist's Prize Spencer Sweet Peas 115

## Summer Flowering Spencers

**T**HIS strain includes the largest and most beautifully formed Sweet Peas, truly gigantic in size, measuring 2 to 2½ inches across. They are beautifully formed with huge standards, open and upright and immense wings gracefully poised. Both standards and wings are delicately waved. Three and often four handsome blossoms are borne on long, strong stems, rendering them available as cut flowers for vases, bouquets and other decorations.

- 6950** Austin Frederick. A lovely soft lavender.
- 6960** Avalanche. Lovely large pure white.
- 6970** Blue Bird. Beautiful clear blue.
- 6982** Blue Flame. Deep blue.
- 6990** Camp Fire. The brightest pure flame-scarlet.
- 7000** Colne Valley. Light lavender blue.
- 7020** Countess Spencer. Bright pink. An old favorite.
- 7030** Crimson King. Rich deep crimson.
- 7040** Dobbie's Cream. Primrose-yellow.
- 7050** Edna May Improved. Pure white.
- 7060** Florence Nightingale. Beautiful clear lavender.
- 7070** Grenadier. Bright geranium red.
- 7080** Hawlmark Pink. Lovely shade of salmon-pink.
- 7090** Heavenly Blue. Delphinium-blue.
- 7100** Hercules. A magnificent, large, soft rose-pink.
- 7120** Jack Cornwell. A lovely dark blue of enormous size and exquisite form.
- 7140** Mammoth. A blazing orange-scarlet.
- 7150** Mary Pickford. Dainty cream-pink, suffused salmon.
- 7160** Miss California. Salmon-cream pink.
- 7162** Model. Pure white.
- 7165** Mrs. C. P. Tomlin. Bright scarlet.
- 7170** Mrs. Tom Jones. Beautiful delphinium-blue.
- 7180** Pinkie. Rose-pink. The best of the deep pinks.
- 7190** Powerscourt. Pure lavender, very large.
- 7200** Prince of Orange. Deep orange flowers on long stems. Flowers of mammoth size.
- 7205** Renown. Clear crimson rose.
- 7220** Royal Purple. Rich purple, immense flowers.
- 7230** The Sultan. Glossy black maroon.
- 7240** Warrior. A rich reddish maroon.
- 7250** What Joy. A rich deep primrose-yellow shade.

Any of the above, Pkt., 10c; ½ oz., 15c; oz., 25c; ¼ lb., 75c; lb., \$2.50.

### Buist's Prize Spencer Mixture

- 7209** A matchless combination of most beautiful colors. This unsurpassed mixture includes all the best Spencer sorts and comprises a splendid range of colors.  
Oz., 20c; ¼ lb., 60c; lb., \$2.00. Pkt. 10c

**HARDY SWEET PEAS.** See Lathyrus.

## Early Flowering Spencers

This new class of early-flowering Spencer Sweet Peas is very popular with florists for greenhouse culture. They are particularly adapted to the Southern States, where, if sown in the Fall or early Winter months, will bloom three months from time of planting and will continue to flower until killed by the extreme heat.

The flowers are of fine size on long stems. Grown in the open ground, they begin flowering fully four weeks sooner than the Summer-flowering Sweet Peas sown at same time.

- 7378** All White. Largest and finest pure white.
  - 7376** Aviator. Dazzling crimson-scarlet.
  - 7382** Columbia. Salmon rose with white wings.
  - 7385** Cream or Meadow Lark. Primrose yellow.
  - 7388** Fair Maid. The best blush-pink variety.
  - 7409** Glitters. Bright cerise. The best of its color.
  - 7412** Harmony. A beautiful clear lavender.
  - 7415** Lavender King. Rich, deep lavender.
  - 7420** Mrs. Kerr. A fine shade of salmon.
  - 7454** Rose Queen. A popular rose-pink.
  - 7457** Snowstorm. Large, pure white.
  - 7460** True Blue. Light violet blue.
  - 7487** Yarrowa. Rose pink with blush wings.
  - 7490** Zvolanek's Rose. Extra large, rich rose.
- Any of the above, ½ oz., 30c; oz., 50c; Pkt. 10c
- 7498** Collection. Packet each of the above.. \$1.00
  - 7509** Mixed Early or Winter Flowering. A mixture of all the above colors. ½ oz., 25c; oz., 40c; ¼ lb., \$1.25.....Pkt. 10c

### Special Collection Offer

#### TEN BEST

#### Summer Flowering Spencers

- 7215** Collection. A packet each for 60c.

Model	White
Heavenly Blue	Light Blue
Jack Cornwell	Dark Blue
Crimson King	Crimson
Camp Fire	Scarlet
Powerscourt	Lavender
Prince of Orange	Orange
Miss California	Salmon Pink
Mary Pickford	Cream Pink
The Sultan	Maroon

### Grandiflora Sweet Peas

The Grandiflora is the well-known type which has been grown for many years, the flowers are not as large as the Spencers, but they are, however, more easily grown and decidedly cheaper.

- 7343** Grandiflora Mixed. Oz., 15c; ¼ lb., 40c; lb., \$1.25 .....Pkt. 10c

### Cupid or Bedding Sweet Peas

- 7365** Dwarf Cupid Varieties Mixed. Plants are 6 inches high and form a dense mat of emerald green foliage, and from June until late Summer are literally a sheet of bloom.  
Oz., 20c; ¼ lb., 60c.....Pkt. 10c

### Giant Ruffled Spencer Sweet Peas

- 7310** Mixed. A new type, distinct, beautiful and interesting. The flowers are frilled and ruffled, imparting a double appearance.  
½ oz., 20c; oz., 40c.....Pkt. 15c



# Buist's Flower Seeds Grow

## Stocks © Gilliflower

**Annual.** 1½ to 2 ft. July to Frost. Great favorites because of their charming colors, delightful fragrance and the abundance of blooms, whether grown for bedding purposes in Summer, or for greenhouse forcing in Winter. Seed should be sown indoors and the young plants transplanted to the open ground in rich soil when the weather becomes suitable. About 60% of the flowers will come double.

### Large Flowering 10 Week Stocks

The leading class for outdoor bedding. Blooms earlier than the other types.

- |  |        |                         |
|--|--------|-------------------------|
| <b>6798</b> Blood Red.....                   | } Pkt. | <b>10c</b>              |
| <b>6809</b> Light Blue.....                  |        |                         |
| <b>6810</b> Bright Pink.....                 |        |                         |
| <b>6821</b> Purple.....                      |        |                         |
| <b>6832</b> Pure White.....                  |        |                         |
| <b>6843</b> Canary Yellow.....               |        |                         |
| <b>6854</b> Collection. One packet each..... |        | <b>50c</b>              |
| <b>6865</b> Mixed Colors. ¼ oz.,             |        | <b>50c.....Pkt. 10c</b> |

### Early Giant Imperial Stocks

A splendid strain of Bismarck Stocks, branching in habit. Very early, blooming and producing a high percentage of double flowers.

- |  |        |                         |
|--|--------|-------------------------|
| <b>6914</b> Blood Red.....                   | } Pkt. | <b>15c</b>              |
| <b>6915</b> Canary Yellow.....               |        |                         |
| <b>6916</b> Dark Blue.....                   |        |                         |
| <b>6917</b> Flesh.....                       |        |                         |
| <b>6918</b> Rose.....                        |        |                         |
| <b>6919</b> White.....                       |        |                         |
| <b>6920</b> Collection. One packet each..... |        | <b>75c</b>              |
| <b>6921</b> Mixed. ⅛ oz.,                    |        | <b>60c.....Pkt. 15c</b> |

### Cut and Come Again Stocks

Plants of robust growth and branching habit. If sown early, commences blooming in June and continues until frost. Fine for cutting.

- |   |        |                         |
|---|--------|-------------------------|
| <b>6876</b> Princess Alice. Pure white.....   | } Pkt. | <b>10c</b>              |
| <b>6887</b> La France. Light pink.....        |        |                         |
| <b>6898</b> Brilliant. Deep rose-crimson..... |        |                         |
| <b>6909</b> Sapphire. Dark blue.....          |        |                         |
| <b>6910</b> Creole. Creamy-yellow.....        |        |                         |
| <b>6911</b> May Queen. Delicate lilac.....    |        |                         |
| <b>6912</b> Collection. One packet each.....  |        | <b>50c</b>              |
| <b>6913</b> Mixed. All colors. ⅛ oz.,         |        | <b>50c.....Pkt. 10c</b> |

## SUNFLOWER ©—*Helianthus*

**Annual.** 4 to 6 ft. June to Frost. Remarkable for its stately growth and decorative effect. Suitable for shrubberies, woodlands and wild gardens. The dwarf varieties with small flowers, are charming when grouped in mixed flower gardens.

- 6930** **Miniature Mixed—Cut and Come Again.** 4 ft. Plants of bush habit, producing a continuous succession of single flowers indispensable for cutting. The colors are golden yellow, pale yellow, cream white with dark centers and many with curiously twisted petals. ¼ oz., **25c.....Pkt. 10c**
- 6932** **Russian Mammoth.** 6 ft. Gigantic single yellow flowers. They will make splendid shade and provide good feed for poultry...**Oz., 10c**
- 6934** **Double Chrysanthemum-flowered.** 6 ft. Rich golden yellow flowers perfectly double, resembling Chrysanthemums. **Oz., 30c.Pkt. 10c**

## SWEET ROCKET ©—*Hesperis*

**Hardy Perennial.** 2 ft. May-June. A deliciously sweet-scented old-fashioned garden plant, also known as Dame's Violet and Dame's Rocket. Bears spikes of showy white lilac and purple fragrant flowers. Very effective in hardy border.

- 7510** **Mixed.** ¼ oz., **25c.....Pkt. 10c**

**SWEET SULTAN.** See *Centaurea*.

**TAGETES SIGNATA PUMILA.** See *Marigold*.

## THUNBERGIA—*Black-Eyed Susan*

**Annual Vine.** 5 ft. July to Frost. A very delightful slender trailing vine with neat green foliage, and 1¼-inch yellow or white flowers, with dark or black centers. A splendid plant for hanging baskets and porch boxes.

- 7610** **Fine Mixed.** ¼ oz., **25c.....Pkt. 10c**

## TORENIA

**Annual.** 1 ft. July to Frost.

- 7621** **Fournieri.** Small, bushy plants with pretty snapdragon-like blue flowers. For edging beds or for indoor pot culture, it is both useful and attractive .....**Pkt. 15c**

## TRITOMA—

### *Flame Flower, Red Hot Poker*

**Hardy Perennial.** 3 ft. August-October. In late Summer and Fall the garden is illuminated by magnificent, foot-long spikes of orange-red flowers. Hardy in the open ground south of Philadelphia. North dig up and store in sand in the cellar over Winter.

- 7632** **Hybrida Mixed.....Pkt. 15c**

## TUNICA ®—*Coat Flower*

**Hardy Perennial.** 6 in. May-August.

- 7635** **Saxifraga.** A pretty tufted plant with light pink flowers. Adapted to rockeries or the margin of the hardy border. ¼ oz., **25c...Pkt. 10c**



Early Giant Imperial Stocks





Buist's Mammoth Verbena

## Buist's Mammoth Verbenas

Annual. 1 ft. June to Frost. These garden favorites have been marvelously improved in size and vivid coloring. The trusses are of the largest size, rich in color, free-blooming and of vigorous habit. For quick results sow the seed early in the house or hotbed and transplant to beds, borders or in window or porch boxes. If sown outdoors in May they bloom from the end of July until frost.

- 7654 Defiance. Scarlet ..... Pkt.
- 7656 Golden Queen. Yellow..... Pkt.
- 7665 Pure White ..... Pkt.
- 7676 Pink ..... Pkt.
- 7687 Blue ..... Pkt.
- 7698 Purple ..... Pkt.

Any of the above, 1/4 oz., 50c

- 7709 Collection. One packet each.....50c
- 7710 Buist's Mammoth Mixed.  
1/4 oz., 40c.....Pkt. 10c
- 7720 Dwarf Compact Mixed. A mixture of dwarf growing varieties suitable for ground cover, edging or rock work. 1/8 oz., 40c..Pkt. 15c
- 7743 Citriodora—Lemon Scented Verbena. An old favorite with fragrant leaves .....Pkt. 10c
- 7744 Erinoides—Moss Verbena. Unique in its finely divided foliage and small rosy-lilac to deep purple and white flowers.....Pkt. 10c

**HARDY PERENNIAL. 1 ft. June to Frost.**

- 7745 Venosa—Hardy Garden Verbena ®. A dwarf Verbena of spreading habit covered with bright purplish heliotrope flowers. Used for bedding, borders or rock gardens.  
1/8 oz., 30c.....Pkt. 10c

### VALERIANA ©—Garden Heliotrope

Hardy Perennial. 2 ft. June-July. Showy heads of purple, rose and white flowers with a delicious heliotrope odor.

- 7643 Mixed Colors. 1/4 oz., 25c.....Pkt. 10c

### VENIDIUM ©—New African Daisy

Annual. 2 to 3 ft. July to Frost.

- 7648 Fastuosum. Above the greyish silky foliage rise many deep orange daisy-like flowers 4 to 5 inches across, with a double row of petals, the upper row marked at the center with a reddish brown zone. Sow in April or May as the germination is difficult if started earlier. Plant in a sunny location.....Pkt. 25c

### VERONICA ©—Speedwell

Hardy Perennial. 1-2 ft. June-September.

- 7754 Spicata. A graceful hardy border plant growing about 2 feet high and producing long narrow spikes of small delightful bright blue flowers .....Pkt. 15c
- 7756 Spicata Mixed. Blue, rose, white.  
1/8 oz., 50c.....Pkt. 10c
- 7758 Teucrium ®. 1 ft. May-June. Spreading with a dense growth, producing brilliant blue flowers .....Pkt. 15c

### VINCA ROSEA—

*Periwinkle or Old Maid*

Annual. 1 ft. June to Frost. Attractive, bushy plants with shining light green foliage which may be used for bedding outdoors in Summer or as pot plants in window garden and greenhouses.

- 7765 Alba. White with dark eye.....
- 7776 Alba Pura. Pure white..... Pkt.
- 7787 Rosea. Rose, dark eye..... Pkt.
- 7798 Mixed. All the colors. 1/4 oz., 40c.... } 10c

### VIOLA ® §—Tufted Pansies

Hardy Perennial. 6 in. May-October. A very delightful miniature pansy with a violet fragrance and blooming very freely. The colors are clear and distinct and effective where a mass of color is desired.

- 5820 Apricot Queen. Apricot yellow.....Pkt. 25c
- 5821 Blue Perfection. Deep blue.....
- 5832 White Perfection. Pure white.... } Pkt. 15c
- 5843 Lutea Splendens. Golden yellow.. }
- 5846 Jersey Gem. Violet blue.....Pkt. 25c
- 5854 Mixed. All colors. 1/8 oz., 40c....Pkt. 10c

### VIOLET ® §—Sweet-Scented

Hardy Perennial. 6 in. May. Violets are easily grown from seed, but the seeds require a long time to germinate. The plants require cool, moist soil.

- 7809 Single Blue Czar..... } Pkt.
- 7810 Single White Czar..... } 15c
- 7821 Single Mixed. Blue and white.....Pkt. 10c

### VISCARIA ©

Annual. 1 ft. June-October. A very attractive garden annual, producing five-petaled single flowers in red, white and blue shades. Individual flowers resemble wild roses in miniature form.

- 7760 Mixed. All the colors.  
1/4 oz., 25c.....Pkt. 10c

### WALLFLOWER ©—

*Cheiranthus Cheiri*

Perennial. 1 1/2 ft. July to Frost. Deliciously fragrant flowers in brilliant oriental colorings. Plants set out during April from seed sown in March will bloom in late Summer.

- 7832 Single Mixed. 1/4 oz., 25c.....Pkt. 10c
- 7843 Double Mixed .....Pkt. 15c





Buist's California Giant Zinnia

**Zinnia** © *Youth and Old Age*

Hardy Annual. June to Frost.

**Z**INNIAS, the most gorgeous of annuals, remarkable for the duration and profusion of their flowers, furnishing an abundance of extremely double flowers of varied and brilliant colors the entire Summer; each flower keeping perfect for weeks before fading. During the past few years there has been a great revival of interest in the Zinnia flower, commonly known as "Youth and Old Age." Plant breeders have tried to excel one another in improving the existing forms and are bringing new ones each year to the attention of the flower lover. All the various types are handsome in shape, sturdy, and meet every garden need for beds, borders and cut flowers. They are easy to grow, doing well almost anywhere with little care.

Sow seed early in the Spring in the open ground when all danger of frost has passed, in good rich soil, covering about one-half inch deep. When the young plants are 2 inches high, thin to 12 to 18 inches apart each way, as they are robust growers and require a large amount of space to attain maximum size. For a late planting, seed sown up to the middle of July will bloom in September, giving the garden a renewed wealth of color at a time when other flowers and plants are beginning to fade.

**Buist's California Giant Double Zinnias**

3 ft. A very special strain of Zinnia producing immense blooms—4 to 5 inches across not being unusual. The double flowers are semi-globular in shape and are produced abundantly all Summer until late Autumn. Although tall and erect in growth, they require no support, being sturdy and deep rooted. Fine as a cut flower or for bedding purposes.

- 8180 Cerise Queen. Beautiful shade cerise rose
- 8204 Daffodil. Bright canary yellow.....
- 8178 Enchantress. Light rose, center deep rose
- 8176 Lemon Queen. Primrose, canary yellow
- 8182 Miss Wilmott. Bright rose pink..... Pkt.
- 8187 Orange King. Beautiful rich orange-red. 10c
- 8189 Orange Queen. Golden yellow.....
- 8208 Purple Prince. Deep purple.....
- 8209 Purity. A clean pure white.....
- 8210 Rose Queen. Rose, center deep rose-red
- 8212 Scarlet Gem. A rich striking shade....

Any of the above, 1/8 oz., 30c; 1/4 oz., 50c

- 8221 Collection. One packet each.....85c
- 8232 Giant Mixed. All colors. 1/4 oz., 25c; 1/2 oz., 40c; oz., 75c.....Pkt. 10c



# Buist's Giant Dahlia-Flowered Zinnias

3 ft. This wonderful big Zinnia is the latest development in this popular annual. The plants produce mammoth double flowers averaging 4 to 6 inches across by 2 inches in depth, and in form it is like a perfect decorative Dahlia. Of vigorous growth it produces an abundance of brilliant colored flowers throughout the Summer and early Fall.

- 8105 Canary Bird. Bright canary yellow....
- 8109 Crimson Monarch. Crimson-scarlet....
- 8107 Dream. Deep lavender.....
- 8110 Exquisite. Light rose, center a deep rose
- 8121 Golden Dawn. A rich orange-yellow... .Pkt.
- 8127 Illumination. The best deep rose..... } 10c
- 8130 Oriole. A striking two-color flower,  
orange and gold, changing slightly as it  
ages .....
- 8132 Polar Bear. The best pure white.....
- 8143 Scarlet Flame. Dazzling bright scarlet..

Any of the above, 1/8 oz., 30c; 1/4 oz., 50c

- 8154 Collection. One packet each.....75c
- 8165 Mixed. All colors. 1/4 oz., 35c; 1/2 oz., 60c;  
oz., \$1.00 .....Pkt. 10c



Lilliput  
Zinnias

## Crown O'Gold Zinnias

3 ft. *New.* An outstanding beauty. The bi-color effect of deep golden yellow at the base of each petal, contrasted with light or deeper gold at the tip, is very effective. Flowers are large, double and well formed on good cutting stems.

- 8170 Desert Gold. Yellow shades.  
1/8 oz., 40c.....Pkt. 15c
- 8175 Mixture. Old rose, yellow, red, pink and lavender. 1/8 oz., 30c.....Pkt. 10c

## Mexicana Zinnias or Pygmy

1 ft. Beautiful small flowers ranging in color from yellow to brown. They are extremely free-flowering and pretty. This variety merits wide cultivation.

- 8045 1/4 oz., 50c.....Pkt. 10c



Dahlia-Flowered Zinnia

## Baby Zinnias Pompon or Double Lilliput

1 1/2 ft. This charming little Zinnia has become very popular. It is used for bedding or borders and bears a profusion of small, very double, globular flowers about 1 inch in diameter, very brilliant in color. They are beautiful plants and bloom all Summer until late Fall.

- 8046 Flesh Pink .....
- 8047 Scarlet Gem .....
- 8048 Canary Yellow .....
- 8049 Golden Gem .....
- 8050 Crimson Gem .....
- 8051 Salmon Rose .....
- 8052 White Queen .....

Pkt.  
10c

Any of the above, 1/4 oz., 30c

- 8053 Collection. One packet each.....60c
- 8054 Mixed. 1/4 oz., 25c; oz., 75c....Pkt. 10c
- 8056 Pastel Mixture. Soft shades of apricot, peach, creamy yellow, shell pink, delicate salmon, light rose and orchid. 1/4 oz., 30c..Pkt. 10c

## Dwarf Double Zinnias Cut and Come Again

2 ft. Considered the best Zinnia for bedding. Forms large bushy plants, bearing large perfect double flowers in good clear distinct colors.

- 7954 Yellow .....
- 7965 Scarlet .....
- 7976 Orange .....
- 7987 Salmon-Rose .....
- 7998 White .....
- 8009 Crimson .....

Pkt.  
10c

Any of the above, 1/4 oz., 30c

- 8010 Collection. One packet each.....50c
- 8021 Mixed. 1/4 oz., 25c; oz., 60c....Pkt. 10c



## Fantasy Zinnias

### *Chrysanthemum Flowered*

3 ft. A fascinating Zinnia, graceful and interesting, which is quite distinct from the more formal Zinnias. The rounded medium-sized flowers are composed of a mass of shaggy ray-like petals which give a delicate and refined appearance.

**8250 Mixed.** Bright shades of red, yellow and orange as well as the pastel pinks and cream. 1/4 oz., 40c; 1/2 oz., 75c.....Pkt. 10c

## Scabiosa-Flowered Zinnias

3 ft. A distinct flower resembling the annual Scabiosa. The outer row of petals are long and large, inner rows are short and tubular.

**8240 Mixed.** The mixture includes crimson, orange, pink, scarlet, white and yellow colors. 1/4 oz., 50c.....Pkt. 10c

## Dwarf Picotee Delight Zinnias

2 to 2 1/2 ft. A distinct type. Beautiful double flowers, 2 1/2 inches across; petals curled, tipped with picotee markings. Delight Zinnia will give an effective and unusual display in the garden or in vases.

**8260 Golden Ray.** Golden orange tipped with a delicate edging of brick red.....Pkt. 15c

**8265 Salmon Rose.** Salmon tones tipped with contrasting color .....Pkt. 15c

**8270 Mixed.** A wide range of colors and markings. 1/4 oz., 35c; 1/2 oz., 60c.....Pkt. 10c

## Wild Garden Annuals

This is a mixture of easily grown annuals, which thrive with little care; they are not wild flowers nor weedy. There is a great opportunity to use them in your vicinity. They may be sown along fences, embankments or rough ground. The cheery flowers will change an unsightly corner into a gay, beautiful place. Think of the pleasure you will be giving passers-by if you buy a pound and sow it thickly on unsightly road embankments or similar places. It is a little thing to do, but will improve your locality, and make it a better place to live. Try it this Summer.

**7854 Mixture.** 1/2 oz., 15c; oz., 25c; 1/4 lb., 75c; lb., \$2.50 .....Pkt. 10c

## Plants from Seed Succeeding in Shade or Partial Shade

*Likewise Satisfactory Planted in Full Sun*

Anemone	Cowslip	Mimulus
Ageratum	Delphinium	Myosotis
Auricula	Evening Primrose	Pansy
Begonia	Foxglove	Polyanthus
Bellis Perennis	Impatiens	Pyrethrum
Campanula	Kenilworth Ivy	Snapdragon
Clarkia	Lobelia	Viola
Columbine	Lupinus	Violets

### Flower Seeds by Weight

We carry large stocks of all Flower Seeds and shall be pleased to quote larger amounts of the varieties we list upon application.

## DIRECTIONS ON HOW TO MAKE A ROCK GARDEN

THE lore of making a rock garden might well be expected to fill many large books instead of a few paragraphs. It is a fascinating subject and has long been a hobby with the most skilled gardeners of the Old World and is becoming increasingly popular in this country.

When building a rock garden, the ground may be roughly staked to indicate the outline and be sure to have it irregular so that the plants may be seen from different aspects. Although most of them prefer direct sunlight, a considerable number like partial shade. The land should slope sufficiently in all parts to provide rapid surface drainage. In most cases it will be necessary to remove the top foot of soil, unless one is so fortunate as to possess a natural ledge. (While a pool is not necessary, it is effective and if you intend to include a small aquatic garden the depth of the pool should be three feet.) Fill the space dug out with stones, gravel or loose, hard material about half way to the top to make sure that your rock garden will be adequately drained. On top of this place some of the best soil originally removed and let it stand for a week to settle.

Finally place the rocks in position. The size and shape of the rocks used must be determined by the size and shape of your garden and by your own taste. There should be no crowding of rocks; each stone should lie on its broadest base. Set the rocks irregularly and bury them at least one-third of their depth, sloping the stones downward in the soil, so that the moisture will drain toward the roots. Try to use only one kind of rock of the largest size that you think will be effective and avoid those of a cobblestone nature.

Place the stones so they will keep the soil from washing away when watering or during heavy rains. In the process of construction, all crevices must be rammed full of top soil consisting of a mixture of garden loam, sharp sand and leaf mold. It is important that the plants have ample pockets of soil in the open spaces between the rocks. Allow no air pockets between the rocks and be sure when planting that the soil is firm around the roots of the plants. Autumn is the best time of the year to build a rock garden. The soil and rocks will become settled by Spring and the garden will be in good condition for planting.

It is advisable to plant some of the spaces with dwarf annuals which will keep the rockery bright until the hardy rock plants establish themselves. You will enjoy your rock garden all the more if you raise your own plants from seed. *Seeds suitable for the Rock Garden are marked with the symbol ®.*

### Annual Rock Garden Collection

Until the hardy rock plants establish themselves, this collection of annuals will give a beautiful display.

Alyssum Little Gem	Marigold Golden Miniature
Eschscholtzia Mixed	Petunia Balcony Mixed
Lobelia Crystal Palace	Portulaca Double Mixed

One packet each; value 65c, for 50c

### Perennial Rock Garden Collection

Ten choice, easily grown perennials for the rockery.

Alyssum Saxatile	Dianthus Plumarius
Arabis Alpina	Helianthemum Mutabile
Aubretia Deltoides	Iberis Sempervirens
Cerastium	Myosotis Palustris
Cowslip Mixed	Tunica

One packet each; value \$1.25, for \$1.00

*Customers will find it convenient to order Flower Seeds by number. This will facilitate the filling of orders and will insure prompt shipment.*

**A COMPLETE INDEX OF ANY FLOWER SEED IS LISTED ON PAGE 144**



# Buist's Summer-Flowering Bulbs and Roots 121

SOME of the most beautiful flowers we have are grown from Spring and early Summer planted bulbs or roots. Their culture is very easy and they flower with great certainty during Summer and Fall. We supply only the highest quality stock.

## AMARYLLIS

The Amaryllis produces showy flowers that are handsome and very attractive, resembling Lilies. They are very easily grown in pots for blooming in the house during the Winter and early Spring.

**CULTURE.** Amaryllis should be potted as soon as received. Pot the bulbs singly in 6-inch pots in good garden soil enriched with bone meal or well-decomposed cow manure. Add sufficient sharp sand to make the soil loose and friable. Cover only to the shoulder of the bulb, leaving the neck protruding. Water sparingly and keep in a dark place at 50 to 60 degrees temperature for about a month until well rooted, then expose to full sun and water daily, taking care to provide ample drainage. It is essential for good bloom that the roots become crowded in the pot. For this reason do not shift to a larger pot when the roots appear to be cramped, as they require very little soil. After the blooms die, place the pots outdoors plunging the pots in the open border where they will be exposed to full sunshine and produce a nice growth of leaves. To rest a bulb is to allow a period for dormancy, hence in the early Fall remove the pot to a cool cellar, stop watering and allow the foliage to dry. Allow them to rest until early Winter, then prepare them to bloom again. Repotting is not necessary though it is essential to work some bone meal or liquid cow manure in the soil.

**Giant-flowered Hybrids.** The finest of the Amaryllis family. These bulbs produce four to six trumpet-like blooms on strong stems. The colors range from beautiful markings of rose, red and crimson on pure white grounds as well as solid colors of crimson, cherry-red, red, rich scarlets and maroon. **In mixture only. 60c each, 3 for \$1.50, postpaid.**

**Johnsoni.** Bright crimson flowers marked with broad white stripes running through the center of each flower petal. Each bulb produces 3 to 4 flowering spikes, each carrying four perfect blooms 5 inches in diameter. **40c each; 3 for \$1.00, postpaid.**

## TUBEROUS ROOTED BEGONIAS

*They Thrive in Shade or Partial Shade*

These beautiful wax-like flowers are gigantic in size, measuring 4 to 6 inches across. The brilliant, vivid colors are rare in beauty and contrast well with the rich exotic foliage. They are very useful, for every garden has shaded spots where the average flower will not grow. Such places are ideal for this flower; yet it will make a dazzling show in the open.

**CULTURE.** In the Spring the dormant tubers show pink swellings at the center of the crown. They should then be planted outdoors late in May, 10 inches apart, or in pots indoors in March or April and later transplanted outside to give earlier blooms. Plant in rich loose soil, preferably leaf mold, being sure the drainage is good and that the tuber is so placed that the top center is above the soil. Water sparingly, increasing the moisture supply after the first leaves form. Too early or too deep planting may kill the tuber. The bulbs or tubers must be lifted in the fall after the first heavy frost has killed the foliage. Store in a cool dry, frost-proof cellar until planting time.

**Single Begonias.** Crimson, salmon, pink, scarlet, white and yellow. **20c each; \$2.00 per dozen, postpaid.**

**Double Begonias.** Crimson, salmon, pink, scarlet, white and yellow. **20c each; \$2.00 per dozen, postpaid.**



Caladium Esculentum (Elephant's Ear)

## GOLDEN YELLOW CALLA LILIES

The best Yellow Calla with flowers as large as the popular white winter-flowering variety, but of a rich, golden yellow, velvety texture. The foliage is dark green with translucent creamy white spots which give the plant a very ornamental appearance.

**CULTURE.** Splendid as a pot plant grown indoors early, or for growing outdoors in the open border or for a shaded location. If planted when the ground is warm in good rich loam, they will flower during the Summer months. When the tops are killed by frost, dig and store in a cool frost-proof cellar. **Mammoth Bulbs. 35c each; \$3.50 per dozen, postpaid.**

## CALADIUM ESCULENTUM

*Elephant's Ear*

A fine tropical plant that is easily grown with large rich green leaves, often measuring 3 to 4 feet long by 2½ feet wide. They are an effective center for flower beds or for irregular beds as an ornamental lawn display.

**CULTURE.** Caladiums are easily grown in any good garden soil. Plant outdoors when the soil is warm, about the middle of May. To obtain the best results they should be planted where they will obtain plenty of water and an abundance of rich compost. Take up before frost, cut off the old stems and store in a cool, dry frost-proof place until time for spring planting.

	Each	Postpaid	Per Doz.	Postpaid
Monster Bulbs .....	.35		\$3.50	
Mammoth " .....	.25		2.50	
First Size " .....	.15		1.50	

## FANCY-LEAVED CALADIUMS

Few, if any, of the Summer foliage plants equal the Fancy-leaved Caladiums in their rich, tropical color combinations. During the Summer months they are excellent for window or porch boxes, or for outdoor beds in shady or semi-shady locations.

**CULTURE.** Being of a tropical nature, they require a warm temperature and it is safe to plant outdoors the latter part of May. For earlier results, start indoors using a well-drained sandy loam. Cover the bulb about one-quarter of an inch, water sparingly and keep at 70 degrees. When the first leaves begin to show color, transplant to 5 or 6 inch pots, depending upon the size of the bulbs. A mixture of leaf mold and well-decomposed cow manure gives the best results. Increase watering as the plants grow, for they require plenty of moisture to attain perfection. If indoor pot grown bulbs are raised for the garden, transplant outdoors after the weather is warm, preferably to a shady location. In the autumn, rest the bulb, remove to a dry warm cellar, stop watering and allow the foliage to dry. Replant in the Spring. **In Mixture Only. 25c each; 6 for \$1.30; per dozen, \$2.50 postpaid.**



# Cannas Make Attractive Beds

## CANNAS

The most popular of all bedding plants making a brilliant and effective show during the entire Summer until late Fall. They produce large, conspicuous clusters of orchid-like flowers in the widest range of gay and bright colors, with a rich tropical foliage in green or bronze shades. They are most effective when planted in masses of one variety.

**CULTURE.** No other class of tender bulb is so easily grown. They succeed in sunny positions in any kind of soil and respond quickly to liberal treatment. Cannas are gross feeders and for best results the beds should be spaded deeply, using a generous amount of well-decomposed manure and bone meal. Plant the dormant roots when the ground is warm, spacing them 2 feet apart and set them with the "eye" just above the ground. They may be started in pots and later transplanted outside to give earlier blooms.

### Green-Leaved Cannas

**Apricot.** 4 ft. Buff-yellow base, overspread with salmon-pink.

**Mme. Crozy.** 3 ft. Brilliant vermilion-scarlet flowers edged yellow.

**Pennsylvania.** 5 ft. Bright crimson scarlet. Very showy in beds or as a center for more dwarf varieties.

**Richard Wallace.** 4 ft. An ideal bedder, color canary yellow. Free bloomer.

**The President.** 4 ft. This gorgeous variety produces giant flowers of a rich glowing scarlet color, often measuring 7 inches across when fully opened.

**Wintzer's Colossal.** 5 ft. Bright scarlet flowers of immense size. The plant is a strong vigorous grower.

**Yellow King Humbert.** 4 ft. A green-leaved sport of the King Humbert. It has the same habit and growth and free-flowering qualities, but the flowers are a deep rich yellow spotted and blotched with bright red.

**Price:** Any of the above Green-Leaved Cannas Postpaid, 3 for 25c; 75c per dozen. Not Prepaid, \$4.50 per 100.

### Green-Leaved Cannas

**City of Portland.** 3½ ft. Bright rosy-pink, a free-flowering vigorous bloomer.

**Eureka.** 4½ ft. Considered the finest white Canna. Free bloomer; green foliage.

**Mrs. Alfred Conrad.** 4 ft. The "Queen of Cannas." Gigantic flowers of beautiful salmon-pink.

**Hungaria.** 3½ ft. Rich peach blossom pink, a continuous bearer. Flowers very large with immense petals. Ideal for bedding.

**Price:** Any of the above four varieties Postpaid, 3 for 25c; 90c per dozen. Not Prepaid, \$5.50 per 100.

### Bronze-Leaved Cannas

**Ambassador.** 3½ ft. Bears immense trusses of brilliant cherry red flowers set off by bronzy foliage.

**King Humbert.** "King of All." 4 ft. Bears immense brilliant orange-scarlet flowers streaked with crimson and gold, in gigantic trusses. Foliage rich coppery-bronze.

**Rosea Gigantea.** 4 ft. Magnificent trusses of a stunning rich rose color of gigantic size.

**Shenandoah.** 4 ft. Flowers beautiful, rosy pink, borne in large clusters. A fine bedder.

**Price:** Any of the above Bronze-Leaved Cannas Postpaid, 3 for 25c; 90c per dozen. Not Prepaid, \$5.50 per 100.



Buist's Superb Cannas

## CINNAMON VINE

A beautiful, rapid-growing climber, taking its name from the peculiar fragrance of the delicate white flowers. The attractive bright glossy green leaves are heart-shaped and the growth of vine will run 25 to 40 feet in a season. It is perfectly hardy, the stem dying down in Winter, but growing with great rapidity in the Spring.

**CULTURE.** The long, tuberous roots may be planted at any time during the Spring, placing them in an upright position and deep enough so that the eye or sprout is covered with two inches of soil. They will thrive in any soil. **Large Select Roots 3 for 30c; \$1.00 per doz. postpaid.**

## GLOXINIAS

These showy plants make excellent house plants and flower profusely during May and June.

**CULTURE.** Gloxinias are not difficult to grow and they will flourish luxuriantly in a soil of one part loam, one part leaf mold and one part sharp sand with a sprinkling of fine bone meal. Plant in 4-inch pots, being sure to give the best of drainage. Place in a warm window and keep moderately moist, but do not water to excess. Be careful to keep water off the leaves and to shade the plants from direct sunlight as the season advances. **In Mixture Only. 35c each; 3 for 90c; \$3.25 per doz. postpaid.**

## MONTBRETIAS

One of the brightest of our summer-flowering bulbs that should be planted extensively. The growth and habit of the plant, as well as the flowers, somewhat resembles a small Gladiolus. The gayly colored flowers are in shades of yellow, salmon, orange and scarlet.

**CULTURE.** They are easily grown and should be planted early in the Spring, choosing a warm, sunny location. Plant them 3 to 6 inches apart, 4 inches deep, in clumps of a dozen or more. They are hardy if given the protection of a good covering of leaves or litter. **Mixed Hybrids. 3 for 25c; 75c per doz.; \$4.50 per 100 postpaid.**



# Buist's Prize Dahlias

THE ease with which the garden lover can successfully grow Dahlias makes them very popular. Modern Dahlias have many admirers. Each year newly developed varieties in endless shades and combinations of colors are recognized and we offer those having the most merit.

**CULTURE.** Dahlias will grow in any good soil, but do best in a light loam or sandy loam. Prepare the ground by deep digging and use well-rotted manure, bone meal and a top dressing of lime. After the ground is warm plant the tubers on their side with eyes pointing upward, setting them 3 inches deep and 3 feet apart. Watering is unnecessary, but frequent cultivation is desirable. Never allow the soil to crust and cultivate after rain. When plants are 6 to 8 inches high, pinch out the center shoot to induce branching.

In the Fall, after plants are blackened by the first frost, cut the tops off, lift the tubers carefully with a digging fork and let them dry out for a few hours. Then store in a cool frost-proof cellar or shed, until the Spring. To prevent shriveling, cover with dry sand or soil.



Colossal Dahlia King Midas

## BUIST'S COLOSSAL DAHLIAS

The 8 varieties listed below have been selected from the best Decorative types. The flowers are colossal in size and perfect of form, carried on strong stiff stems. They are vigorous, free-flowering and very desirable for exhibition work and garden decoration.

**Cerise Jersey Beauty.** Beautiful large, pink flowers of perfect form supported on long, stiff stems held well above the foliage.....**35c each**

**Elite Glory.** A monstrous flower of a brilliant rich red. It is a perfect type with fine stem and keeps well after cutting .....**35c each**

**Frazier.** A prize winning Dahlia of gigantic size and remarkable beauty with long stems. Color a rich glowing oriental red, tipped yellow. A fine keeper after being cut .....**35c each**

**Graf Zeppelin.** Color snow white. A vigorous grower and free bloomer, holding its flowers erect and well above the foliage.....**50c each**

**Jane Cowl.** Massive blooms of a bronzy buff and old gold, blending darker towards the center. Stems of unusual strength .....**50c each**

**King Midas.** An outstanding prize winner and rated as the greatest of all pure golden yellows. The plant is a strong, sturdy grower perfect in form, with stems long, stiff and straight.....**75c each**

**Mariposa.** A very showy large flower facing upward on long stems. Free bloomer. Color cream heavily suffused with lavender.....**35c each**

**White Beauty.** Giant snow-white, 8 to 10 ins. across. High center with long, pointed, twisted and slightly curled petals. Strong and vigorous. A beauty.  
**75c each**

**Collection:** One each of 8 Colossal Dahlias for **\$3.00.**

## POMPON OR BABY DAHLIAS

These dainty little Dahlias are winning many admirers and growing in popular favor. The flowers are ball-like in shape and under 2 in. in diameter. The plants are small, of branching habit, and produce an endless profusion of flowers on good stems suitable for cutting. They are delightful in vases, baskets and bowls and last for a week in water.

**Amber Queen.** Light terra-cotta.

**Artie.** A clear canary yellow.

**Buddy.** Rose red.

**Clara Harsh.** Yellow tipped crimson. Very striking.

**Dee Dee.** A splendid lavender.

**Improved Springfield.** A striking bright red.

**Joe Fette.** A beautiful pure white.

**Little Belle.** Soft mauve pink.

**Little Jewel.** Delicate pink.

**Little Paul.** Red tipped white.

Any of the above: **20c each; \$2.00 per doz. postpaid.**

**Collection:** One each of 10 Pompon Dahlias for **\$1.75.**

## PEONY-FLOWERED DAHLIAS

Artistic flowers resembling the semi-double Peonies in form. They flower freely and are borne on long, strong stems, making them excellent for garden decoration and for cutting.

**Autumn Glow.** Yellow, tipped scarlet. Very early and a profuse bloomer .....**25c each**


**Canada.** A beautiful variety. Large, pure white flowers on long, stiff stems. Early and a continuous bearer .....**35c each**

**Fackel.** Rich scarlet, tipped with gold. A lovely autumn shade .....**25c each**

**Mme. A. Bruele.** Carmine. An outstanding beauty.  
**25c each**

**Collection:** One each of 4 Peony Dahlias for **90c.**





The World-Decorative Dahlia

### CACTUS DAHLIAS

These have long pointed petals which in some varieties are straight and in others incurved. Included in this class are semi-cactus, having broad petals at their base, but recurved at the tips, giving them a pointed appearance. The varieties listed below are all well-shaped flowers held erect on long, stiff stems. They are excellent cut flowers and splendid for garden decoration.

- Ambassador.** Color a soft buff yellow, shaded salmon pink. Flowers are carried on long stiff stems well above the foliage.....**50c each**
- Libelle.** Color a beautiful Aster purple. A profuse bloomer and a grand variety.....**25c each**
- Margaret Starke.** An attractive cerise. A color that always pleases .....**35c each**
- Pink Supreme.** A beautiful, clear pink. Large flowers of fine form on strong stems.....**35c each**
- Prima Donna.** An attractive pink with a lighter tint at the center. Flowers large and free blooming.**50c each**
- Reine Cayeux.** Brilliant, glowing red. An exceptionally free-flowering variety.....**35c each**
- Robert E. Lee.** Massive blooms of a rich dark red color. Long stems.....**50c each**
- Roycroft.** Immense bronze flowers on long stiff stems.**35c each**
- Snow Boy.** A pure white with petals of an exquisite texture .....**35c each**
- Sunset Glow.** Attractive and unique. Color orange-red over chrome-yellow .....**20c each**
- Collection:** One each of the 10 Cactus Dahlias **\$3.00.**

*All Dahlia Prices Are Postpaid*

### DECORATIVE DAHLIAS

The most popular of all types of Dahlias, renowned for coloring, size, perfect form and freedom of flowering as well as their varied forms. Some have flat petals, others reflexed, some incurved and still others curiously twisted. The varieties below are perfect in form and coloring and hold up well after cutting.

- Avalon.** Color a pure yellow. The large flowers are very distinct in shape, always full in the center. A remarkably good keeper when cut.  
**25c each**
- Bashful Giant.** Gigantic apricot flowers with golden shadings. The immense blooms are finely formed...**25c each**
- Glory of Monmouth.** Immense, unusually deep blooms carried on long, stiff stems. Color a pastel salmon-pink .....**35c each**
- Gallant Fox.** A rich, deep crimson-red. Flowers remain in good condition a long while after cutting....**25c each**
- Blue Bird.** A clear violet, the nearest shade to a true blue. Tall, long stems, ideal for cutting.....**50c each**
- Jean Kerr.** The most valuable of all white Dahlias with lovely, medium-sized blooms carried on long, stiff stems. They last a long time after cutting .....**25c each**
- Jersey's Beacon.** The color is Chinese-scarlet with a paler reverse, giving a two-toned effect. Very large, free bloomer; vigorous grower ..**25c each**
- Jersey's Beauty.** A prize-winning variety. Blooms are of immense size, carried high above the foliage on long, stiff stems. Color a beautiful shade of rose-pink.....**25c each**

- Kathryn Charman.** Color combination most unusual, blending from rich bronzy red to golden bronze at the center. Carries its large blooms on strong stems...**50c**
- Kentucky.** A sport of Jersey Beauty and identical in every way except color. A pure salmon pink.  
**35c each**
- Leo Niessen.** Color a brilliant cardinal-red, produced on long stiff stems; an early and continuous bloomer. Excellent cut flower .....**35c each**
- Mrs. I. De Ver Warner.** An exquisite shade of mauve-pink. Its charming color, large blooms, and the very long, strong, wiry stems of this variety attracts attention wherever grown.....**20c each**
- Sanhican's Queen.** A blending of apricot shading to carmine rose, deepening towards the center. Stems strong and erect.....**35c each**
- The World.** Color rich, deep, rosy magenta overlaid with scarlet and shaded with silver tinting on edges of petals. Blooms are large, well-formed and long keeping .....**50c each**

**Special Offer.** One each of the following six Decorative Dahlias.

Value **\$2.00** for **\$1.50**

- |           |             |               |
|-----------|-------------|---------------|
| Avalon    | Gallant Fox | Jersey Beauty |
| Blue Bird | Jean Kerr   | The World     |

### Dwarf Bedding Dahlias

A Beautiful New Race

Height 18 to 24 in. Growing Dahlias from seed is very interesting. The dwarf type can be planted 1½ ft., blooming from July until killed by frost. Easy to grow. Very free flowering. Graceful for cutting. Embraces a most charming and very wide range of colors.

Listed under Dahlia seeds—see Page 99.



# Buist's Superb Gladiolus

## The Long Lasting Cut Flower

**G**LADIOLUS are the most popular of all the Summer-blooming bulbs. Their charm and wealth of color are enjoyed in any garden. Plant them in borders, solid beds and among shrubbery. For cut flowers they are unexcelled. In cutting it is best to cut the spike when the first flower opens. The balance of buds will develop when placed in water and thus prolong the blooming period.

**CULTURE.** They can be grown with very little effort, as they thrive well in all ordinary garden soils in any sunny, airy location. Plant the bulbs, top up, 4 inches deep and at least 6 inches apart as early in the Spring as the ground is fit to work. A continuous succession of flowers may be enjoyed until frost by successive plantings every two weeks until late June. Gladiolus appreciate plenty of moisture and thorough cultivation during the growing season. Lift the bulbs in the fall after the foliage begins to turn color and dies down; allow them to dry in the sun, then separate the useless old bulb and dead foliage from the new bulb. Store the new bulb in a cool dry frost-proof place until time for Spring planting. To control Gladiolus thrips, spray regularly with Nicotine Pyrox.

**Albania.** A lovely pure white. Large flowers and a very free bloomer.

**America.** Very light pink, exquisitely tinted with lavender. A magnificent popular variety.

**Carmine Sylva.** Large snow-white flowers on perfectly straight, tall stems. A beauty.

**Crimson Glow.** Well named, the color being a glowing crimson scarlet.

**Giant Nymph.** A giant flowered light rose-pink with creamy yellow throat. Tall stately spikes.

**Golden Dream.** Deep golden yellow flowers on long stems. A splendid variety.

**Halley.** Large salmon-pink flowers with cream throat. A very early and dependable variety.

**Mrs. Francis King.** Immense flowers of a most beautiful flame scarlet with salmon shadings. One of the finest for cutting.

**Mrs. Frank Pendleton.** Lovely salmon-pink with rich maroon blotch on lower petals.

**Wilbrink.** Flesh pink with creamy white blotch on lower petals. A favorite variety for cutting.

**Price:** Any of the above Superb Gladiolus  
Postpaid: 3 for 20c; 60c per dozen.  
Not Prepaid, \$3.50 per 100.

### Special Collection Offer

3 each of the following 6 Gladiolus postpaid  
for 75c

Albania	Golden Dream
Crimson Glow	Mrs. Francis King
Giant Nymph	Wilbrink

**Buist's Rainbow Mixture.** A wide range of the different shades, blends and colors, carefully selected and mixed in proper proportion of color to please the most critical.

Postpaid: 3 for 15c; 50c per dozen.  
Not Prepaid: \$3.00 per 100.

**Buist's Fine Mixture.** A popular low-priced mixture composed of all colors and shades.

Postpaid: 3 for 12c; 40c per dozen.  
Not Prepaid: \$2.50 per 100.

Not less than 25 Gladiolus Bulbs sold at the 100 rate



Golden Dream Gladiolus

## Five Outstanding Gladiolus

**Betty Nuthall.** The best late pink. Magnificent, large, coral-pink flowers with light orange throat.

**Dr. F. E. Bennett.** A large, brilliant fiery red. Admired by everyone.

**Flaming Sword.** The best red. Very early; deep, blood-red.

**Picardy.** The finest and the most outstanding pink known. Enormous blooms, seven to eight open at one time. Color a clear, soft, shrimp-pink without flecking.

**Pride of Wanakah.** A beautiful large, purplish-blue.

**Price:** Any of the above Outstanding Gladiolus  
Postpaid, 3 for 25c; 75c per dozen.  
Not Prepaid, \$4.00 per 100.

## MADEIRA OR MEXICAN VINE

A beautiful and popular vine covering a large space in a short time. Very useful for porches and arbors because of its rapid growth and freedom from insects. The leaves are heart-shaped, thick, glossy and light green in color. Racemes of feathery white fragrant flowers are produced in profusion.

**CULTURE.** Plant any time during the Spring, placing them in an upright position and covering with two inches of soil. Protect with a covering of leaves or litter in the Winter. Large Strong Roots, 3 for 30c; \$1.00 per dozen, postpaid.



# Plant Buist's Reliable Bulbs

## TUBEROSES

**Excelsior Double Pearl.** Tuberozes are one of our finest Summer-flowering bulbs. The flowers are waxy-white, double and highly fragrant. A single flower will perfume a room.

**CULTURE.** Plant in good rich loam when the ground is warm, selecting a sunny location. For early flowers start in pots indoors and for a succession of bloom, plant at intervals until the last of June.

### Mammoth Bulbs

Postpaid, 3 for **25c**; **75c** per doz.  
Not Prepaid, **65c** per doz.; **\$4.50** per 100.

### Large Size Bulbs

Postpaid, 3 for **20c**; **60c** per doz.  
Not Prepaid, **50c** per doz.; **\$3.50** per 100.

Summer-flowering Bulbs and Roots are mailed free at single and dozen prices. Larger quantities will be forwarded by Parcel Post, Express or Freight as directed, but at the purchaser's expense.



*Lilium Auratum*, "The Queen of Lilies"

## HARDY OUTDOOR LILIES

### For Spring Planting

Every garden should have a fair display of Lilies. Their graceful habits, wonderful beauty, fragrance and hardiness make them very valuable.

**CULTURE.** All Lilies should be planted from 6 to 8 inches deep, the Japanese varieties even 12 inches deep. The bulbs themselves should be surrounded by sand to facilitate drainage. No decomposed manure should come in contact with the bulb, but may be placed 4 to 6 inches underneath. All loose-petaled bulbs should be planted on their side instead of upright. Heavy fertilizing or cultivation is not necessary. However, they insist upon good drainage and heavy mulching. They like partial shade and appear best when planted in groups against a background of low shrubs or scattered through the perennial borders.

### Regale Lily—Royal Lily of China

One of the most beautiful of all garden Lilies. Growing to a height of from 3 to 5 feet, it bears in July an abundance of immense, trumpet-shaped flowers deliciously scented. They are ivory white, shading to yellow in the center with a pink tinge in the outer edge. **35c** each; **\$3.50** per doz. Postpaid.

### Japanese Lilies

**Auratum.** *The popular Golden Banded Lily from Japan.* Immense, fragrant flowers of pure white, spotted with crimson and striped through the center with golden yellow. It grows 3 to 5 feet high and bears five to twenty blooms during July and August.

Postpaid, Large Bulbs, **30c** each; **\$3.00** per doz.

Mammoth Bulbs, **35c** each; **\$3.50** per doz.

**Speciosum Album.** The best late flowering pure white hardy garden lily. Grows 3 to 4 feet and blooms in August and September.

Postpaid, Large Bulbs, **35c** each; **\$3.50** per doz.

Mammoth Bulbs, **45c** each; **\$4.50** per doz.

**Speciosum Rubrum** or **Roseum.** An old garden favorite with rosy white blooms heavily spotted with rich crimson. Height 3 to 4 feet. Blooms in August and September.

Postpaid, Large Bulbs, **30c** each; **\$3.00** per doz.

Mammoth Bulbs, **40c** each; **\$4.00** per doz.

**Tigrinum Splendens—Tiger Lily.** Another popular lily with bright orange-red flowers spotted with black. As many as 25 flowers are borne on plants 4 to 5 feet high, blooming during July and August.

Postpaid, Choice Bulbs, **25c** each; **\$2.50** per doz.



Tuberoze



# Choice Roses for the Garden

## Hybrid Tea Roses

**T**HIS class embraces the most beautiful varieties of all Roses. They bloom from June to October. All have long-pointed buds on strong stems which make them valuable as cut flowers. The glossy foliage, gorgeous colors and lovely fragrance of the flowers make them a constant source of pleasure.

Plants we offer are specially selected stock of the best quality. They are strong two-year, field-grown plants and vigorous growers, blooming the first season they are planted. In the late Fall before the ground freezes, hill the soil about the plants as high as possible. Later, protect with a layer of light litter which will insure their safety during Winter.

**FREE DELIVERY**—All nursery stock shipped prepaid direct from our Nursery. No extras to irritate you when plants arrive. If your express office is different from your post office, please mention it.

**AMI QUINARD.** Tall plants with highly fragrant, black-crimson roses.

**BETTY UPRICHARD.** This lovely rose is one of the most popular garden varieties. Perfectly shaped, long pointed buds borne on long strong stems. A free bloomer with long lasting qualities when open. The buds are copper-red and open to a brilliant orange-carmine on outer petals with salmon reflexes. The fragrance is rich and spicy.

**E. G. HILL.** Beautiful long buds of perfect form. Vigorous, free flowering, producing flowers of a dazzling scarlet.

**GRUSS AN TEPLITZ.** The most profuse blooming crimson Rose in existence. Blooms in open clusters with the utmost freedom throughout the entire season. The color is a rich scarlet shading to a velvety crimson.

**IVY MAY.** A continuous bloomer having shapely buds which turn to delightful rose-pink flowers edged and based with amber-gold. Perfect for a corsage or bouquet.

**JOANNA HILL.** A splendid clear yellow rose with golden heart. Long pointed buds open to large, full, semi-double, attractive flowers.

**JONKHEER J. L. MOCK.** A gorgeous, very double, brilliant pink, shaded carmine-pink on the outside of the petals.

**KAISERIN AUGUSTA VICTORIA.** A very popular Rose of soft pearly white, tinted with lemon in the center.

**PAUL NEYRON.** One of the largest roses in cultivation. Flowers clear pink shading to soft rose, delightfully fragrant. A strong, vigorous grower.



Paul Neyron



Radiance

**PRESIDENT HOOVER.** A splendid combination of cerise-pink, flame, scarlet and yellow. Lovely buds and shapely blooms borne on long, strong stems. A vigorous grower with clean handsome foliage and blooming liberally throughout the entire season.

**RADIANCE.** One of the most gorgeous American sorts introduced. Grows sturdily and blooms profusely; in color a brilliant pink with salmon-pink and yellow shadings at the base of the petals.

**RED RADIANCE.** An even better Rose than its parent, Radiance, in habit, bearing big, globular flowers of deep rose-red on strong canes which are freely produced all Summer until frost. Foliage excellent.

**SOUV. de CLAUDIUS PERNET.** The most satisfactory yellow Rose ever produced. A vigorous grower, erect branching habit, long pointed buds carried on stiff stems. A sunflower-yellow color, deeper in the center, without any colors blending.

**SUNBURST.** Rich yellow double flowers of large size, borne singly on long stiff stems.

**TALISMAN.** Brilliant orange-red buds open to a large, high-pointed double bloom of glowing golden-yellow, stained with copper-red and orange-rose on the inside of the petal. A magnificent combination of colorings.

*Any of the Roses on This Page*

60c each      4 for \$2.15      8 for \$4.00

12 for \$5.75—delivered



## Hardy Climbing Roses

**CLIMBING ROSES** are popular everywhere and much in demand to beautify every garden. They are used for arbors, fences, pergolas, Summer houses, terraces, screening unsightly views; in fact, they are a source of comfort to the home owner. Fragrant, hardy, quick-growing, permanent and easily pruned, they will find a place in every garden. In the Spring, cut out old or dead wood and shorten the laterals and long shoots to make the growth conform to the space to be covered. A severe pruning in July, after they have finished blooming, is beneficial. This will encourage a vigorous growth which will give an abundance of flowers the next season.

**CLIMBING AMERICAN BEAUTY.** Of the same color and fragrance as the popular variety whose name it bears. Free flowering and an early bloomer, flowers being borne either singly or in clusters of three.



Silver Moon

**DR. W. VAN FLEET.** A Rose which on account of its dainty color and exquisitely shaped buds and flowers has become a great favorite. The long pointed buds are rich flesh pink, carried on stems 12 to 18 inches long. Splendid for cutting. A strong, vigorous grower.

**DOROTHY PERKINS.** The ideal pink rambler, flowering profusely in large clusters; very fragrant and lasting.

**EXCELSA (Red Dorothy Perkins).** Radiant blood-red clusters fairly covering the vigorous vines. An improvement on the old Crimson Rambler.

**GARDENIA.** A very strong grower with beautiful glossy foliage. The buds are bright yellow, turning to waxy white when expanded.

**PAUL'S SCARLET CLIMBER.** The most popular red-flowered climber of the day. No other Rose in any class can compare with it for brilliancy of color. The semi-double flowers are large, well shaped and a vivid scarlet-red, retaining its color without fading longer than any other Rose.

**SILVER MOON.** Semi-double flowers beautifully cupped and pure white in color, with petals of great substance. The center has a large bunch of yellow stamens, making a wonderful contrast.

### Price of Climbing Roses

60c each                  4 for \$2.15                  8 for \$4.00  
12 for \$5.75—delivered

## Fruits for the Home

### GRAPES

#### Extra Strong Two-year-old Plants

**CONCORD.** The most popular variety in America. The vines are covered with bunches of large, black grapes juicy and sweet.

**CATAWBA.** One of the best standard varieties, responding quickly to good culture. Vines productive bearing large, long, broad clusters of dull purplish-red grapes.

**Moore's Early.** A good early sort with large black fruit.

**Niagara.** The best white grape ripening in mid-season. Flavor similar to the Concord.

**Worden.** Large black grapes similar, but ten days earlier than Concord.

Price: 30c each; 3 for 80c; 12 for \$2.75; 25 for \$5.00; 50 for \$9.50; 100 for \$18.00—delivered.

**CACO.** A cross between the Catawba and Concord. In quality it surpasses the luscious flavor of the Catawba, while it is as early and prolific as the Concord. The color is a rich wine-red. 60c each; 3 for \$1.70; 6 for \$3.00; 12 for \$5.00; 25 for \$10.00; 50 for \$19.00; 100 for \$36.00—delivered.

### BLACKBERRIES

**El Dorado.** A fine, large berry, jet black, mild and sweet, melting in the mouth. 6 for 50c; 12 for \$1.00; 25 for \$1.75; 50 for \$3.00; 100 for \$5.75—delivered.

### RASPBERRIES

**Cumberland.** Berries black, ripening in mid-season.

**Latham.** A standard red variety producing large berries during June and July.

**St. Regis Everbearing.** Here is a red-fruited variety that will continue to bear until freezing weather.

Price: 6 for 50c; 12 for 75c; 25 for \$1.25; 50 for \$2.25; 100 for \$4.25—delivered.

### STRAWBERRIES

**Premier.** Very early, of good size and flavor.

**Big Joe.** A mid-season variety, large sweet fruit.

**Dorsett.** An early variety with large, firm berries.

Price: 25 for 65c; 50 for \$1.00; 100 for \$1.50; 250 for \$3.00; 500 for \$5.00; 1000 for \$9.00—delivered.

#### EVERBEARING STRAWBERRIES

**MASTODON.** The largest, tastiest and heaviest yielding of all the Everbearing varieties. It yields beautiful red, firm fruit from June to frost. 25 for 75c; 50 for \$1.25; 100 for \$2.00; 250 for \$3.75; 500 for \$6.50; 1000 for \$12.00—delivered.

Write for special prices on larger quantities



# Insect and Blight Destroyers

Prices Subject to Change Without Notice

**ANT KILLER.** Very effective for the destruction of ants on lawns, golf courses, etc. 4½-oz. cans, 50c.

**ARSENATE OF LEAD (Powder).** Produced under a new process containing a greater percentage of Arsenic Oxide than required by the U. S. laws. It mixes easier and sticks better than any other brand. Dilute 1 to 50. ½ lb., 20c; 1 lb., 30c; 5 lbs., \$1.25; 10 lbs., \$2.40; 25 lbs., \$4.25; 100 lbs., \$16.00.

## Spray

# "Black Leaf 40"

40% Nicotine

"Black Leaf 40" is a concentration of Nicotine Sulphate and is guaranteed to contain not less than 40% of nicotine by weight. It destroys aphid (plant lice), thrip, leaf hoppers and similar insect pests. May be combined with other sprays. Recommended for delousing poultry. 1 oz. bottle, 35c, makes 5 to 10 gallons; 5 oz., \$1.00; 1 lb., \$2.25; 2 lbs., \$3.25; 5 lbs., \$5.85; 10 lbs., \$10.60.

**BORDO-LEAD (Pestroy) (Powdered).** A combination of arsenate of lead and Bordeaux mixture. It sticks to the foliage. ½ lb., 15c; 1 lb., 30c; 5 lbs., \$1.25.

**BORDEAUX MIXTURE (Powder).** Can be used dry or as a spray; when used as a spray, dilute 1 to 8. 1 lb., 30c; 5 lbs., \$1.25.

**CALCIUM ARSENATE.** For spraying and dusting potatoes. 1 lb., 25c; 5 lbs., 90c; 10 lbs., \$1.60.

**CALCIUM CASENATE.** Used as a spreader to mix with other insecticides which do not mix readily. 1 lb., 30c; 2 lbs., 50c; 5 lbs., \$1.15.

**EVERGREEN INSECTICIDE.** Effective against cut-worms, cucumber beetles, cabbage worms, rose slugs, aphid, etc. Non-poisonous. Oz., 35c; 6 ozs., \$1.00; 16 ozs., \$2.00.

**FISH OIL SOAP.** An effectual remedy for destroying and preventing insects on plants, trees, vines, etc., and for washing down the bark of fruit trees, grape vines, etc. 1 lb., 35c; 5 lbs., \$1.25.

**HELLEBORE.** For destroying rose slugs, currant and cabbage worms. ½ lb., 30c; 1 lb., 50c; 5 lbs., \$2.25.

**JAPTOX.** An improved material that kills and repels Japanese Beetles. A real protection to the foliage against the ravenous feeding of those pests. 1 lb., 50c; 2 lbs., 85c; 8 lbs., \$3.00.

**LEMON OIL.** For destroying scale, caterpillar, mealy bug, etc. Dilute with 10 parts water. ½ pt., 30c; pt., 50c.

**LIME AND SULPHUR SOLUTION.** A perfect remedy for San Jose scale and all other fungus diseases. One gallon makes ten. When used in Summer, dilute 1 to 30. 1 qt., 40c; 1 gal., \$1.00; 5 gals., \$3.75.

**LIME SULPHUR (Dry).** A very effective remedy for San Jose scale and other fungus diseases. Has all the effectiveness of liquid lime sulphur and is much easier to handle. 1 pound to 5 gallons of water. 1 lb., 35c; 5 lbs., \$1.40; 10 lbs., \$2.25; 25 lbs., \$4.00; 50 lbs., \$7.50; 100 lbs., \$13.00.

**MEXICAN BEAN BEETLE DESTROYER.** Formula based on recommendations of U. S. Dept. of Agriculture, contains Magnesium Arsenate. A wonderful smooth powder that can be dusted on plants or quickly made into a wet spray by the addition of water. No danger of burning. 1 lb., 35c; 4 lbs., \$1.00.

## Nicotine Pyrox

RED U.S. PAT. OFF.

A spray that kills both chewing and sucking insects. Controls blight and other plant diseases. 1 lb., 50c; 5 lbs., \$1.75; 10 lbs., \$3.00.

**PYROX.** The best and safest all-around spray for all leaf-eating insects, blight and fungus troubles. Mixes easily in cold water; dilute 1 lb. to 5 gals. water. Kills potato bugs. Sticks like paint. 25 lbs., \$5.00; 50 lbs., \$7.25; 100 lbs., \$12.50.

**PARIS GREEN.** For destroying potato bugs. Effective against all chewing insects. Directions for use with each package. ¼ lb., 20c; ½ lb., 30c; 1 lb., 50c; 5 lbs., \$2.25.

**P. T. B. (Para Dichlorobenzine).** For peach tree borers. Use only in August and September. 1 lb., 50c; 5 lbs., \$2.00; 10 lbs., \$3.50.

## RED ARROW

NON-POISONOUS

## INSECT SPRAY

(PYRETHRUM DERRIS SOAP)

An effective, non-poisonous insecticide. Harmless to man, birds or animals, yet deadly to sucking and chewing insects, such as Mexican Bean Beetle, Aphid, Thrip, Rose Bug, Red Spider, etc. Use 1 oz. to 3 gallons of water. Per oz., 35c; 4 ozs., \$1.00; 1 pt., \$2.70; 1 qt., \$4.80.

**ROTENONE.** A non-poisonous dust containing 75% Rotenone. Controls Mexican Bean Beetle, beetles on asparagus and cucumber; also leaf hoppers, caterpillars, chinch bugs, red spiders, cabbage worms and thrips. 1 lb., 30c; 5 lbs., \$1.25; 25 lbs., \$6.00.

**SLUG SHOT.** A non-poisonous powder insecticide; it requires no mixing or preparation, easily applied and not injurious to animals, the person applying it, or fruits and vegetables treated. Very effectual in destroying potato bugs and the Mexican bean beetle, green flies, slugs, worms, etc. 1 lb., canister, 25c; 5 lbs., canister, \$1.00.

**STANLEY'S CROW REPELLENT.** Acts as a repellent to seed pulling birds and rodents.  
 ½ pint, enough for 1 bus. seed.....\$0.60  
 1 pint, enough for 2 bus. seed..... 1.00  
 1 quart, enough for 4 bus. seed..... 1.75

**SULPHUR POWDER.** For mildew. Lb., 10c; 5 lbs., 40c; 10 lbs., 80c; 50 lbs., \$3.75; 100 lbs., \$7.00.

**SULROTE (Rotonone Dust).** A non-poisonous dust contains 80% rotonone, especially recommended for control of Mexican Bean Beetles. Also effective against leaf hoppers, caterpillars, chinch bugs and gladiolus thrips. 1 lb., 40c; 5 lbs., \$1.50.

**SUNOCO SPRAY OIL.** For the control of scale insects, red spider, aphid, thrip, etc. 1 gal., \$1.25; 5 gals., \$5.00.

**TREE TANGLEFOOT.** A sticky compound for painting around the trunks of trees to protect them from all creeping insects. 6 oz. can, 35c; lb., 70c; 5 lbs., \$3.25; 10 lbs., \$6.25.

**TOBACCO DUST.** For dusting only. Excellent for Lettuce and other plants to destroy soft, creeping insects. Lb., 10c; 5 lbs., 30c; 10 lbs., 50c; 25 lbs., \$1.00; 100 lbs., \$3.25.

**WEED KILLER.** Kills all plant growth. A labor-saver used on paths, drives, gutters and places where growth is not wanted. Dilute 1 part with 40 quarts of water. One gallon sufficient to cover 150 sq. yds. 1 qt., 45c; 1 gal., \$1.50; 5 gals., \$6.00; 30 gals., \$28.00.



# Fertilizer and Garden Requisites

Prices Subject to Change Without Notice

**BUIST'S LAWN ENRICHER.** As a fertilizer or dressing for inducing a rapid and luxuriant growth of grass it cannot be excelled. It is dependable as it contains all the essential elements grass requires. Lawns should be top-dressed twice a year, once before the new Spring growth commences and again in the Fall before active growth stops. This will induce a deep, thick root growth which will enable the lawn to withstand the hot, dry months. Broadcast at the rate of 600 lbs. per acre. 5 lbs., per 250 square feet. 5 lbs., 35c.; 10 lbs., 60c.; 25 lbs., \$1.10; 50 lbs., \$2.00; 100 lbs., \$3.50; sack of 200 lbs., \$6.00; ton, \$50.00.

**COW OR CATTLE MANURE (Shredded).** An effective high-grade natural fertilizer for garden, lawn and greenhouse; especially good to mix with compost. It makes a rich and safe liquid manure. 10 lbs. per 100 square feet, 1000 to 1500 lbs., per acre. 5 lbs., 35c.; 10 lbs., 60c.; 25 lbs., \$1.10; 100 lbs., \$3.00; 500 lbs., \$14.00; 1000 lbs., \$26.00; ton, \$50.00.

**BUIST'S PURE BONE MEAL.** Excellent for top-dressing lawns, the beneficial results can be noted for a long time. A very desirable fertilizer for roses, flowering shrubs, fruit bushes and trees. Apply 800 to 1000 lbs. per acre, 5 lbs. for every 200 square feet. 5 lbs., 35c.; 10 lbs., 60c.; 25 lbs., \$1.00; 50 lbs., \$1.75; 100 lbs., \$3.25; 200-lb. sack, \$6.00; ton, \$52.00.

**GRAFTING WAX.** ¼ lb., 20c.; ½ lb., 30c.; lb., 50c.

**HARDWOOD ASHES.** For use on lawns, orchards or plants requiring an alkaline soil. Apply late in Fall or early Spring so that rains and snow leach the ashes and carry the nourishment to the roots. Apply 2000 pounds per acre. 5 lbs. per 100 square feet. 5 lbs., 25c.; 10 lbs., 40c.; 25 lbs., 75c.; 100 lbs., \$2.50; 200 lbs., \$4.00; ton, \$35.00.

**HUMUS HYPER (Pulverized).** A natural organic substance of deposits of decomposed vegetable matter that has been accumulating for years. Hyper Humus loosens heavy clayey soils and promotes aeration. It increases the moisture absorbing power of light sandy soils. Garden crops, flowers, vegetable and lawns all respond to liberal applications. It is absolutely odorless. 5 lbs., 30c.; 10 lbs., 50c.; 25 lbs., 75c.; 50 lbs., \$1.25; 100 lbs., \$2.00; 500 lbs., \$9.00; 1000 lbs., \$14.00; 2000 lbs. (1 ton), \$25.00.

**NITRATE OF SODA.** A valuable fertilizer. Apply 150 to 200 lbs. per acre, 1 lb. per 200 square feet but not until the plants are above ground. If used in liquid form, dilute two ounces to one gallon of water and apply twice a week. Do not let nitrate touch green growth or it will burn. 2 lbs., 20c.; 5 lbs., 35c.; 10 lbs., 65c.; 25 lbs., \$1.10; 50 lbs., \$1.85; 100 lbs., \$3.25; 200 lbs., \$6.00; ton, \$55.00.

**LIME (Hydrated or Powdered).** An indirect fertilizer that liberates plant food already in the soil. Makes sour soil sweet and heavy soil light. Promotes growth and gives the lawn a rich color. 10 lbs. to 200 square feet, or 1 ton to acre. 10 lbs., 25c.; 50 lbs., 85c.; 100 lbs., \$1.40; 500 lbs., \$6.50; ton, \$22.00.

**MURIATE OF POTASH.** Should be used on all root crops. Potatoes, beets, turnips require a liberal proportion of potash in order to develop properly. 1 lb. per 200 square feet, 150 to 200 lbs. per acre. 5 lbs., 35c.; 10 lbs., 60c.; 25 lbs., \$1.25; 50 lbs., \$2.25; 100 lbs., \$3.50; 200 lbs., \$6.50; ton, \$60.00.

**PEAT MOSS.** A moisture retaining humus, an important aid in saving soil fertility. Prevents the formation of hard crusts and fungus growth. Excellent for mulching Perennial and Rose beds as well as around Evergreens. ¼ size bales, \$1.50; ½ size, \$2.25; large bales, about 150 lbs., \$3.50; 5 bales, \$3.25 per bale.

**PHOSPHATE (16% Acid Phosphate).** For all vegetable crops, grains, etc. Apply 800 lbs. per acre. 5 lbs. per 200 square feet. 5 lbs., 25c.; 10 lbs., 40c.; 25 lbs., 90c.; 50 lbs., \$1.35; 100 lbs., \$2.00; 200 lbs., \$3.25.

**POTATO AND TRUCK SPECIAL.** Adapted for use on all truck crops. It is of exceptional value and will prove a money maker to all gardeners. 5 lbs. per 200 square feet, 1000 lbs. per acre. 5 lbs., 35c.; 10 lbs., 60c.; 25 lbs., \$1.00; 100 lbs., \$3.00; 200 lbs., \$5.00; ton, \$45.00.

**SULPHATE OF AMMONIA.** A nitrogenous plant-stimulant, very quick in action. Used on lawns as a stimulant and to discourage weed growth. 1 lb. to 150 sq. ft., or 300 lbs., per acre. 5 lbs., 40c.; 10 lbs., 70c.; 25 lbs., \$1.25; 100 lbs., \$3.25.



## STIM--PLANT

Using Stim-U-Plant freely will produce far more beautiful flowers and plants, better fruit and vegetables and in far greater quantities. Excellent for evergreens and all garden and potted plants. Easy to use—immediate results—Directions with each package. Per pkg. of 30 tablets, 25c; 100 tablets, 75c; 500 tablets, \$2.50; 1000 tablets, \$3.50.

**LEGUME CULTURE.** Is a culture of bacteria especially selected and bred for maximum vitality and ability to form nodules and take nitrogen from the air. *When ordering, state what crop you wish to inoculate.*

For Alfalfa and all clovers, ½ bus. size, 30c; 1 bus. size, 50c; 2½ bus. size, \$1.00.

For Cow Peas, Soja Beans, Vetch, Garden Peas, Beans, 1 bus. size, 30c; 2 bus. size, 50c; 5 bus. size, \$1.00



# WIZARD **Sheep Manure**

  
TRADE BRAND MARK

## Makes Plants Grow to Perfection

Wizard is a concentrated weedless manure that puts new life and beauty into lawns and gardens. Everybody can get wonderful results with this natural fertilizer because it is easy to use and does not burn plants. You can make your lawn and garden the envy of the neighborhood if you will feed your plants with Wizard Sheep Manure.

**FOR LAWNS.** Wizard produces thick, velvety, green lawns of lasting beauty. It supplies the humus and natural plant food so necessary to feed the millions of grass plants that make up a thick, green turf. On new lawns apply 10 lbs. to 100 sq. ft. and rake into the surface soil. On old lawns rake thoroughly and then broadcast 6 to 10 lbs. per 100 sq. ft. Scatter Wizard just as you would sow seed.

**FLOWER GARDENS—SHRUBBERY.** Wizard promotes luxuriant green foliage and a wealth of vivid colored flowers. It is the safest and best plant food for flowers, shrubbery, vines and trees. Mix a handful with the soil under each new plant and on established plants 10 lbs. to 100 sq. ft. raked into the surface

soil. Use more for shrubs, vines and trees. Liquid manure used once a week will prolong the blooming season.

**VEGETABLES AND FRUITS.** Every practical gardener knows that there is nothing better than manure to build up the soil and produce big profitable crops. Wizard is the best manure in a highly concentrated form. It produces big crops of crisp, tender vegetables in time for the early market. A practical fertilizer for every grower. Use 1000 to 1500 lbs. per acre.

**FLORISTS.** Wizard has been the old reliable fertilizer for the under glass grower for over twenty-one years. It is safe and dependable for all crops grown under glass.

**PRICES**

5 pounds .....	\$0.35	100 pounds .....	\$ 2.85
10 pounds .....	.55	500 pounds .....	13.00
25 pounds .....	.90	1000 pounds .....	25.00
50 pounds .....	1.65	2000 pounds .....	48.00

# VIGORO

*Complete plant food*

For Lawns, Gardens,  
Flowers, Shubbery,  
Trees

### For Gardening Success

Scientifically balanced and complete, VIGORO is a specially prepared plantfood. It contains all the elements necessary to grow richly colored flowers, velvety lawns, succulent vegetables, luxuriant shrubbery, and healthy trees.


VIGORO is odorless and clean. It can be applied by hand just like grass seed. Can be used on everything you grow.

Complete directions for applying VIGORO for all plants are contained in every bag. VIGORO should be used at the rate of four pounds per 100 square feet (10 ft. x 10 ft.) in the spring and fall. Use one-half this amount for summer feeding.

5-lb. pkg., \$0.45	25-lb. bag, \$1.50	100-lb. bag, \$4.00
10-lb. pkg., .85	50-lb. bag, 2.50	500-lbs. 17.50







*All books sent postpaid at price given*

### ASPARAGUS

By F. M. Hexamer. A practical treatise on the best method of raising, cultivating, harvesting, marketing, forcing and canning asparagus.....\$1.10

### AROUND THE YEAR IN THE GARDEN

By F. F. Rockwell. Written by a practical amateur grower for the busy man or woman who must use every hour in the garden to the best advantage. 350 pages .....\$3.00

### THE BOOK OF ANNUALS

By Prof. Alfred C. Hottes. A reliable guide through the season of annual bloom. Complete instructions for their culture and uses. 182 pages.....\$1.50

### BOOK OF BULBS

By F. F. Rockwell. Pictures and text take you into the garden and show the almost limitless possibilities that bulbs offer.....\$2.50

### BOOK OF FERTILIZERS

By A. F. Gustafson. A modern work. Treats source, character and composition, also their application for different crops .....\$1.75

### MODERN DAHLIA CULTURE

By W. H. Waite. Brief, clear, complete, based on the actual operations and results of a practical, experienced grower, propagator and exhibitor. 132 pages \$1.50

### GARDENERS HANDBOOK

By L. H. Bailey. Practical notes on the raising of vegetables and fruits, the growing of many ornamental annuals and perennials in the home grounds. Also special advice on control of insects and diseases.....\$3.00

### HOME FLOWER-GROWING

By E. C. Volz. A real flower-garden encyclopedia. It tells how, when, and where to grow flowers; also how to plan indoor, outdoor, rock and water gardens. 364 pages .....\$3.00

### GLADIOLUS

By F. F. Rockwell. Compact and handy work book for the grower of gladiolus. 80 pages.....\$1.25

### ROADSIDE MARKETING

By G. S. Watts. Containing suggestions covering every practical method of selling to the consumer direct. ....\$1.25

### LAWNS

By F. F. Rockwell. Full of suggestions on the making and care of the lawn, fertilizing, weed and pest control. Fully illustrated .....\$1.25

### MUSHROOMS, HOW TO GROW THEM

By Falconer. Mushroom culture by up-to-date methods .....\$1.75

### EVERGREENS FOR THE SMALL PLACE

By F. F. Rockwell. Practical suggestions for using conifers. Illustrated .....\$1.25

### 1001 GARDEN QUESTIONS ANSWERED

By Professor Alfred C. Hottes. Do you know—Why peonies do not bloom? Why evergreens fail? Why house plants are leggy? Why cut-flowers do not keep? Why young fruit trees do not bear? This information and other garden facts will be found in this book. Cloth cover.....\$2.00

### LANDSCAPING THE SMALL HOME

By Edward W. Oliver. Teaches in a simple way how to plan and execute a planting economically and correctly .....\$1.00

### THE BOOK OF PERENNIALS

By Prof. Alfred C. Hottes. Devoted to the general principles of growing, using, selecting and propagating perennials. Cloth cover .....\$2.00

### SUCCESS WITH HOUSE PLANTS

By J. L. Kift and K. B. Hedenberg. Tells how to care for house plants, together with advice about the best plants to grow indoors, insect pests and remedies. A practical book for the amateur.....75c

### ROCK GARDENS

By F. F. Rockwell. You can have a rock garden at small cost and great enjoyment if you use this splendid book. It shows how to develop a charming and individualistic rockery on a tiny plot of ground as well as where space is unlimited.....\$1.25

### HOW TO GROW ROSES

By J. H. McFarland and R. Pyle. Makes every step in the culture and care of roses so clear that any grower can understand it and succeed with them. A completely re-written edition of America's most popular rose book. 144 pages, 32 plates in full color, 32 half-tones and other illustrations.....\$2.00

### ROSES AND THEIR CULTURE

By S. C. Hubbard. A treatise on the propagation, culture and history of the Rose. The author, who has made a specialty of the Rose, deals with the subject in a concise manner. Cloth cover.....\$1.25

### HARDY SHRUBS

By Frank A. Waugh. Shrubs for everybody and everywhere. What shrubs to plant, when to plant them, where to plant them, how to plant, how to prune and cultivate. In short, all about shrubs that any practical person wants to know. Cloth.....\$1.25

### TOMATO CULTURE

By W. W. Tracy. This book contains the largest and most complete information on the subject. No gardener or farmer can afford to be without it. \$1.10

### VEGETABLE GARDENING

By R. L. Watts. Complete, concise and authentic. Covers every phase of vegetable gardening. An excellent handbook for practical growers. Cloth. \$2.50





# Monthly Calendar of Operations

## NORTHERN EDITION

of

# Buist's Garden Guide

## PLANTING DIRECTIONS

The active gardening months in the North are March, April, May, July and August. Monthly operations cannot be accurately given for the entire territory, but the following give suggestions of cropping about the period they should be attended to in latitudes of the Middle States. Adaptation to various States can be observed by noting the conditions of the climate and season.

A chart of all the principal vegetable seeds will be found on page 143, giving proper planting depths and distances apart, seed required and weeks to maturity. Further detailed instructions are contained throughout our GARDEN GUIDE alphabetically arranged, under the various varieties of both vegetable and flower seeds.

### JANUARY

Out-door work is necessarily limited, as snow and ice abound and ground is frozen, but there are important things that can be attended to in order to be in readiness for Spring operations. Overhaul all tools and implements; arrange and clean up your barn and out-buildings; haul manure to the fields where it will be required; prepare compost for top-dressing; prune your orchards and fruit trees, trim up your hedges; top-dress your asparagus beds with well-decomposed manure to be forked in as soon as the frost is gone. A top-dressing of salt is also valuable.

Lawns may be improved by a good top-dressing as soon as the leaves are gathered. Wood ashes, bone meal or any prepared manure is preferable to barnyard or stable manure, as the latter generally contains many weed seeds. By early covering the ground with manure, to prevent its freezing too deep, you will also be able to have your trenching and subsoiling done this month. Poles for Beans and Peas should be made ready for use. Forcing beds, with growing crops of Lettuce, Radish, etc., will require daily attention.

### FEBRUARY

Very little can be done this month in the way of out-door gardening, but every family having a garden of any pretension should have a hot-bed. Prepare as instructed on page 142. This is a simple and cheap method of procuring strong, healthy plants of every variety of vegetables desired for transplanting in proper season without the trouble of hunting them up, and without the risk of buying plants that have been grown from inferior seeds. Time of sowing depends entirely upon the weather. If extremely cold, defer to the last of the month. Great care must be observed that the bed is of a proper temperature to insure the germination of seeds, especially the Egg Plant, which always requires a stronger heat than any other variety. Sow BUIST'S Improved Large Purple. Also the Copenhagen Market, Charleston Wakefield and Jersey Wakefield Cabbage will give you a full supply for early use; also sow BUIST'S Veribest Cabbage Head, Big Boston, Iceberg and New York Lettuce; Market Champion, BUIST'S "Earli-Belle" and Stone Tomatoes; Snowball and Paris Cauliflower; the BUIST'S "Early Money," Scarlet Turnip White Tipped, Long Scarlet and White Box Radish; the Ruby Giant and Bell or Bull Nose Pepper. It is necessary that the young plants are carefully protected from frost, cold and



chilly winds, but they should also have an abundance of air to prevent them from becoming drawn or spindly. Therefore air them only during the middle of the day and protect the sash with mats or other coverings at night.

### MARCH

This is the first of the active Spring months with the gardener, and in many localities it will be early enough to start a hot-bed. Those who have started their hot-bed must attend to it carefully. The care is not great, and will soon become a habit, but it must be given promptly and without fail. All plants under glass require attention, and air must be given at every favorable opportunity. The sun-heat on a close-confined frame will soon destroy the plants, and neglecting to close them on a raw, cold day will check their growth, and possibly injure them beyond recovery. Watering must be attended to. Use tepid water; and keep the soil loosened, which will greatly stimulate the growth of the plants. Seedlings, when large enough, should be transplanted into other frames, setting them out at least an inch apart, and for this purpose a cold frame will answer. If not transplanted, they should be thinned out. For the smaller homes, whose wants are less than a hot-bed would supply, we suggest the use of window boxes. These, well drained with broken crocks and filled to within an inch of the top with good garden soil, may be sown with such varieties of early vegetables as Cabbage, Cauliflower, Egg Plant, Lettuce, Pepper, Tomato, etc.; you will then have a supply of vegetable plants fully a month earlier than by waiting for out-door sowing, as your plants will be ready to set out at the time you would otherwise sow them.

**In no branch of business is industry more important than in gardening.** Results cannot be secured unless you care for your soil. Plow and subsoil it, or spade it at least twenty inches deep in the early spring and remember that plenty of manure and muscle are the important levers required in raising profitable crops.

If you have an early Spring, sowings may be made of the following varieties in the open ground:

**Peas**—BUIST'S Early Morning Star.

**Beets**—Cosbys Egyptian, Eclipse, BUIST'S Extra Early, BUIST'S Perfect Model and Detroit Blood Turnip.

**Cabbage**—Set out the plants that you have wintered over in cold frames.

**Carrot**—Sow early Scarlet Horn, Half-Long Scarlet, and BUIST'S Rubicon.

**Celery**—Sow Celery and Lettuce; also transplant Lettuce seedlings from winter frames.

**Radish**—BUIST'S Truckers "Early Money," BUIST'S Early Scarlet Turnip, French Breakfast, Early Scarlet Globe and White Box.

**Onion Sets**—Select the smallest size, as the large ones shoot to seed. If you desire to grow large Onions from seed, and weather is favorable, sow thinly on rich soil the last of this month. Select the Mammoth White King and Yellow Prize-Taker. The two latter are very large Italian varieties, and of a very delicate flavor. The BUIST'S Yellow Globe Danvers, Red Wethersfield, and the Southport Red, White, and Yellow, are the varieties, however, generally sown to produce full-grown Onions.

**Parsley**—Sow BUIST'S Garnishing and Moss Curled. The Single or Plain Leaved is hardier, but has a stronger flavor.

**Potatoes**—For an early crop, select strong tubers of Houlton Early Rose, Irish Cobbler and BUIST'S Early Sunrise; cut them into sets a few days before planting.

**Spinach**—Sow BUIST'S Perfection Curled, as it surpasses all other varieties.

**Turnip**—Sow the Early White Flat Dutch, BUIST'S Purple Top Globe.

**Asparagus**—New beds should now be formed.

**Rhubarb Roots and Horse Radish Sets**—Plant. Fruiting trees and plants should also be planted.



If you desire to form a new lawn, sow as early as the soil can be plowed and well pulverized, and seed down with BUIST'S Evergreen Lawn Grass. It will make a very handsome appearance in sixty days, and form a fine sod by July. There is no seed sold in which there is so much deception as Lawn Grass; therefore purchase BUIST'S Evergreen, which is guaranteed to please you.

The above remarks apply only to an early Spring; and it is frequently the case that March work is deferred until April, on account of the lateness of the season; but if the weather is at all favorable, follow them. To secure early crops it is worth a venture. If you fail, you have ample time to re-seed.

**The Flower Garden**—Do not neglect your lawn. If not attended to before, complete it now. Rake off all dead grass and old leaves, and give it a top-dressing of BUIST'S Lawn Enricher, about 400 pounds to the acre. Beds planted with Hyacinths, Tulips, etc., may now have their covering shaken up and on warm days taken off entirely, re-covering them only on the possibility of a cold spell. Prepare vacant beds for bedding plants by deep culture, moderately enriched with manure; spade them up and leave them in this condition until the time for planting; change, if possible, the arrangement of your flower beds from last year, giving your garden a more diversified and better appearance; remove the straw coverings from roses and other plants, finish all pruning, and make a general clearing up for Spring operations.

### APRIL

This is really the gardening month of the North. *Time lost now cannot be recovered.* If the important hints suggested in the previous month's operations have been taken advantage of, you are now ready for active duty, and have perfected your plans for the season. Those whose situations were favorable, and started their hot-beds in February, should have fine plants now ready for planting out from the cold frame; if well hardened off and weather settled, they will start and grow without a check. Transplanting to the open ground will vary with the locality. Cabbage, for instance, is not affected by cool nights, while Tomatoes and other tender plants would perish. While giving general instructions for culture, we can lay down no definite rule for exact time of planting and sowing, owing to the changeable seasons. What was recommended for March in a late season should be deferred until April. What may now be planted in light soil had better be deferred to a later period, on cold, heavy ground. A general clearing up, manuring and dressing the beds of Asparagus, Rhubarb, and other permanent roots and plants, if not already done, should have early attention this month. In all cases, when it is possible, use a spading fork around the roots in preference to a spade, "and remember it is useless to expect good crops from barren soil." Plenty of manure and muscle are the important levers required in raising profitable crops after sowing **Buist's Seeds**. The following varieties of seeds are suitable for present planting:

**Beet**—Crosby's Egyptian, Early Eclipse, BUIST'S Extra Early, Detroit Blood Turnip, and do not overlook BUIST'S Perfect Model. Those who have never raised the Swiss Chard we advise to try it this season; this variety may truly be called "Cut and Come Again." The leaf stalks are prepared similar to Asparagus, and by many it is greatly preferred—in fact, it is a delightful dish.

**Beans**—Bush, or Snap-Shorts, in sheltered situations. Sow, about the middle of the month, Stringless Green Pod, Bountiful, BUIST'S Prolific Stringless, Best of All Stringless Wax, Improved Golden Wax. The first three are the earliest and most productive of the green-podded varieties; but the Wax beans, with their beautiful golden stringless pods, are decidedly preferable, and besides the Best of All Stringless Wax are earlier than any other variety, producing pods in favorable weather in less than six weeks from time of planting, and are not liable to rust.

**Cauliflower Plants**—Transplant from frames. Although they are more successfully grown in forcing beds or frames, yet in many localities where the atmosphere is moist, they can be cultivated successfully as a garden crop. The most desirable varieties are the Early Erfurt, Early Snowball and Danish Dry Weather.

**Cabbage**—Sow BUIST'S Improved Drumhead and Flat Dutch. These are the finest stocks of late Cabbage grown, and are always sure to produce fine large heads. They



have been awarded as many as twenty-two premiums in one season. There is nothing equal to them. They are put up and sold only under our seal in packets,  $\frac{1}{2}$  ounce and ounces; also  $\frac{1}{2}$ ,  $\frac{1}{4}$  and 1-pound cartons. Seed of these varieties offered in any other way is spurious. As the cabbage-fly is very destructive to the young plants, it is the safest plan to sow plenty of seed, and always select the strongest looking plants for your planting. If the Spring sowings of early varieties have not yet been transplanted out from the hot-bed, attend to it at once.

**Carrot**—Sow Early Scarlet Horn, Half-Long Scarlet, Scarlet Chantenay and BUIST'S Long Orange; the latter for main crop, either for garden or field culture. They produce very large, smooth roots.

**Celery**—Sow Easy Blanching, Golden Yellow, Self-Blanching and White Plume.

**Cucumber**—Plant in sheltered situation Perfection White Spine and London Long Green. Transplant your Egg Plants and Tomatoes from frames, if not already attended to, and another sowing of the latter can be made for a later crop. Select the BUIST'S New Monarch, Prize Stone, BUIST'S Market Champion and Greater Baltimore for this purpose, as no other varieties will please you as much.

**Lettuce**—Sow, and also transplant from Spring or Winter beds. There are very few cultivators who grow Lettuce to perfection. The soil must be of the richest nature and grown quickly, in order to produce crisp heads. Select Big Boston, Simpson, Hanson, May King, and BUIST'S "Veribest" Cabbage Head; and for sowing to come in late, select the Salamander and New York.

**Onion Sets**—Plant as soon as the ground can be worked; one quart will plant a 50-foot row; use 8 to 10 bushels to the acre.

**Onion Seed**—Sow thickly for producing Onion Sets, and thinly for growing large-sized Onions. The soil for the latter cannot be too rich. The varieties for producing sets are Yellow Strasburg and White Silver Skin. For producing full-sized Onions the first year, sow Red Wethersfield, Yellow Danvers, Prize-Taker, and Southport Globes.

**Parsley**—Sow; the BUIST'S Garnishing and Moss Curled—they are the best. The single or plain-leaved, although not as desirable for garnishing, is more hardy and has a much stronger flavor.

**Parsnip**—Sow. Should you have a surplus, feed to your cattle, as they enjoy them.

**Peas** are a very important and a standard crop in every garden and must not be overlooked; to keep up a regular succession of crops make sowings every two weeks throughout the season, and put in plenty of them, as they are a general favorite. There is a great difference in the quality of this vegetable, and it would be folly to grow inferior varieties when you can obtain those of a superior quality at the same price. We will here remark, and beg that it shall be observed, that where the ground is dry there should be water run in the drills before the peas are sown.

Form the drills 2 feet apart and 3 inches deep, dropping the Peas to stand about  $\frac{1}{2}$  inch apart. Cover up, and the moisture will at once vegetate the seed. As soon as up, hoe well, and keep clear of weeds; when they are about 1 foot high stake them.

**Plant Buist's Early Morning Star**—Sold only in Sealed Packages. 1 lb., 2 lbs.,  $7\frac{1}{2}$  lbs., 15 lbs., 30 lbs. and 60 lb. sacks. Seed offered in any other way is not genuine. It is the earliest known variety, producing large crops of sweet and luscious Peas. The Morning Star is our latest improvement in Extra Earlys. It is not only the earliest, but the most productive and finest flavored Extra Early known. The Gradus, Thomas Laxton, American Wonder, Nott's Excelsior and Telephone are the cream of wrinkled varieties. They produce large and well-filled pods of luscious flavor.

**Peppers**—Transplant from frames.

**Potatoes**—Select and plant those grown in Eastern localities; they will always produce much finer Potatoes. We annually grow our stocks in Maine. Plant Houlton Early Rose, Beauty of Hebron and Irish Cobblers; and for late or general crop, State of Maine and Green Mountain.

**Radish**—Continue sowing the red varieties up to the 20th; if sown later they are liable to grow spongy and shoot to seed without forming any root. White Icicle, Chartier



and White Strasburg best for sowing the last of the month; they will be crisp and tender.

**Salsify, or Oyster Plant**—Do not overlook sowing this important vegetable; it is annually becoming more popular. The BUIST'S Mammoth is the most desirable variety. Sow Perfection or Long-Standing Spinach for succession.

**Spring Turnips**—Always sow as early as the weather permits. They require quick growth, otherwise they will be tough, spongy and useless.

### MAY

The vegetable garden is now progressing. If you have sown BUIST'S Seeds in good, clean, deep, rich ground, we know you have met with success. Seeds, like individuals, have their peculiarities and to know the nature of the various varieties is always an important factor. It has been our aim to supply only seeds of the Highest Grade. Higher quality in the seeds selected will result in increased yields and improved quality of the vegetable produced. Fewer varieties and more kinds of vegetables are needed in the garden. Is your selection of varieties complete? Better look through our catalogue and order your additional supply of BUIST'S Reliable Seeds. The greatest enemy of the garden is weeds. They are now ready to overgrow your crops unless frequently disturbed. Keep your cultivator and hoe in active service, and if you have not already a good hand cultivator, purchase the *Planet Junior*, which beats them all. It will do the work of three or four hands, and do it better. It will pay its cost in a week.

By carefully examining the directions given for April, you may find something that you have overlooked. If so, attend to it at once. The majority of vegetables having now been sown, and others transplanted in favorable situations, their proper cultivation and thinning out when too thick must have your attention. Examine your seed beds closely, and if any sowing has failed, re-seed at once. All plants in frames will require plenty of air and water, and gradually harden off before transplanting to the garden. All the more delicate seeds can be sown as both soil and atmosphere are mild and pleasant, and they will germinate freely.

Plant Lima Beans, but bear in mind, unless the soil is warm they will not germinate; also plant Bush or Snap-Short varieties. The BUIST'S Prolific Stringless, Green Pod Stringless and the Golden Wax are the best; and do not overlook planting the BUIST'S Ideal Pole Lima and Fordhook Bush Lima, as they are by far the best sorts.

**Beets**—Sow; select the dark-blood varieties, such as Detroit Blood Turnip, Half-Long Blood. They are the best for Fall and Winter.

**Cabbage**—The late varieties can still be sown, if not attended to last month. The early sowings will be sufficiently large to plant out the last of this month. Select the largest and strongest plants. The small ones can be transplanted later for a succession.

**Stock Beets**—Such as Mangel Wurzel and Sugar, should now be sown for Winter feeding. It is impossible to overestimate the importance of this crop. Its yield is enormous (from 600 to 800 bushels to the acre), and its value to the farmer great. Select BUIST'S Golden Globe if your soil is shallow; BUIST'S Mammoth Long Red, Golden Tankard and Chirk Castle Mangel if your soil is deep and rich.

**Carrot**—Continue sowing the Half-Long Scarlet for table use, and BUIST'S Long Orange for stock feeding.

**Cauliflower**—In frames will require copious watering, and if weather is settled, the glass can be removed.

**Celery**—Sowings may be repeated, and weed the seed-beds of last month.

**Corn**—Plant Cory, Crosby's, Minnesota, Golden Bantam and Country Gentleman.

**Cucumbers**—Make a general planting. Sow. BUIST'S Perfection White Spine and BUIST'S Long Green.

**Kohl Rabi**—Sow. This vegetable is a great favorite with the European gardeners, and if properly prepared for the table is fine.

**Lettuce**—Sow in rows, and thin out; Iceberg, BUIST'S Sensation and Salamander. The latter will give you heads two pounds in weight; is delicate and tender.

**Melon**—Plant BUIST'S Selected Rocky Ford, Emerald Gem and Fordhook. The latter



is the finest of the yellow flesh varieties. For Watermelon, select the Tom Watson, Kleckley's Sweet, Halbert's Honey and Florida Favorite.

**Parsnip**—Sow early for general crop, and thin out last month's sowing.

**Peas**—Sown now should be planted deeper than usual to prevent dry weather from injuring their roots. A crop thus planted will produce more abundantly and continue in bearing longer. Select the wrinkled varieties.

## JUNE

The principal occupation of the gardener this month will be battling with weeds, not only to destroy them, but at the same time stirring up the soil, letting light and air into the earth, and imparting life and vigor into the growing plants—bear in mind that good cultivation is almost equal to good manuring.

The earth is the natural mother of weeds, and will require your utmost vigilance to destroy them. The use of hand cultivators, to assist in the cultivation of the soil and the extermination of weeds is very important. They do their work easily and thoroughly and are back-savers, economizing both time and labor. Use the *Planet Double Wheel Hoe*; it will save its cost in a week.

**Asparagus**—Beds keep free from weeds, particularly beds recently planted. Cut away all seed-bearing stems, as they are exhausting to the roots.

**Bush, or Snap-Short Beans**—Plant every two weeks for a succession. The Giant Stringless Green Pod, Green-Pod Stringless and Best of All Wax are the most desirable for Summer planting. If your Lima or Wax Pole Beans have not come up satisfactorily, you are still in time for replanting. It is always a good plan to start the Lima in cold frames or place them between sods, and transplant them, when sprouted, to prevent any such disappointment, as they will not withstand cold, moist weather.

The potato bug is now very industrious. He is a good feeder, but a far better propagator; therefore look out for him, and dust the foliage with a mixture of one-eighth Paris green to seven-eighths plaster, or a preparation called slug-shot; these are really the only applications that will settle him.

**Beets**—Thin out those already sown and sow BUIST'S Perfect Model for a succession. Young plants that are thinned out can, during moist weather, be successfully transplanted. If you are growing Mangel Wurzel for your stock this season, give them every attention. Thin out, and keep thoroughly cultivated; with a little care and good treatment their growth will astonish you.

**Cabbage**—Transplant May sowings, which will head in September and October.

**Celery**—If required for early use, transplant now—a good layer of rotten manure at the bottom of the trench is always necessary. See that the plants are well watered during dry weather; there is nothing better for this purpose than soapsuds.

**Cucumber**—Sow again for succession the Perfection White Spine and BUIST'S Long Green. Those for early pickling can be planted the last of the month. Select the Jersey Pickle for this purpose.

**Sugar Corn**—Plant every two weeks for a succession. Select the Country Gentleman, Mammoth and Stowell's Evergreen Sugar.

**Endive**—Sow for transplanting for Fall use.

**Leek**—Transplant or thin out; transplanting always produces finest results.

**Squash** can still be planted. Tomato vines should always be trained to trellises, as they will produce much finer fruit and crop more abundantly; if they grow too strong pinch off the points of shoots.

**Ruta Baga Turnip**—Sow from the 20th of this month to the 20th of July; there is nothing superior in the vegetable line for Winter feeding. With fair culture they will produce immense crops, and we cannot prevail too urgently upon the farmer the great importance of extending their culture. They are not only profitable but invaluable to all agriculturists, being relished by all kinds of stock. Sow BUIST'S Improved Purple Top Yellow; it is the largest growing variety, producing the finest formed roots, and will be found superior to any other stock in this country. The turnip-fly is very destructive to this crop, and frequently eats off the young plants as fast as they make



their appearance. Watch the crop and dust with plaster. Do not permit your garden to be littered up with any crop that has ceased bearing; remove it at once to make room for another. By attending to this closely you will be surprised with the various successions of crops that can be produced in a small garden.

### JULY

Weather during this month is generally hot and dry, and men are generally opposed to much exertion; but brace up and take a glance over your garden, be it large or small. See what has been omitted, and have all oversights quickly rectified. Weeds must always claim your constant attention. When watering is necessary to be done, do it thoroughly; sprinkling of the surface soil is really an injury. A water cart on wheels will be found valuable. Where you have planting to do—Cabbage, for instance—make a strong puddle of clay and loam and dip the roots into it. Even in the driest weather not more than five per cent. will fail to grow. Prepare the ground for replanting where early crops have been removed; some seeds may still be sown. When the soil is dry, settle it firmly by treading with the feet.

**Beet**—Keep well thinned and thoroughly clear of weeds. The foliage of young Beets is an excellent substitute for Spinach.

**Cabbage**—Set out for late crops. If the weather is dry, dip the roots in puddle, as above, before planting; but it is always best to select moist weather for their transplanting.

**Carrots**—Give their final thinning. Keep the hoe or cultivator constantly going until the leaves are large enough to cover the ground.

**Celery**—Set out for your main crop. Cut off the tops to within two or three inches of the crown of the plant before planting.

**Corn**—Plant Country Gentleman, Mammoth and Evergreen Sugar for a succession.

**Cucumbers**—Plant the Jersey Pickle for pickling purposes.

**Egg Plant**—An occasional watering of liquid manure or soapsuds greatly facilitates their growth, if weather is dry. Mulching the plants with cut grass will be of advantage.

**Tomato**—Train, or where no support is given them, place some pea haulm or straw under the vines, to protect the fruit in ripening. If the foliage is very strong thin it out to allow the fruit to ripen.

**Endive**—Sow. Cultivate your Melons, Squashes and Cucumbers until the vines cover the ground. Look closely for the squash bug on all young plants, as they are very destructive. Ruta Baga sown last month should now be thinned out. If you have overlooked sowing them you are still in time until the 20th to the 25th. After that date the season is generally too short to form large roots.

**Turnips**—A portion of your sowings should be made the last of the month, just before or after rain. The Red or White Flat Strap-Leaved are the best flat varieties; but BUIST'S Mammoth Red Top White Globe is the best of all; sow it, it will please you. They are of the easiest culture, and are generally sown broadcast. To those who desire to cultivate a choice Yellow Turnip, we strongly recommend the Yellow Globe for field culture, or the Golden Ball for the garden; the former should be grown in drills, and the latter broadcast.

### AUGUST

This is the last of the gardening months of Summer, and the time for sowing all varieties of vegetables that require but a short season to mature their crops—such as Peas, Snap Beans, Spinach, Corn Salad, Radish, Turnip, Lettuce and Kale. The most important and most extensive sowings, however, are Turnips, and sowings should be completed, if possible, before the 20th; but all globe-shaped varieties, such as Mammoth Red Top Globe, White and Yellow Globe, Yellow Aberdeen and Amber Globe, should be sown as early in the month as possible. The best of all the globe varieties is the BUIST'S Mammoth Red Top Globe—sow it, by all means. It is becoming very popular and cannot be recommended too highly.

The flat varieties, such as Red Top and White Flat Dutch (Strap-Leaved), will frequently be in time if sown as late as September 1st; but seeding so late is not advisable. The turnip-fly is a very destructive insect on the Ruta Baga and Turnip crop, frequently



eating off the young plants just as fast as they make their appearance above ground. Examine closely, and if they are discovered, dust them with plaster. Frequent failures are often experienced in securing a good stand of plants; do not become disheartened, but re-seed at once; after they form their first rough leaf the crop is safe. As there is so much spurious Turnip Seed now offered for sale, it would be advisable to purchase your supplies from us, put up in  $\frac{1}{4}$ ,  $\frac{1}{2}$  and 1-pound sealed cartons, as every grain of seed we offer has been grown from transplanted and selected roots.

**Peas**—Plant BUIST'S Early Morning Star from middle to last of the month; all later varieties, if planted this month, are now liable to mildew, and will produce no crop.

**Snap-Short Beans**—Plant especially the Giant Stringless Green Pod, Stringless Green Pod, Refugee or 1000 to 1, and Best of All Wax.

**Spinach**—Sow Perfection Curled; it is the best variety; sow also Corn Salad and Green Curled Kale. **Radish**—Early Scarlet Turnip, Early Scarlet Globe and White Box, also Round Scarlet China, Chinese Rose and White China for Fall or Winter use.

**Lettuce**—Sow Dutch Butter and Big Boston in drills for heading late. Early plantings of Celery should now be earthed up, and later plantings, if dry, should be well watered. This crop always pays well for any extra attention bestowed upon it.

**Tomatoes** planted late should have their foliage thinned out to permit the fruit to ripen more evenly. Those who have acted upon our suggestion and planted the Monarch Market Champion, will now find that we have not praised them too highly. Lima and other Pole Beans will require pinching back when overtopping their support. Late sowings of Beet should be thinned out and well cultivated. The growth of Cabbage will be greatly stimulated by keeping the soil well tilled.

## SEPTEMBER

This month is still an active one with the gardener. Seeding time is almost over, but the time for harvesting of root crops and the covering of others for Winter protection will soon be here; therefore important work should be well in hand and finished promptly. During August and September you have full opportunity for comparing and examining crops, and noting impurities in those you have grown. If you purchased your seeds from **Buist** and have given your crops good soil and good culture, your garden has proved a success, and impurities in your vegetables a rare occurrence; but if you have overlooked the important requisite of obtaining good seeds, and have planted those sent to the country stores to be sold on commission (which are generally either old or of inferior quality), you will find that a portion of your season's labor has been bestowed on the cultivation of worthless crops. It would be wise, therefore, in future, to remember that the best seeds are always the cheapest, and **Buist's** are always grown by him from Selected Seed Stocks, and are therefore of the very finest quality. Order them; they are the cheapest and best for you. All growing crops will still require your attention and cultivation; preparations made for the sowing of Cabbage, Lettuce and Cauliflower, to produce plants for Spring planting; sowings of BUIST'S Extra Early Jersey Wakefield and Charleston Wakefield should be made about the middle of this month. On the approach of cold weather the plants should be lifted and stored in cold frames, and transplanted out in early Spring. Sow also Early Snowball Cauliflower, which can be transplanted into forcing or cold frames for heading during Winter and Spring, or stored similar to Cabbage for planting out. Turnips, the Red Top and White Flat Dutch, may still be sown during the first week of the month, if the sowings made last month have not proved a success. They will now grow rapidly, and have fair prospects of forming roots if the season does not prove a short one. Celery should be earthed up. Endive tied up for blanching. Sow also Corn Salad, Spinach and Kale to remain out all Winter. Sow also BUIST'S Early White Forcing, Big Boston, BUIST'S Unrivalled and Dutch Butter Lettuce, which can be transplanted into cold frames or forcing beds for Winter and Spring heading, or transplanted on ridges in the garden and covered with straw or litter during Winter. This is the month for the formation and seeding of lawns. Sow BUIST'S preparation of grasses for this purpose, and read remarks on page 80. September sowing is decidedly



better than sowing in Spring, as the young grass becomes thoroughly established before cold weather, and gives it the advantage of an early Spring growth; it is then not so liable to be damaged from warm weather.

### OCTOBER

The active duties of the gardener are now rapidly lessening, but an industrious man always finds plenty to do at all seasons of the year. The principal duties of the present month will be the harvesting of such root crops as are matured, the transplanting of Lettuce both into cold frames and ridges for Winter and Spring heading; also Cauliflowers into forcing frames for Spring use. Cabbage sown last month pull and store in cold or warm frames for Spring planting. Spinach may still be sown; also Early Scarlet Globe Radish in cold or warm frames, between rows of Lettuce; Celery should have its final earthing up. Trench all vacant ground, to remain in that condition until Spring. Now is also the time for planting all German Bulbs, such as Hyacinths, Tulips, Crocuses, etc., but to be successful in their cultivation the soil should be light and rich. If inclined to be heavy, mix it with sand and leaf-mold from the woods. As soon as cold weather sets in, cover the beds with a coating of well-rotted manure, which should be taken off in Spring, and surface soil loosened and finely raked. We annually import from Holland large supplies of Bulbs, and your orders will be filled promptly. There are no flowers that will repay you as much as Hyacinths, Tulips, Daffodils, Crocuses and the innocent little Snowdrops. *These are the flowers that bloom in the Spring* and which are so universally valued and admired, the planting of which is so often overlooked until too late. Send for a Bulb catalogue and order at once.

### NOVEMBER

Gardening operations are now mostly over for the year, and the finishing touches may be given to your garden at once. Plants in frames should be aired—all root crops must be lifted at once, and carefully stored either in pits outdoors or in root cellars. Cabbage sown in September, if not already placed in cold frames for Spring planting, should be attended to at once; Cabbage which has headed lift and place in trenches, and cover over with litter for Winter use. Celery, Turnips, Beets and Carrots lift and store for Winter use. Parsnips and Salsify, although perfectly hardy, should now be lifted for convenience. Asparagus beds give Winter dressing. If you have grown a supply of Mangels, Turnips and Carrots, they will now come in very useful for stock-feeding, but to avoid flavoring either milk or butter, feed them only at milking time. They should, however, always be steamed before using.

### DECEMBER

Winter may now be said to be upon us in full force, and but little can be accomplished outdoors except in making a general clearing up about the place. Your forcing and cold frames should have careful attention. Other supplies of Lettuce should be transplanted in frames, and other sowings of Radish made; but there are some minor details that generally suggest themselves to all thinking men that should always have attention. The monthly hints that we have given are merely suggestions for the inexperienced; competent gardeners are familiar with the various duties of each season without referring to them.

This is also the month for making out your Spring list of seeds required. Remember that the foundation of a good garden is first good seeds, and then good culture. Look out for what are known as cheap seeds. Do not expect to purchase for fifty cents per pound that which costs a dollar a pound to grow. There are lots of seeds annually sold that there is nothing to recommend them but their first cost. The gardener generally finds them very expensive, for if they grow, the crops produced are inferior.


By using a little forethought and study on rainy days or Winter evenings, you will be able to greatly lessen your Spring labor when work comes upon you with a rush. If you do not go systematically at work now, and have everything in order, and know exactly what you intend doing in the Spring, you will accomplish but little satisfactorily; important crops will be entirely overlooked, and many others will be seeded too late to produce profitable returns. Look carefully over your tools and implements if you have not already done so. Replace those which are lost through carelessness or negligence, and see that all are in proper order. Pruning and grafting can still be done, and seeds required, if not already ordered, should be purchased at once; examine our **Garden Guide** carefully in making out your list, in order to select those which are the most desirable.



## Making a Hotbed

In order to secure a supply of early vegetables, a hotbed frame is indispensable. It can be constructed by any one, at a very small cost; it consists of a wooden frame, generally six feet wide, and from six to sixteen feet long, according to the supply of early vegetables required; one side to be at least six inches higher than the other; the frame to be sub-divided by cross-bars; and each division covered by a glazed sash; the sides and ends should be joined by hooks and staples, to admit of its being taken apart and stored away when not required. After completion, place it on the manure-bed, prepared in the following manner: The frame should face the south or southeast; fill in about ten inches of rich pulverized soil, and allow it to stand a few days, giving it air by slightly raising the sash so that the fiery vapor or steam may escape. The seeds of Cabbage, Cauliflower, Egg Plant, Pepper, Tomato, and many other varieties may be sown, and the plants planted out as soon as the frosty weather is over.

**Preparing Manure for Hotbeds.**—Fresh stable manure only; not exceeding six weeks old, is suitable for this purpose. Turn it over into a compact heap, protected from heavy rains or snow; allow it to remain so for about eight days, when it should be made up into the requisite form to suit the frame. To insure more uniform heating a layer of straw is used to cover the manure. Egg plant requires strong heat to vegetate it; for such the hot material will require to be two feet thick. Where the ground is quite dry, a very good method is to dig a space about eighteen inches deep, and put the manure therein; tramp it firmly and evenly, place thereon the frame and sash; put in the rich earth, and in about four days sow the seed, having previously stirred the earth freely to destroy any seeds or weeds therein.



**The Cold Frame** is a simple construction of boards for wintering Cabbage, Lettuce, Cauliflower, or Broccoli, for planting out early in Spring. Select a dry Southern exposure; form a frame from four to six feet wide, and as long as is required. The back should be fourteen inches, and the front six inches high, with a cross-tie every six feet. Seeds of Cabbage, Lettuce, Cauliflower, and Broccoli, sown in the open border early in September, will be ready to plant into the cold frame about the end of October. The soil should be well prepared and smoothly raked before planting.

**The Cold Pit**—This is a structure in very general use for growing Cauliflowers during Winter. The situation must be dry and well sheltered, having a south or south-east exposure. Dig out a space two feet deep, and eight feet wide, if for brick, and nine feet wide if for stone. Build the back wall four and a half feet high; that will be two and a half feet above ground, and three feet high in the front. If the ground is not dry, and is subject to underwater, and draining cannot be effected, do not dig so deep, and surround the walls with two feet thick of earth, which will keep the frost from penetrating them. If Cauliflower is to be planted, put into the pit three feet of leaves from the woods; tramp them firmly, over which put one foot of rich earth; after it remains for two weeks it will be ready for the plants. Six plants for each sash of four feet will be enough. The space between may be filled up with Lettuce plants or a sowing of Radish.

**The Hot Pit**—Constructed in the same manner as the Cold Pit, but having the appliances of artificial warmth, either by hot manure and leaves, about half and half, firmly trampled into the bottom, two and a half to three feet thick; or one-half fresh tanner's bark, half dried, mixed with hot manure, is very efficient, over which place about one foot of earth. In about two weeks the heat will have subsided sufficiently to admit of Cucumbers being planted, or any other seeds or roots requiring artificial warmth to forward their growth.



# Vegetable Planting Chart

143

## For Philadelphia and Equivalent Climate

VARIETY	Seed Required	Seed Required per Acre	Planting Distance			Maturity from Planting to Picking
			Apart in Row	Between Rows	Depth	
Artichoke.....	1 oz. to 500 plants...	½ lb.....	1½ to 2 ft..	4 ft.....	1 in.....	1 year
Asparagus, Seed.....	1 oz. to 800 plants...	4 lbs.....	3 to 6 ins..	1½ ft.....	1 in.....	3 to 4 years
Asparagus, Roots.....	50 roots per 100 ft..	5445 roots..	2 ft.....	4 ft.....	12 ins.....	2 years
Beans, Bush.....	1 lb. per 100 ft.....	90 lbs.....	2 to 3 ins..	2 to 2½ ft..	1½ to 2 ins.	6 to 8 weeks
Beans, Bush Lima.....	1 lb. per 100 ft.....	60 lbs.....	6 ins.....	3 ft.....	1½ to 2 ins.	10 to 12 weeks
Beans, Pole.....	½ lb. per 100 ft.....	30 lbs.....	6 ins.....	3 to 4 ft..	1½ to 2 ins.	9 to 10 weeks
Beans, Pole Lima.....	1 lb. per 100 ft.....	30 lbs.....	6 ins.....	4 ft.....	1½ to 2 ins.	12 to 14 weeks
Beets.....	2 oz. per 100 ft.....	8 to 12 lbs..	2 to 3 ins..	1½ to 2 ft..	½ to 1 in..	8 to 10 weeks
Beets, Mangels.....	2 oz. per 100 ft.....	8 to 10 lbs..	6 ins.....	2½ ft.....	½ to 1 in..	14 to 16 weeks
Broccoli, Heading.....	1 oz. to 2000 plants..	4 oz.....	1½ to 2 ft..	2 to 3 ft..	½ in.....	9 to 21 weeks
Brussels Sprouts.....	1 oz. to 3000 plants..	4 oz.....	1½ ft.....	2 to 3 ft..	½ in.....	13 to 14 weeks
Cabbage, Early.....	1 oz. to 2000 plants..	4 oz.....	1½ ft.....	2 to 3 ft..	½ in.....	10 to 12 weeks
Cabbage, Late.....	1 oz. to 2000 plants..	4 oz.....	2 ft.....	3 ft.....	½ in.....	14 to 16 weeks
Carrot.....	1 oz. per 100 ft.....	3 to 5 lbs..	1 to 3 ins..	1 to 2 ft..	½ in.....	9 to 12 weeks
Cauliflower.....	1 oz. to 2000 plants..	4 oz.....	1½ to 2 ft..	2½ ft.....	½ in.....	14 to 16 weeks
Celery.....	1 oz. to 6000 plants..	4 oz.....	6 ins.....	3 to 4 ft..	¼ in.....	16 to 19 weeks
Chicory.....	1 oz. per 100 ft.....	5 lbs.....	3 ins.....	2 ft.....	½ in.....	15 to 17 weeks
Collards.....	1 oz. to 2000 plants..	4 oz.....	1½ to 2 ft..	2½ ft.....	½ in.....	12 to 14 weeks
Corn, Sweet.....	½ lb. per 100 ft.....	12 lbs.....	6 ins.....	3 to 4 ft..	1 in.....	10 to 13 weeks
Corn Salad.....	4 oz. per 100 ft.....	10 lbs.....	3 ins.....	1 to 1½ ft..	½ in.....	6 to 7 weeks
Cress.....	1 oz. per 100 ft.....	10 lbs.....	2 to 4 ins..	1½ ft.....	¼ in.....	5 to 6 weeks
Cucumber.....	1 oz. to 50 hills.....	2 lbs.....	4 ft. hills..	4 to 5 ft..	½ in.....	8 to 10 weeks
Dandelion.....	1 oz. per 100 ft.....	5 lbs.....	6 ins.....	1 to 1½ ft..	½ in.....	8 to 9 weeks
Dill.....	½ oz. per 100 ft.....	5 lbs.....	6 ins.....	2 to 2½ ft..	½ in.....	10 weeks
Egg Plant.....	1 oz. to 1000 plants..	4 oz.....	2 ft.....	2½ ft.....	½ in.....	16 to 18 weeks
Endive.....	½ oz. per 100 ft.....	4 lbs.....	8 to 12 ins..	1½ ft.....	½ in.....	12 to 13 weeks
Fennel.....	1 oz. per 100 ft.....	4 lbs.....	6 ins.....	2 to 3 ft..	¾ in.....	9 weeks
Kale.....	½ oz. per 100 ft.....	3 lbs.....	1½ ft.....	2 ft.....	½ in.....	8 to 9 weeks
Kohl Rabi.....	½ oz. per 100 ft.....	4 lbs.....	3 to 6 ins..	1½ ft.....	½ in.....	8 to 9 weeks
Leek.....	1 oz. per 100 ft.....	4 lbs.....	2 to 3 ins..	1½ ft.....	½ in.....	12 to 13 weeks
Lettuce.....	½ oz. per 100 ft.....	3 lbs.....	6 to 10 ins..	1½ ft.....	½ in.....	7 to 10 weeks
Melon, Musk.....	1 oz. to 50 hills.....	3 lbs.....	3 ft. hills..	4 to 5 ft..	¾ in.....	12 to 14 weeks
Melon, Water.....	1 oz. to 30 hills.....	4 lbs.....	5 ft. hills..	8 ft.....	¾ in.....	12 to 14 weeks
Mustard.....	1 oz. per 100 ft.....	4 lbs.....	4 to 6 ins..	1 ft.....	½ in.....	4 to 5 weeks
Okra.....	2 oz. per 100 ft.....	8 lbs.....	1½ ft.....	3 ft.....	1 in.....	7 to 9 weeks
Onion Seed.....	1 oz. per 100 ft.....	5 lbs.....	3 ins.....	1½ ft.....	½ in.....	13 to 16 weeks
Onion Sets.....	2 qts. per 100 ft.....	10 bus.....	3 ins.....	1½ ft.....	½ in.....	5 to 6 weeks
Parsley.....	½ oz. per 100 ft.....	3 lbs.....	4 to 6 ins..	1 ft.....	½ in.....	10 to 12 weeks
Parsnip.....	1 oz. per 100 ft.....	4 lbs.....	4 ins.....	1½ to 2 ft..	½ in.....	13 to 14 weeks
Peas.....	1 to 2 lbs. per 100 ft..	120 lbs.....	1 to 2 ins..	2 to 3 ft..	1 to 2 ins..	8 to 10 weeks
Pepper.....	1 oz. to 1000 plants..	3 oz.....	1½ ft.....	2½ ft.....	½ in.....	14 to 18 weeks
Potatoes.....	7½ lbs. per 100 ft...	10 bus.....	15 ins.....	3 ft.....	3 ins.....	10 to 12 weeks
Potatoes, Sweet.....	.....	9680 plants.	3 ft. hills..	3 ft.....	.....	18 to 20 weeks
Pumpkin.....	1 oz. to 25 hills.....	4 lbs.....	6 ft.....	8 ft.....	1 in.....	15 to 16 weeks
Radish, Early.....	1 oz. per 100 ft.....	10 lbs.....	1 in.....	1 ft.....	½ in.....	3 to 4 weeks
Radish, Winter.....	1 oz. per 100 ft.....	8 lbs.....	4 ins.....	1½ ft.....	½ in.....	7 to 8 weeks
Rhubarb Roots.....	30 roots per 100 ft..	4840 roots..	2 ft.....	3 ft.....	7 ins.....	4 to 6 weeks
Ruta Baga.....	1 oz. per 100 ft.....	2 lbs.....	6 ins.....	2 ft.....	½ ins.....	12 to 14 weeks
Salsify.....	2 oz. per 100 ft.....	8 lbs.....	4 ins.....	1½ to 2 ft..	½ in.....	16 to 18 weeks
Sorrel.....	1 oz. per 100 ft.....	5 lbs.....	3 ins.....	1 to 1½ ft..	½ in.....	.....
Spinach.....	2 oz. per 100 ft.....	20 lbs.....	4 ins.....	1 ft.....	½ in.....	6 to 7 weeks
Spinach, New Zealand.....	1 oz. per 100 ft.....	3 lbs.....	8 ins.....	2½ ft.....	1 in.....	7 to 10 weeks
Squash, Bush.....	1 oz. to 25 hills.....	4 lbs.....	4 ft. hills..	4 ft.....	1 in.....	7 to 8 weeks
Squash, Vine.....	1 oz. to 15 hills.....	2 lbs.....	6 ft. hills..	8 ft.....	1 in.....	12 to 14 weeks
Swiss Chard.....	2 oz. per 100 ft.....	8 to 10 lbs..	6 ins.....	1½ to 2 ft..	½ to 1 in..	7 to 8 weeks
Tomato.....	1 oz. to 3000 plants..	2 oz.....	3½ ft.....	4 ft.....	½ in.....	14 to 16 weeks
Turnip.....	1 oz. per 100 ft.....	2 lbs.....	4 ins.....	1½ to 2 ft..	½ in.....	7 to 10 weeks

NOTE:—Differences in maturity vary with climate, season, soil, geographic location and elevation, and variety planted.



## INDEX

VEGETABLE SEEDS		FLOWER SEEDS		FLOWER SEEDS		FLOWER SEEDS	
	Page		Page		Page		Page
Artichoke	5	Ampelopsis	89	Globe Thistle	100	Saponaria	111
Asparagus	5	Anchusa	89	Gloxinia	101	Satin Flower	101, 102
Beans, Green	6, 7	Anemone	89	Godetia	101	Scabiosa	112
Beans, Wax	8, 9	Antirrhinum	89	Gomphrena	101	Scarlet Sage	112
Beans, Dwarf Lima	10	Aquilegia	96	Gourds, Ornamental	101	Schizanthus	113
Beans, Pole Lima	12	Arabis	92	Grass, Ornamental	101	Sea Pink	92
Beans, Pole	10, 11	Arctotis	92	Gypsophila	101	Sedum	111
Beets, Garden	13, 14	Armeria	92	Helianthemum	102	Sensitive Plant	113
Beets, Sugar	15	Asparagus	92	Helianthus	116	Shasta Daisy	113
Beets, Mangels	15	Asters	90, 91, 92	Helichrysum	102	Silene	113
Broccoli	16	Aubrietia	92	Heliotrope	101, 117	Snapdragon	89
Brussels Sprouts	16	Auricula	92	Hesperis	116	Snow-in-Summer	95
Cabbage	17 to 21	Baby's Breath	101	Hibiscus	102	Snow-on-the-Mtn.	99
Carrot	22, 23	Bachelor's Button	95	Hollyhock	102	Speedwell	117
Cauliflower	23	Balsam	104	Honesty	102	Statice	113
Celery	25, 26	Balsam Apple	107	Humulus	103	Stevia	113
Chervil	27	Balsam Pear	107	Hunnemannia	102	Stocks	116
Chicory	27	Beans Ornamental	92	Iberis	93, 102	Stokesia	113
Chives	27	Beard Tongue	108	Ice Plant	103	Stonecrop	111
Collards	27	Begonias	92	Impatiens	103	Sultan's Balsam	103
Corn, Sweet	28, 29, 30	Bellflower	93, 94, 110	Ipomoea	98, 107	Summer Cypress	103
Corn, Field	31	Bellis Perennis	92	Japanese Hop	103	Summer Poinsetta	88, 99
Corn, Pop	30	Black-Eyed Susan	116	Kenilworth Ivy	103	Sunflower	116
Corn Salad	27	Blanket Flower	101	Kochia	103	Sun Plant	111
Cress	27	Blue Lace Flower	93	Kudzu Vine	103	Sun Rose	102
Cucumber	32 to 34	Boston Ivy	89	Lady Slipper	104	Swan River Daisy	93
Dandelion	34	Brachycome	93	Lantana	103	Sweet Alyssum	88
Egg Plant	35	Browallia	93	Larkspur	98, 103	Sweet Peas Annual,	114, 115
Endive	36	Butterfly Flower	113	Lathyrus	104	Sweet Peas Hardy	104
Fennel	36	Calendula	93	Lavender	104	Sweet Rocket	116
Herbs	79	California Poppies	100	Linaria	103	Sweet Sultan	95
Kale	37	Calliopsis	93	Linum	104	Sweet William	113
Kohl Rabi	36	Campanula	93, 94	Lobelia	104	Sweet Wivelsfield	113
Leek	37	Canary Bird Vine	94	Love-in-a-Mist	107	Tagetes	105
Lettuce	38 to 40	Candytuft	93, 102	Lunaria	102	Thunbergia	116
Melon, Musk	41 to 44	Canna	94	Lupinus	104	Tickseed	93, 96
Melon, Water	45 to 47	Canterbury Bells	94	Lychnis	104	Tobacco Flower	107
Mushroom Spawn	48	Cardinal Climber	98	Mallow	102	Torenia	116
Mustard	48	Carnation	94, 95	Marigold	105	Tritoma	116
Okra	49	Castor Oil Plant	111	Marvel of Peru	100	Tunica	116
Onion Seeds	50 to 53	Catchfly	113	Matricaria	100	Valeriana	117
Onion Sets	49	Celosias	95	Mesembryanthemum	103	Venidium	117
Parsley	54	Centaurea	95, 98	Mexican Fire Bush	103	Verbena	117
Parsnip	54	Cerastium	95	Michaelmas Daisy	91	Veronica	117
Peas, Garden	55 to 59	Cheiranthus	95, 117	Mignonette	105	Vinca	117
Pepper	60, 61	Chinese Lantern	96	Mimosa	113	Violas	117
Potatoes	62	Chinese Woolflower	95	Mimulus	107	Violets	117
Pumpkins	63	Chrysanthemum	95, 113	Mirabilis	100	Viscaria	117
Radish	64 to 67	Cineraria	96, 98	Momordica	107	Wallflower	117
Rhubarb	67	Clarkia	96	Monkshood	88	Wild Garden	120
Salsify	67	Cobaea	96	Monkey Flower	107	Windflower	89
Sorrel	67	Cockscomb	95	Moonflower	107	Xeranthemum	100
Spinach	68	Coleus	96	Morning Glories	107	Zinnia	118, 119, 120
Squash	69, 70	Columbine	96	Mourning Bride	112		
Swiss Chard	14	Cone Flower	111	Myosotis	104		
Tobacco	79	Coreopsis	96	Nasturtiums	106		
Tomato	71 to 75	Cornflower	95, 113	Nemesia	107		
Turnip	76 to 78	Cosmos	97	Nicotiana	107		
		Cowslip	97	Nigella	107		
		Cup & Saucer Vine	96	Oenothera	99		
		Cyclamen	98	Painted Daisy	95		
		Cynoglossum	98	Painted Tongue	112		
		Cypress Vine	98	Pansies	108, 117		
		Dahlias	99	Pentstemon	108		
		Daisies	91, 92, 93, 95, 98, 111, 113, 117	Persian Daisy	111		
		Delphinium	98	Periwinkle	117		
		Dianthus	99, 113	Petunias	109		
		Didiscus	93	Phlox	107		
		Digitalis	100	Physalis Franchetti	96		
		Dimorphotheca	98	Pincushion	112		
		Dolichos	92	Pinks	99		
		Dusty Millers	98	Platycodon	110		
		English Daisy	92	Polyanthus	110		
		Eschscholtzia	100, 102	Poppies	100, 102, 110		
		Euphorbia	99	Portulaca	111		
		Evening Primrose	99	Primrose,			
		Everlasting Flowers	100	92, 99, 110, 111			
		Everlastings,		Primula	92, 97, 111		
		96, 100, 101, 102, 113		Pueraria	103		
		False Dragonhead	108	Pyrethrum	111		
		Feverfew	100	Red Hot Poker	116		
		Flax	104	Rhodanthe	100		
		Floss Flower	88	Ricinus	111		
		Forget-Me-Not	98, 104	Rock Cress	92		
		Four O'Clock	100	Rock Soapwort	111		
		Foxglove	100	Rose of Heaven	88		
		Gaillardia	101	Rose Moss	111		
		Geranium	100	Rudbeckia	111		
		Geum	100	Salpiglossis	112		
		Gilliflower	116	Salvia	112		
		Globe Amaranth	101	Santa Barbara			
				Poppy	102		

## GRASS &amp; FARM SEEDS, ETC.

Barley	86
Broom Corn	86
Buckwheat	86
Clover	84
Cow Peas	85
Grass Seeds	82, 83
Lawn Grass	80, 81
Millets	86
Oats	86
Pasture Grass	82
Rape Essex	85
Rye	86
Soja Beans	85
Sudan Grass	86
Sugar Cane	86
Sunflower	86
Vetch	85, 86

## FLOWER SEEDS

Achillea	88
Aconitum	88
Acroclonium	100
Afr. Daisies	92, 98, 117
Ageratum	88
Agrostemma	88
Alyssum	88
Amaranthus	88

## BULBS &amp; ROOTS

Amaryllis	121
Begonias	121
Caladium	121
Cinnamon Vine	122
Canna	122
Dahlias	123, 124
Elephant Ear	121
Gladiolus	125
Gloxinia	122
Lilies, Hardy	126
Lilies, Calla	121
Mexican Vine	125
Montbretia	122
Tuberose	126

## PLANTS

Roses	127, 128
Small Fruits	128

## SUNDRIES

Books	132
Calender of Opera-	
tions	133 to 141
Fertilizers	130, 131
Flower Seed Culture	87
Insecticides	129
Making a Hotbed	142
Vegetable Planting	
Chart	143



# Buist's Lawn Grass Seeds

*"Ready for Mowing Five Weeks from Sowing"*

Our lawn preparations are blended from the finest varieties of grasses. They are the result of many years of experience in the production of an everlasting sod of beauty and endurance, which cannot be obtained from improper blending or cheap preparations that thrive temporarily, and then are winter-killed, thus requiring yearly sowing.

**SOW**—On new land, use 1 lb. for every 200 square feet or 5 lbs. for 1000 square feet, 100 lbs. for one acre. For renovating old lawns when turf is thin use half quantity.

## Buist's Evergreen

**A** MIXTURE composed of the finest varieties of grasses, each of which has its season of beauty, and the result of this blending is the producing of a sod that is always evergreen and velvety in appearance, and the color and beauty of an emerald.  $\frac{1}{2}$  lb., 20c; 1 lb., 40c;  $2\frac{1}{2}$  lbs., 90c; 5 lbs., \$1.65; 20 lbs., \$6.00.

## Buist's Emerald Green

**A** PERFECTLY blended combination of fine-bladed, quick-growing grasses, forming a compact velvety surface which, with proper care, improves from year to year. The ingredients of this mixture are of the highest grade of re-cleaned seed that will thrive under various climatic conditions. They will form a smooth, deep green, velvety sward from Spring to Winter without turning brown in the Summer. This is a preparation that justifies our slogan of *"Ready for Mowing Five Weeks from Sowing."*  $\frac{1}{2}$  lb., 25c; 1 lb., 50c;  $2\frac{1}{2}$  lbs., \$1.10; 5 lbs., \$2.00; 20 lbs., \$7.00.

## Shady Nook

**A** COMBINATION of fine, dwarf growing evergreen varieties of grasses which do well in sheltered or shaded spots when difficulty is experienced in getting grass to grow. Our Mixture will bring greenness to the bare spots and restore the beauty of your lawn.  $\frac{1}{2}$  lb., 25c; 1 lb., 50c;  $2\frac{1}{2}$  lbs., \$1.10; 5 lbs., \$2.00; 20 lbs., \$7.00.

*For cultural information and other special mixtures see pages 80 and 81*





# BUIST'S

GARDEN SEEDS



110TH  
GARDEN GUIDE  
1828 - 1938

**ROBERT BUIST CO.**

Seedsman for over a Century

**PHILADELPHIA, PA.**